

RAA



UP TO THE CHALLENGE

REGIONAL AIRLINE ASSOCIATION
ANNUAL REPORT 2020

UP TO THE CHALLENGE





CONTENTS

INTRODUCTION 6

RAA Staff & Board of Directors	6
Welcome Letters	8

INDUSTRY STATISTICS 12

2019 at a Glance	14
Regional Airline Statistics 2010-2019	15

TRAFFIC, CAPACITY, & OPERATIONS 16

Airports with Regional Service	16
Airports with ONLY Regional Service	16
Service at U.S. Airports	16
Passengers Enplaned (Millions)	17
Average Daily Departures	17
Average Load Factor	17
Average Passenger Trip Length	18
2019 Departures and Enplanements	19
Full-time Equivalent Employees	19

COMPARATIVE TRENDS IN U.S. PASSENGER AIRLINE SERVICE 20

Revenue Passenger Miles	20
Available Seat Miles	20
Average Seating Capacity	21
Average Passenger Trip Length	21
Regional Airline Partnerships	22
Enplanements & Corporate Groupings of Top 50 U.S. Regional Airlines	24
2019 Regional Aircraft Statistics At a Glance	25

FAA CERTIFICATED AIRMEN ANALYSIS 26

Airline Transport Pilot, Airplane Multi-Engine Land Pilots with Valid 1st Class Medicals by Age	27
Original Issuance ATP AMEL and R-ATP AMEL	27
Percentage of Original Issuance ATP AMEL with Restricted Privileges	27

SAFETY 28

Safety Record of U.S. Air Carriers Operating Under 14 CFR 121, Scheduled Service	28
Safety Record of U.S. Air Carriers Operating Under 14 CFR 135, Scheduled Service	29

REGIONAL AIRCRAFT STATISTICS 30

RAA Member Airline Fleet	30
Regional Airline Fleet Details by Airline	31
Regional Airline Fleet Details by Manufacturer	32

2020 RAA SCHOLARSHIP WINNERS 33

U.S. AIRPORTS & REGIONAL SERVICE 34

Top 50 U.S. Airports	36
U.S. Airports Served Exclusively by Regional Airlines	37
Top 50 U.S. Airports for Regional Departures	38-39
Shortest & Longest Regional Routes (Lower 48)	40
Regional Airline Transborder Service	40
Passenger Service in U.S. by State	41-63
States with 50% or More Air Service by Regional Airlines.	64-65

DIRECTORIES 66

RAA Airline Member Directory	68-71
Associate Member Council Directory	72
Letter from Chair of Associate Member Council	74
Associate Members Index Alphabetical	76
Associate Members Index by Category	77
Associate Members Listings	78-94

REFERENCE 96

U.S. Part 135/Part 121 Certificated Air Carriers	96-97
U.S. Airport Codes	99-102

THIS IS RAA

RAA STAFF




FAYE MALARKEY BLACK
PRESIDENT & CEO




BILL WHYTE
VICE PRESIDENT, AVIATION OPERATIONS
& TECHNICAL SERVICES



NOBUYO REINSCH
VICE PRESIDENT, AVIATION SAFETY
& SECURITY



DREW JACOBY LEMOS
SENIOR DIRECTOR, GOVERNMENT AFFAIRS



MICHELLE CRAVEZ
MANAGER OF MEMBERSHIP,
OPERATIONS AND EVENTS



SHARON SMITH-PROSPER
EXECUTIVE ASSISTANT

CONVENTION TEAM

DIANA LUNDIE
Exhibit Sales & Sponsorship

SARA HAUKAP
Convention Manager

ANNUAL REPORT PRODUCTION

CONTRAST & CO.
DESIGN AND LAYOUT

JENNIFER SUNDERMAN
Data Preparation

BOARD OF DIRECTORS



RICK LEACH
CHAIR
Trans State Holdings/GoJet Airlines



DION FLANNERY
VICE CHAIR
PSA Airlines



CHIP CHILDS
TREASURER
SkyWest, Inc.



TIM KOMBERC
SECRETARY
Empire Airlines



BRYAN BEDFORD
IMMEDIATE PAST CHAIR
Republic Airways



JOE MILLER
EXECUTIVE CMTE. AT-LARGE
Endeavor Air



LINDA MARKHAM
EXECUTIVE CMTE. AT-LARGE
Cape Air

ROBERT BINNS Air Wisconsin Airlines

JOHN SULLIVAN CommutAir

PEDRO FABREGAS Envoy Air

SUBODH KARNIK ExpressJet Airlines

MARK SLACK Grand Canyon Airlines

JOE SPRAGUE Horizon Air

COLIN COPP Jazz Aviation

JONATHAN ORNSTEIN Mesa Airlines

WILLIAM BENDOKAS New England Airlines

LYLE HOGG Piedmont Airlines

A NOTE FROM RAA'S CEO:

RAA's 2020 Annual Report offers a snapshot of regional airline service at a specific point in time. This year's report showcases data from the calendar year of 2019 against the backdrop of the prior decade. In normal times, the trend lines are largely linear, and a review of the data rarely presents an emotional journey. In Annual Reports past, we saw industry growth as the country relied on regional airlines to rebuild air service after the terrorist acts of 9/11 and later, contraction, as a shrinking pilot pipeline forced a parallel decline in air service. More recent data shows the industry moving from recovery to a position of strength. By 2019, regional airlines had operated more departures and carried more passengers than ever before. Behind the scenes, balance sheets were strong, small communities were regaining air service and regional airlines were staffing to meet the growing needs of their major airline partners.

Now, with the Coronavirus affecting every aspect of our lives and operations, viewing 2019 data is like taking a trip in a time machine to the way things were before the pandemic brutalized public health, decimated airline passenger demand, brought global traffic to a halt, and summoned a patchwork of international, state and local quarantines that curtails travel to this day. As the industry plans for uncertainty, we know the data between these pages does not reflect where we are today, any more than this present moment – with its time stamp of November 17, 2020 – reflects where we will be tomorrow.

As you read this report, you will see why the RAA is working hard to protect and strengthen our shared

future. Throughout, you will find rich photographs collected from member airlines, including those taken in 2019, before masks became a critical tool empowering safe travel. You will also see photos firmly rooted in the present, where masks illustrate just one visible element of the layered protocols airlines have put in place to keep crew and passengers safe. You will learn how the people of RAA go above and beyond to support their communities in our new "RAA Members Give Back" feature. You will see profiles of our Annual Scholarship winners and as you read their stories, you will understand why we were determined to offer these scholarships despite the loss of our usual fundraising vehicles. Similar inspiration pushes us to pursue

enactment of RAA-designed student loan legislation, so that no student interested in becoming a professional airline pilot is turned away because they cannot afford training.

Notably, this year's report reflects the footprint of air service provided by airline members who are no longer operating; our team was deeply saddened by the loss of several long-time members. The hardship of COVID-19 has profoundly affected the entire aviation supply chain and, in response, we put our values front and center by urging enactment – and now extension – of the Payroll Support Program protecting airline workers. This pass-through program kept airline employees on payroll and off unemployment while preserving much-needed air service to communities of all sizes. Unfortunately, the virus outlasted early estimates and the payroll support program expired in September. As a result, you may see among these pages, photos of employees who have since been furloughed. With an extension of the Payroll Support Program uncertain, too many of our colleagues are out of work and others are worried about their future.

If our annual report is a snapshot in time, it is also a portrait of all we are fighting to protect. Two-thirds (66%) of the nation's airports receive air service only by regional airlines. Our members are committed to serving these communities, but do not make air service determinations on their own. In light of the pandemic's influence on demand and staggering financial losses, airlines of all sizes have more workers than work. Many have been forced to make draconian workforce cuts to preserve the long-term viability of the company and its remaining employees. Some major airlines have already announced service cuts, and without intervention, we expect more. Unfortunately, when airline networks contract, smaller communities lose air service. With fewer passengers traveling, these routes are vulnerable to demand fluctuations and the pandemic has brought

the largest demand shock in airline history. While the pandemic has endured longer than anticipated, it will not be permanent. However, the lasting effects of wholesale airline industry contraction will not be easily or quickly reversed. Recalling airline workers involves a lengthy cycle of training and requalification through finite resources, like simulators; retraining bottlenecks will delay air service long after demand returns. In this way, the pandemic's temporary demand-forces may reduce or eliminate air service to small communities for years to come.

We do not know if Congress will intervene quickly enough to return airline staffing levels to a ready status, so these workers can continue serving all communities. We do know that our nation will recover and regional airlines will return to strength and even grow again. Toward that end, RAA will advocate fiercely on behalf of our members and their workforce and in support of communities who rely on regional airlines to connect them to the rest of the world. This year more than ever, we are honored to present data showcasing this vital industry and all it supports.

Please visit www.raa.org to learn more about RAA and its work to protect and strengthen regional airline connections.



Faye Malarkey Black

FAYE MALARKEY BLACK

President and CEO
Regional Airline Association

A NOTE FROM RAA'S CHAIRMAN OF THE BOARD:

Looking at the data from 2019, no one would have predicted the headwinds we would be facing in 2020. We started the year as a growing industry and regional airlines were finding new and innovative ways to meet the needs of our customers and partners. We were gaining ground on the pilot shortage while maintaining an unwavering commitment to safety. By the middle of March 2020, the Coronavirus pandemic had turned every part of aviation upside down. In my almost four decades of industry experience, I have navigated countless changes and challenges within the airline industry, but I have never before seen such a challenge so wholly outside our control as the coronavirus pandemic and its resulting harm to air travel.

That's not to say our history has been without hardship. Earlier this year, before the depth of the COVID crisis presented, our executive team made the excruciating decision to wind down one of the three airlines in the Trans States Holdings group. Given the professionalism of those employees and our own commitment to their future, we were working to transition many of those employees to sister airlines within the group when the pandemic exerted its unprecedented influence. The unfolding crisis not only accelerated the wind-down of Trans States from months to weeks, but plummeting demand and impacts to our partners forced the unexpected winddown of another airline in the group, leaving our remaining airline without the ability to absorb these aviation professionals as hoped. In addition, we have been deeply saddened by news of other airline difficulties, including other RAA members who have ceased operations or continue to face great risk, and my thoughts are with them as well. Nothing in my tenure has been more difficult than conveying these difficult realities to my valued employee groups, as I'm sure it has been

for the leaders of other carriers, and before I continue with this letter, I want to recognize their incredible dedication and contributions to their companies and our industry. In fact, it feels appropriate to recognize them in the RAA Annual Report because these and many other of our industry employees have always been active with the RAA, serving on Safety, Operations and Security Councils, guiding industry communications, supporting the Association's events and taking an active part in the regional airline community. As I have always said, an airline is made up of many peoples' lives. And now thousands of those industry lives have been heavily impacted by the effect of the Pandemic. Therefore, when RAA sets its ongoing policy objectives, it is my commitment and our aspiration, along with my fellow industry leadership, to strengthen our industry so it can welcome these professionals from my companies—and other airline professionals like them—back.

One of the most remarkable things about RAA is the community we have built together. Our industry

professionals collaborate on RAA councils and committees and, at the Board level, industry leaders set our differences aside in pursuit of the greater good. Even among competitors, there is an enduring esprit de corps. We have abiding respect for one another and the difficulties we all face; there is no joy taken in the hardship of our competitors. This sense of community includes our Associate Members who exhibit during our Annual Convention, supply our industry with vital products and services and support their airline clients through financial support for the RAA. Earlier this year, RAA's staff came to the difficult decision to postpone our Annual Convention in the interest of public health. While RAA's advocacy on behalf of regional airlines is important to their downstream supply company partners as well, many Associate Members rely on our convention for valuable business networking. As we look through this year's Associate Member directory; we see companies who stayed with the RAA through thick and thin. Their steadfast support for RAA, during a year of economic hardship and without a convention, is a testament to their unwavering support of our industry and has not gone unnoticed.

In May of this year, with the pandemic worsening and travel at a near halt, numerous Congressional leaders and the Administrators of both the FAA and the TSA met with RAA Board Members during our first-ever virtual "fly-in." While we greatly look forward to meeting in person next year, a benefit to meeting virtually was every Board member was able to meet with each lawmaker guest. Remarkably, each policymaker recognized the importance of regional airlines—both in smaller communities and nationwide. It is not by accident that Washington is starting to understand regional airlines and the role we play in US economic health; this reckoning follows from the diligence of the RAA Board and staff, who have spent years educating Congress about regional airlines' vital role in the air transportation network. This foundation proved critical this year, when the RAA team played a pivotal role in protecting regional airlines from even greater harm

from the pandemic. Within a week of the first isolated shutdowns, the team at RAA was at the forefront of COVID relief discussions, guiding legislation and reviewing multiple language changes to ensure COVID relief came in a form that regional airlines could use. After enactment of the landmark CARES Act, RAA determinedly advocated for fair implementation and regional airline access. Today, RAA is standing shoulder to shoulder with labor and mainline partners, urging renewal of the Payroll Support Program to help bring airline employees back to work and continues to guide proposals aimed at preserving small community air service. All the while, the team has fielded member questions on COVID's tremendous impact on operations, supported RAA's committees and their daily safety, security and operational focus, worked with members and regulators to ensure any COVID related operational adjustments were made safely, and kept other critical projects centered, even as resources shifted to mitigating contagion risk and reducing overhead.

During a year as dark as 2020, there are few silver linings. To find them, I believe we can look to each other, and the contributions we make as individual airlines and collaboratively through our RAA community. There are many unknowns ahead, but this industry has the entrepreneurial spirit, expertise, dedication, grit and support structure that will serve us well through our recovery and position its return to success. I expect to see the same integrity and ingenuity present within this industry—with safety as our North Star—for decades to come. My heartfelt thanks to each reader of this Annual Report for their attention and commitment to our industry and all you do to support the RAA.



A stylized, handwritten signature in black ink that reads "Rick Leach".

RICK LEACH

Chairman of the Board
Regional Airline Association

INDUSTRY STATISTICS





JACQUELIN

2019 AT A GLANCE



66%

of U.S. airports with scheduled passenger air service get their **ONLY** source of air service from regional airlines.

40%

of scheduled passenger departures were operated by U.S. regional airlines.

REGIONAL AIRLINE STATISTICS 2010-2019

	2010	2011	2012	2013	2014	2015	2016	2017	2018	2019
U.S. Regional Certificated Carriers	66	68	66	63	65	64	67	65	66	66
Departures Completed (millions)	4.69	4.59	4.46	4.34	4.11	3.87	3.81	3.68	3.86	3.81
Average Daily Departures	12,843	12,570	12,209	11,898	11,260	10,613	10,452	10,081	10,571	10,447
Average Seating Capacity	56	56	56	56	58	61	62	64	63	64
Passengers Enplaned (millions)	164.1	162.18	161.34	159.13	157.56	156.56	154.92	153.29	159.06	165.17
Average Passenger Trip Length (miles)	467	471	469	471	477	478	488	487	489	495
Average Load Factor	76.56%	76.40%	78.01%	78.33%	79.94%	80.55%	79.56%	78.78%	79.37%	79.88%
Fleet Flying Hours (thousands)	5,048	5,021	4,853	4,782	4,522	4,302	4,255	4,137	4,346	4,389
Revenue Passenger Miles (billions)	76.62	76.24	75.60	74.94	75.11	74.75	75.46	74.49	77.80	81.70
Available Seat Miles (billions)	100.07	99.78	96.90	95.67	93.95	92.80	94.84	94.55	98.02	102.27

Source: Analysis of Bureau of Transportation Statistics, Air Carrier Statistics Form 41 Traffic: T-100 Segment (U.S. Carriers Only)

RAA MEMBERS GIVE BACK

SkyWest Making the Skies Friendlier For Everyone

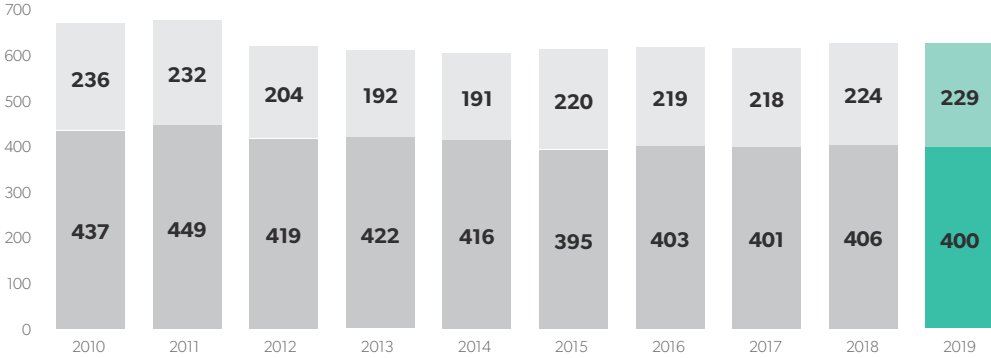
To create a better flying experience for all, SkyWest marked its fourth year teaming up with The Arc for its Wings for Autism/Wings for All initiative. These events offer airport “rehearsals” specifically designed to alleviate the stress that children with autism or intellectual/developmental disabilities, and their families, experience when flying. The company’s long-time partnership with The Arc and Wings for Autism is just one of the many ways SkyWest provides support for those with disabilities. In addition, SkyWest honors many of its employee’s individual volunteer efforts through their blog, such as Brady Hlebain, a first officer based in FAT, and Joseph Rosamond, a member of SkyWest’s pilot cadet program, who are part of the California National Guard and recently flew a CH-47 Chinook helicopter that helped rescue more than 200 people trapped near Mammoth Lakes California due to forest fires.



TRAFFIC, CAPACITY, & OPERATIONS

AIRPORTS WITH REGIONAL SERVICE

■ Lower 48 ■ AK & HI

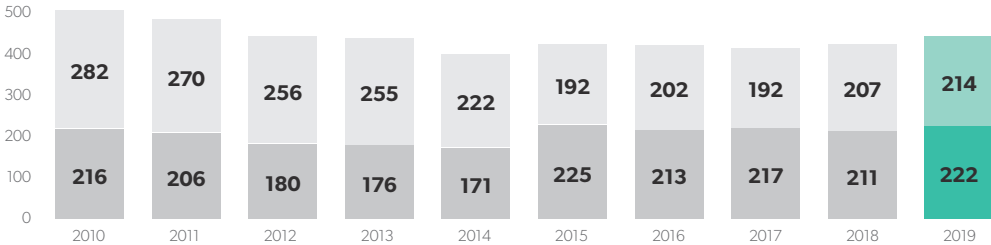


629

U.S. Airports with Regional Service in 2019

Source: Years 2010–2018 reflect values reported in previous annual reports; 2019 data retrieved from OAG Schedules Analyser.

AIRPORTS WITH ONLY REGIONAL SERVICE



436

U.S. Airports with **ONLY** Regional Service in 2019

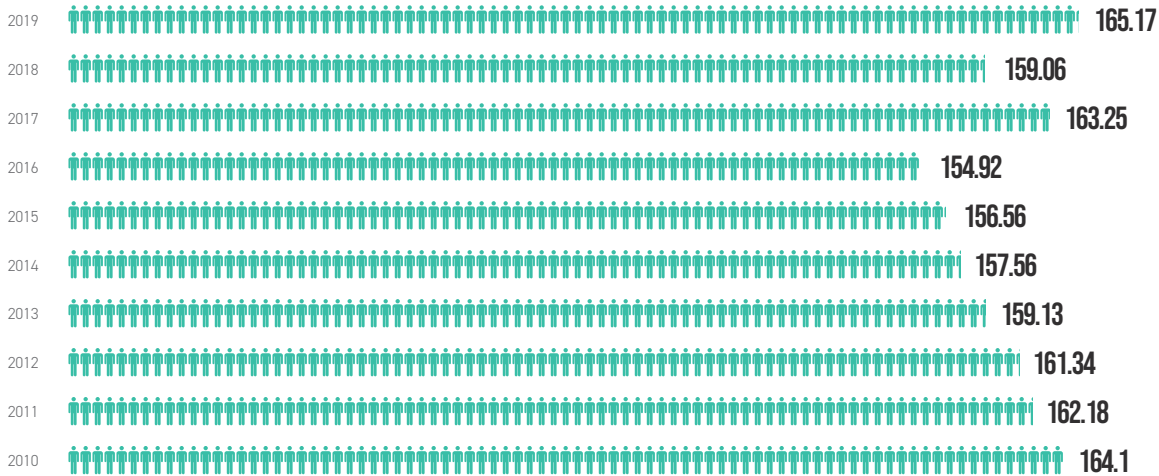
SERVICE AT U.S. AIRPORTS



Major airlines directly serve only **37%** of the nation's airports receiving scheduled passenger service

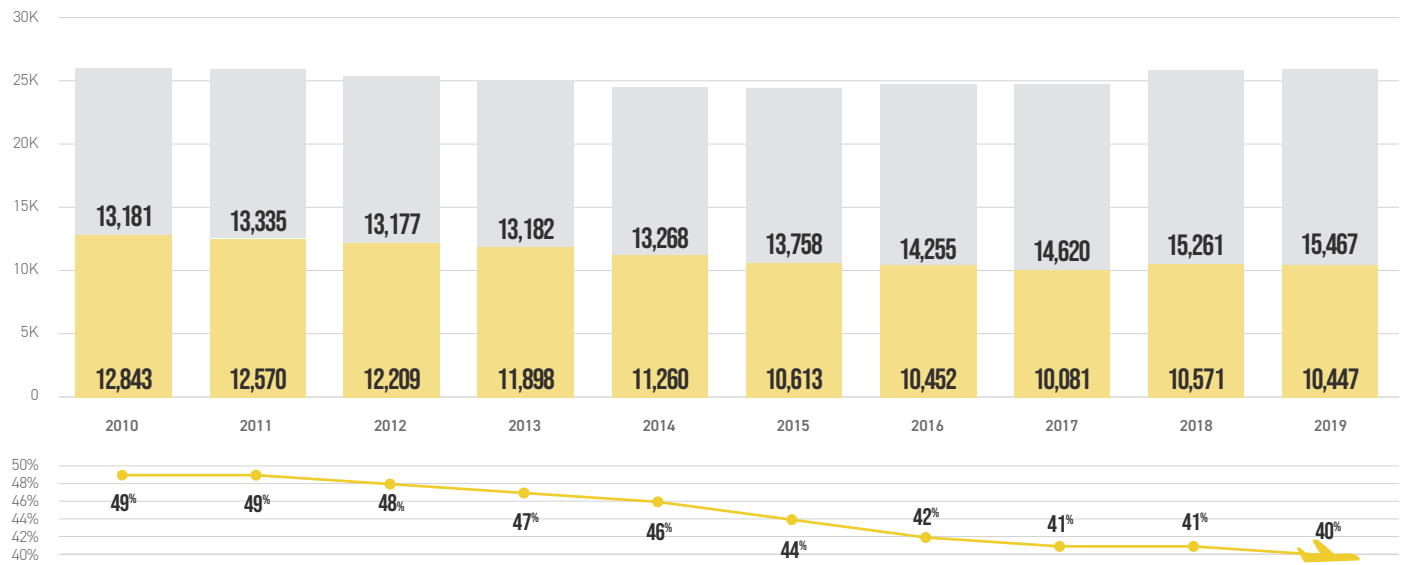
Regional airlines serve **95%** of the nation's airports receiving scheduled passenger service

PASSENGERS ENPLANED (MILLIONS)



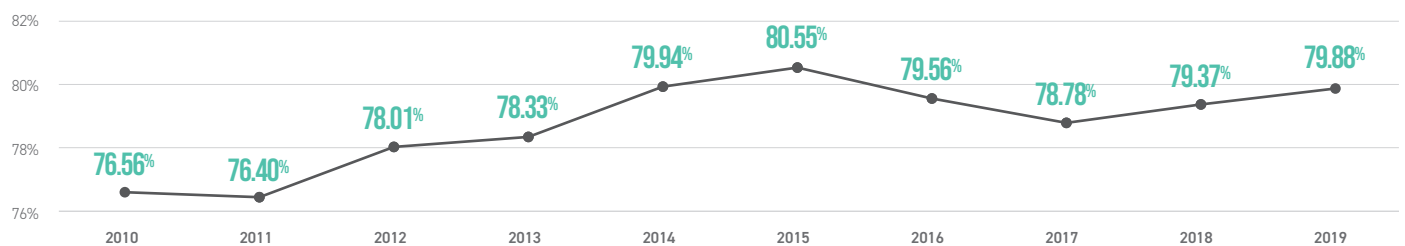
AVERAGE DAILY DEPARTURES

■ Regional ■ Other



Source: Analysis of Bureau of Transportation Statistics, Air Carrier Statistics Form 41 Traffic: T-100 Segment (U.S. Carriers Only)

AVERAGE LOAD FACTOR



AVERAGE PASSENGER TRIP LENGTH




263

2019 DEPARTURES & ENPLANEMENTS

- RAA Regional Airlines
- Non-RAA Regional Airlines
- Non-Regional Airlines

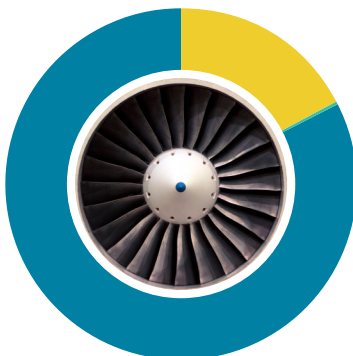
Regional Enplanements

■ 98.5% ■ 1.5%



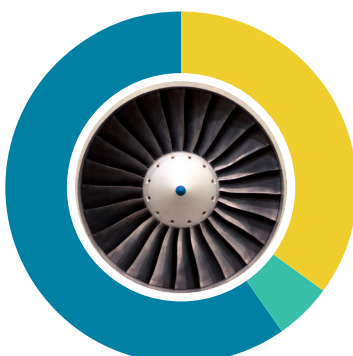
Industry Enplanements

■ 17.4% ■ 0.3% ■ 82.3%



Industry Departures

■ 35.05% ■ 5.25% ■ 59.70%



FULL-TIME EQUIVALENT EMPLOYEES* — REGIONAL AIRLINES

August 2015 - April 2020*

59,142

Full-time equivalent employees are employed by the 10 highest-employing U.S. regional airlines

Rank	Carrier	2016	2017	2018	2019	2020	2016 - 2020	2019 - 2020
1	SkyWest	10,496	11,081	13,352	14,839	17,597	+67.7%	+18.6%
2	Envoy	10,665	11,361	12,821	13,908	14,575	+36.7%	+4.8%
3	Republic and Shuttle America Combined [#]	5,218	5,449	5,622	6,013	6,182	+18.5%	+2.8%
4	Endeavor	3,432	3,882	4,406	4,493	4,485	+30.7%	-0.2%
5	PSA	2,573	2,904	3,675	4,185	4,304	+67.3%	+2.8%
6	Horizon	3,254	3,300	3,573	3,666	3,833	+17.8%	+4.6%
7	Mesa	2,923	3,112	3,272	3,614	3,347	+14.5%	-7.4%
8	ExpressJet	6,959	5,814	3,877	2,670	2,994	-57.0%	+12.1%
9	Compass	1,767	1,844	1,711	1,716	917	-48.1%	-46.6%
10	GoJet	1,306	1,353	1,256	1,268	908	-30.5%	-28.4%
11	Air Wisconsin ^{##}	1,781	1,338	-	-	-	-	-
	Total	50,374	51,438	53,565	56,372	59,142	+17.4%	+4.9%

Source: Bureau of Transportation Statistics

* Full-time Equivalent Employee (FTE) calculations count two part-time employees as one full-time employee.

Effective the end of December 2016, Republic and Shuttle America combined operations and Shuttle America ceased operating.

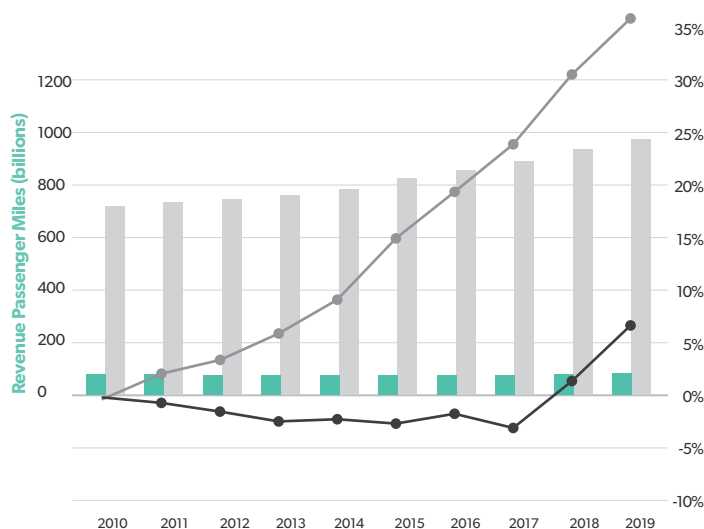
Effective the end of 2017, Air Wisconsin was no longer required to report monthly employment numbers.

N/A: Carriers did not meet the standard for filing, was no longer operating, merged with another operating carrier or failed to file. See previous notes.

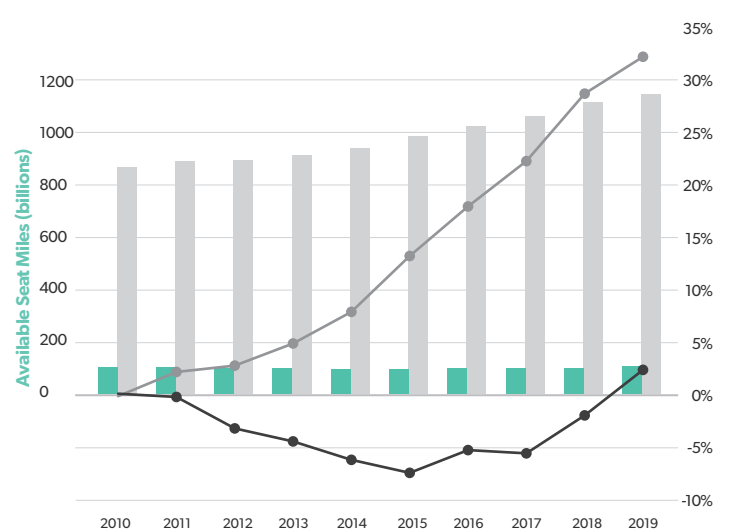


COMPARATIVE TRENDS IN U.S. PASSENGER AIRLINE SERVICE

REVENUE PASSENGER MILES (RPMS) - BILLIONS



AVAILABLE SEAT MILES (ASMS) - BILLIONS

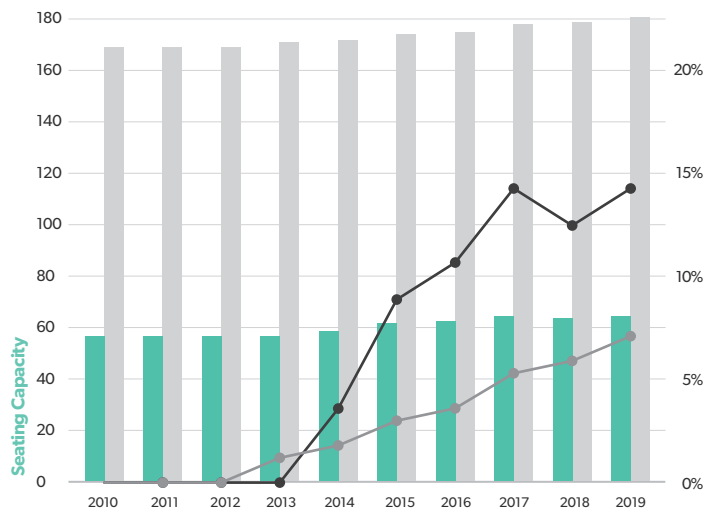


Source: Analysis of Bureau of Transportation Statistics, Air Carrier Statistics Form 41 Traffic: T-100 Segment (U.S. Carriers Only)

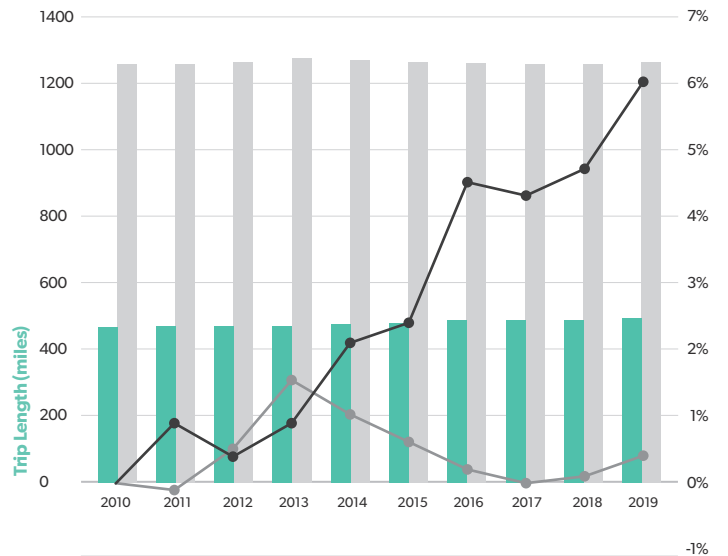


■ Regional Airlines
 ■ Non-Regional Airlines
 ● % Change Regional Airlines vs. 2010
 ● % Change Non-Regional Airlines vs. 2010

AVERAGE SEATING CAPACITY



AVERAGE PASSENGER TRIP LENGTH



REGIONAL AIRLINE PARTNERSHIPS


Wholly owned subsidiaries of major airlines show in *italics*.
Based on June 2020 schedules.

Marketing Carrier	Regional Brand	Operating Carrier
Air Canada (AC)  AIR CANADA	Air Canada Express	Exploits Valley Air Services (8K) Jazz Aviation LP (QK) Sky Regional (RS)
Alaska Air Group (AS) 	Alaska Airlines	<i>Horizon Air (QX)</i> SkyWest Airlines (OO)
American Airlines (AA) 	American Eagle	<i>Envoy Air (MQ)</i> Mesa Airlines (YV) <i>Piedmont Airlines (PT)</i> <i>PSA Airlines (JIA)</i> Republic Airways (YX) SkyWest Airlines (OO)
Delta Air Lines (DL) 	Delta Connection	<i>Endeavor Air (9E)</i> Republic Airways (YX) SkyWest Airlines (OO)
United Airlines (UA) 	United Express	Air Wisconsin (ZW) CommutAir (C5) ExpressJet Airlines, Inc. (EV) GoJet Airlines (G7) Mesa Airlines (YV) Republic Airways (YX) SkyWest Airlines (OO)

RAA MEMBERS GIVE BACK

PSA Celebrates Volunteer Month

April is National Volunteer Month, and each year PSA Airlines encourages their team members to give back to their community and log their volunteer hours. PSA then honors their employees who have logged the most hours on their website. With employees volunteering for their local Fire Departments, working at food pantries at their local churches, volunteering at United Service Organization (USO) lounges and with veteran groups, and fostering service animals in training, the PSA family believes strongly in giving back to their communities.





ENPLANEMENTS & CORPORATE GROUPINGS OF TOP 50 U.S. REGIONAL AIRLINES (ENPLANEMENTS)

RAA Member Airlines shown in **bold**.

2019 Individual Carrier Rank	2019 Carrier Group Rank	Carrier	2019 Marketing Codes	2019 Passengers Enplaned	Percent of Total	2019 Enplaned Group Total
1		SkyWest Airlines Inc.	AA/AS/DL/UA	42,461,185	25.71%	
	1	American Airlines Group			21.33%	35,236,128
4		PSA Airlines Inc.	AA	15,121,805	9.16%	
5		Envoy Air	AA	15,077,357	9.13%	
10		Piedmont Airlines	AA	5,036,966	3.05%	
2	2	Republic Airline	AA/DL/UA	18,878,919	11.43%	
3	3	Endeavor Air Inc.	DL	15,147,714	9.17%	
6	4	Mesa Airlines Inc.	AA/UA	15,061,532	9.12%	
	5	Trans States Holdings			8.48%	14,011,075
8		Compass Airlines	AA/DL	6,348,964	3.84%	
11		GoJet Airlines LLC	DL/UA	4,611,547	2.79%	
13		Trans States Airlines	UA	3,050,564	1.85%	
7	6	Horizon Air	AS	7,847,897	4.75%	
9	7	ExpressJet Airlines Inc.	AA/UA	6,045,545	3.66%	
12	8	Air Wisconsin Airlines Corp	UA	4,106,349	2.49%	
14	9	Commotair Aka Champlain Enterprises, Inc.	UA	2,366,219	1.43%	
	10	Ravn Air Group			0.47%	770,400
17		Corvus Airlines, Inc		380,469	0.23%	
18		Hageland Aviation Service		233,656	0.14%	
23		Peninsula Airways Inc.	AS	156,275	0.09%	
15	11	Silver Airways		577,539	0.35%	
16	12	Cape Air		481,030	0.29%	
19	13	Seaborne Virgin Islands, Inc.		232,583	0.14%	
20	14	Empire Airlines Inc.		199,996	0.12%	
21	15	CFM Inc d/b/a Contour Airlines d/b/a One Jet Shuttle		185,792	0.11%	
22	16	Boutique Air		185,765	0.11%	
24	17	Grant Aviation		147,493	0.09%	
25	18	Mokulele Flight Services, Inc.		118,435	0.07%	
26	19	Sun Air Express LLC dba Sun Air International		99,217	0.06%	
27	20	Bering Air Inc.		98,283	0.06%	
28	21	Star Marianas Air Inc.		97,592	0.06%	
29	22	Vieques Air Link Inc.		76,442	0.05%	
30	23	Kalinin Aviation LLC d/b/a Alaska Seaplanes		76,318	0.05%	
31	24	Wright Air Service		73,911	0.04%	
32	25	Multi-Aero, Inc. d/b/a Air Choice One		71,532	0.04%	

Source: Analysis of Bureau of Transportation Statistics, Air Carrier Statistics Form 41 Traffic: T-100 Segment (U.S. Carriers Only)

2019 Individual Carrier Rank	2019 Carrier Group Rank	Carrier	2019 Marketing Codes	2019 Passengers Enplaned	Percent of Total	2019 Enplaned Group Total
33	26	Kenmore Air Harbor		68,174	0.04%	
34	27	Key Lime Air Corporation		54,455	0.03%	
35	28	New England Airlines Inc.		35,105	0.02%	
36	29	Paklook Air, Inc d/b/a/ Airlift Alaska d/b/a/ Yute Commuter Service		30,442	0.02%	
37	30	ADVANCED AIR, LLC		27,049	0.02%	
38	31	Tradewind Aviation		26,548	0.02%	
39	32	Elite Airways LLC		26,057	0.02%	
40	33	City Wings Inc dba Seafight		23,693	0.01%	
41	34	Scott Air LLC dba Island Air Express		21,561	0.01%	
42	35	Rectrix Aviation, Inc.		18,595	0.01%	
43	36	Smokey Bay Air Inc.		17,541	0.01%	
44	37	Air Sunshine Inc.		15,644	0.01%	
45	38	Nealco Air Charter Services, Inc. d/b/a Watermakers Air		14,028	0.01%	
46	39	Air Charter, Inc d/b/a Air Flamenco		13,560	0.01%	
47	40	Island Air Service		13,194	0.01%	
48	41	Katmai Air		12,799	0.01%	
49	42	Venture Travel LLC d/b/a Taquan Air Service		11,603	0.01%	
50	43	Iliamna Air Taxi		10,724	0.01%	
Total Enplanements - Top 50 U.S. Regional Airlines				165,095,663	99.96%	
Total Enplanements - All 66 U.S. Regional Airlines				165,165,513	100.00%	

2019 REGIONAL AIRCRAFT STATISTICS AT A GLANCE

Source: RAA Analysis of Bureau of Transportation Statistics, Air Carrier Statistics Form 41 Traffic: T-100 Segment (U.S. Carriers Only)



1,972

Total RAA member operated aircraft.



10,447

Average Daily Departures.



64

Average seating capacity aboard regional aircraft compared to 56 ten years ago.



+14%

Increase in seating capacity from 2010 to 2019.



FAA CERTIFICATED AIRMEN ANALYSIS



Federal regulations **require**
Part 121 Commercial airline
pilots to retire at age

65



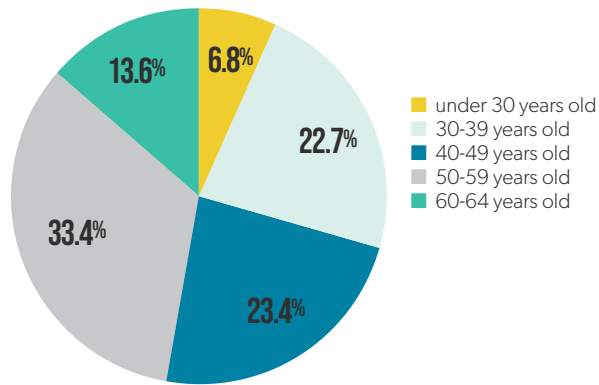
Nearly

50%

of today's pilot workforce
must retire within 15 years.

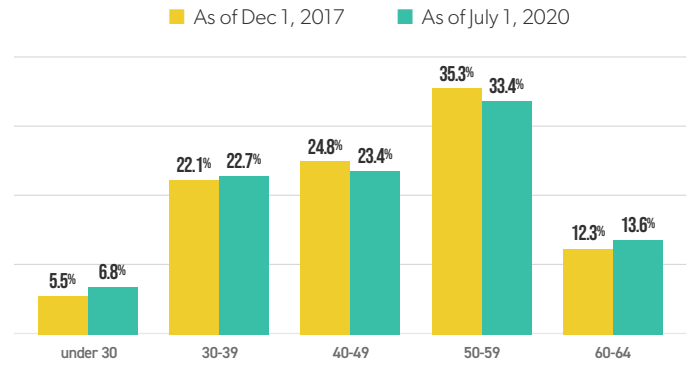
**Nearly 15% must retire
within five years.**

AIRLINE TRANSPORT PILOT, AIRPLANE MULTI-ENGINE LAND PILOTS WITH VALID 1ST CLASS MEDICALS BY AGE



Nearly **HALF** of today's Part 121 qualified pilot workforce face federally-mandated Age 65 retirement within fifteen years.

Source: Airmen Certification Branch, Federal Aviation Administration

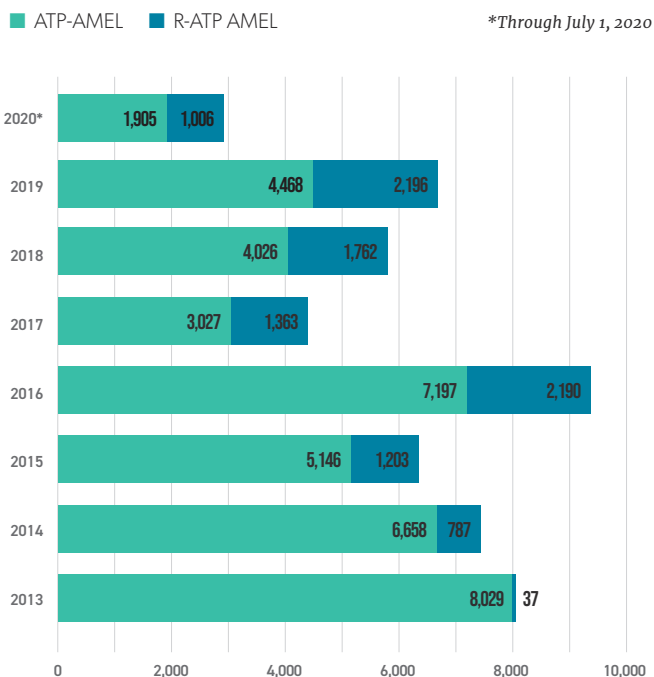


An uptick in pilots under the age of 30 shows more pilots entering the pipeline; a larger increase in pilots age 60 and older shows new pilots are not keeping pace with retirements.

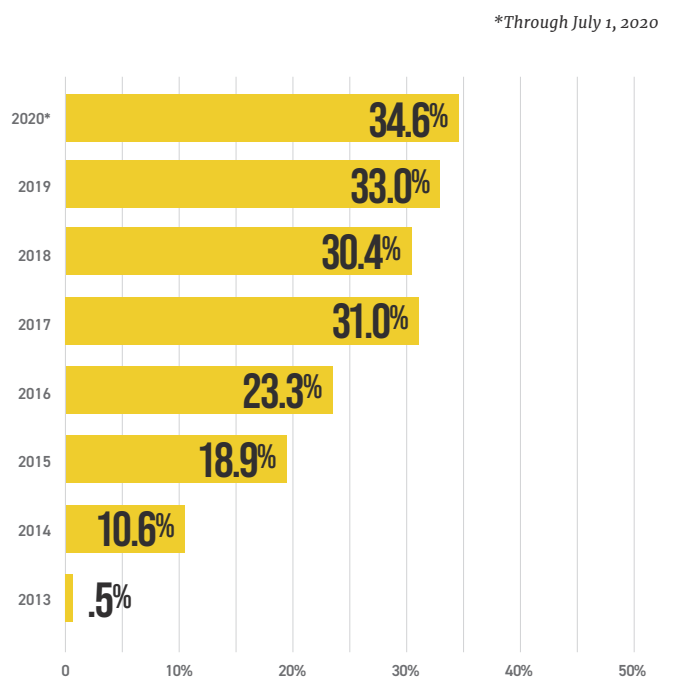
DEMAND FOR STRUCTURED TRAINING PATHWAYS STEADILY INCREASING

Through July 1, 2020, the percentage of original issuance ATP AMEL certificates has steadily increased. More than one third of the ATP AMEL certificates issued to date in 2020 were issued with restricted privileges (R-ATP).

ORIGINAL ISSUANCE ATP AMEL AND R-ATP AMEL



PERCENTAGE OF ORIGINAL ISSUANCE ATP AMEL WITH RESTRICTED PRIVILEGES



SAFETY

SAFETY RECORD OF U.S. AIR CARRIERS 2000-2019

U.S. Air Carriers Operating Under 14 CFR 121, Scheduled Service (Airlines)

Year	Accidents		Fatalities		Flight Activity ^a			Accidents per 100,000 Flight Hours		Accidents per 1,000,000 Flight Miles		Accidents per 100,000 Departures	
	All	Fatal	Total	Aboard	Flight Hours	Flight Miles	Departures	All	Fatal	All	Fatal	All	Fatal
2000	49	2	89	89	17,478,519	7,152,260,000	11,053,826	0.280	0.011	0.0069	0.0003	0.443	0.018
2001 ^b	41	6	531	525	17,157,858	6,994,939,000	10,632,880	0.216	0.012	0.0053	0.0003	0.348	0.019
2002	34	0	0	0	16,718,781	6,927,954,000	10,276,107	0.203	0	0.0049	0	0.331	0
2003	51	2	22	21	16,887,756	7,015,935,000	10,227,924	0.302	0.012	0.0073	0.0003	0.499	0.020
2004	23	1	13	13	18,184,016	7,604,248,000	10,782,989	0.126	0.005	0.0030	0.0001	0.213	0.009
2005	34	3	22	20	18,712,191	7,843,717,000	10,910,460	0.182	0.016	0.0043	0.0004	0.312	0.027
2006	26	2	50	49	18,647,896	7,851,864,000	10,627,481	0.139	0.011	0.0033	0.0003	0.245	0.019
2007	26	0	0	0	19,014,677	8,024,313,000	10,734,170	0.137	0	0.0032	0	0.242	0
2008	19	0	0	0	18,580,166	7,813,371,000	10,282,575	0.102	0	0.0024	0	0.185	0
2009	26	1	50	49	17,182,970	7,248,702,000	9,564,891	0.151	0.006	0.0036	0.0001	0.272	0.010
2010	28	0	0	0	17,235,121	7,352,374,000	9,467,282	0.162	0	0.0038	0	0.296	0
2011	29	0	0	0	17,464,623	7,473,520,000	9,419,064	0.166	0	0.0039	0	0.308	0
2012	23	0	0	0	17,271,783	7,443,532,000	9,241,935	0.133	0	0.0031	0	0.249	0
2013	18	0	0	0	17,387,656	7,484,920,149	9,268,061	0.104	0	0.0024	0	0.194	0
2014	29	0	0	0	17,354,308	7,507,487,935	9,049,491	0.167	0	0.0039	0	0.320	0
2015	27	0	0	0	17,519,142	7,628,941,477	8,975,795	0.154	0	0.0035	0	0.301	0
2016	26	0	0	0	17,866,607	7,813,090,948	9,107,454	0.146	0	0.0033	0	0.285	0
2017	30	0	0	0	18,098,154	7,923,668,749	9,124,174	0.166	0	0.0038	0	0.329	0
2018	28	1	1	1	18,731,201	8,207,258,040	9,353,813	0.149	0.005	0.0034	0.0001	0.299	0.011
2019 ^c	36	1	1	1	19,180,620	8,408,765,893	9,575,934	0.188	0.005	0.0043	0.0001	0.376	0.010

Notes

^a Flight hours, miles, and departures are compiled by the Federal Aviation Administration.

^b An intentional act was responsible for an occurrence in this category during this year. These acts, such as suicide, sabotage, and terrorism, are included in the totals for accidents and fatalities but are excluded for the purpose of accident rate computation. Table 12 contains a list of intentional act occurrences involving US air carriers for the period covered by this table. Only the number of people that died on board each airplane used during the September 11, 2001, terrorist acts is provided in this table; the resulting ground fatalities are not reflected.

^c 2019 data are preliminary.

SAFETY RECORD OF U.S. AIR CARRIERS (CONT.) 2000-2019

USAirCarriersOperatingUnder14CFR135,CommuterOperations^{ab}

Year	Accidents		Fatalities		Flight Activity ^c			Accidents per 100,000 Flight Hours		Accidents per 1,000,000 Flight Miles		Accidents per 100,000 Departures	
	All	Fatal	Total	Aboard	Flight Hours	Flight Miles	Departures	All	Fatal	All	Fatal	All	Fatal
2000	12	1	5	5	369,535	44,943,000	603,659	3.247	0.271	0.2670	0.0223	1.988	0.166
2001	7	2	13	13	300,432	43,099,000	558,052	2.330	0.666	0.1624	0.0464	1.254	0.358
2002	7	0	0	0	273,559	41,633,000	513,452	2.559	0	0.1681	0	1.363	0
2003	2	1	2	2	319,206	47,404,000	572,260	0.627	0.313	0.0422	0.0211	0.349	0.175
2004	4	0	0	0	302,218	46,809,000	538,077	1.324	0	0.0855	0	0.743	0
2005	6	0	0	0	299,775	45,721,000	527,267	2.002	0	0.1312	0	1.138	0
2006	3	1	2	2	301,495	46,503,000	568,464	0.995	0.332	0.0645	0.0215	0.528	0.176
2007	3	0	0	0	291,701	46,049,000	592,577	1.028	0	0.0651	0	0.506	0
2008	7	0	0	0	296,939	46,758,000	588,955	2.357	0	0.1497	0	1.189	0
2009	2	0	0	0	309,545	45,335,000	589,182	0.646	0	0.0441	0	0.339	0
2010	6	0	0	0	314,648	48,001,000	605,342	1.907	0	0.1250	0	0.991	0
2011	4	0	0	0	325,632	48,728,000	607,898	1.228	0	0.0821	0	0.658	0
2012	3	0	0	0	322,416	50,313,000	602,014	0.930	0	0.0596	0	0.498	0
2013	6	2	5	5	325,154	52,478,833	577,447	1.845	0.615	0.1143	0.0381	1.039	0.346
2014	3	0	0	0	335,015	48,600,093	624,391	0.895	0	0.0617	0	0.480	0
2015	4	1	1	1	359,866	53,808,827	632,309	1.112	0.278	0.0743	0.0186	0.633	0.158
2016	9	2	8	6	376,854	60,231,973	635,787	2.388	0.531	0.1494	0.0332	1.416	0.315
2017	6	0	0	0	392,146	68,094,230	624,790	1.530	0	0.0881	0	0.960	0
2018	2	0	0	0	421,319	70,816,907	644,583	0.475	0	0.0282	0	0.310	0
2019 ^d	9	1	2	2	415,162	67,846,817	632,793	2.168	0.241	0.1327	0.0147	1.422	0.158

Notes:

^a US air carriers operating under 14 CFR Part 135 were previously referred to as Scheduled and Nonscheduled Services. Current tables now refer to these same air carriers as Commuter Operations and On-Demand Operations, respectively, in order to be consistent with definitions in 14 CFR 119.3 and terminology used in 14 CFR 135.1. On-Demand Part 135 operations encompass charters, air taxis, air tours, or medical services (when a patient is on board).

^b Based on a February 2002 FAA legal interpretation provided to

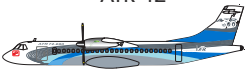




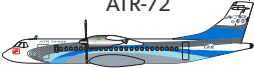















the NTSB, any 14 CFR 135 operation conducted with no revenue passengers aboard will be considered an on-demand flight operation. This interpretation will be applied to accidents beginning with the year 2002. It has not been retroactively applied to 36 accidents, nine of them fatal, that occurred during the period 1983 - 2001.

^c Flight hours, miles, and departures are compiled by the Federal Aviation Administration.

^d 2019 data are preliminary.

U.S. REGIONAL AIRCRAFT FLEET

RAA MEMBER AIRLINE FLEET

ATR	Bombardier	Britten-Norman	Embraer	Piper
<p>ATR-42</p> 	<p>CL-600-2B19 aka "CRJ-200"</p> 	<p>BN-2 aka "Islander"</p> 	<p>ERJ-170/175 aka "E170/E175"</p> 	<p>PA-28 aka "Cherokee"</p> 
<p>ATR-72</p> 	<p>CL-600-2C10 aka "CRJ-700"</p> 		<p>EMB-120 aka "Brasilia"</p> 	<p>PA-31 aka "Navajo"</p> 
	<p>CL-600-2D24 aka "CRJ-900"</p> 		<p>EMB-135 aka "ERJ-135"</p> 	
Beechcraft	<p>DHC-6-300 aka "Twin Otter"</p> 	Cessna	<p>EMB-145 aka "ERJ-145"</p> 	Saab
<p>BE-1900-C/D aka "Beechcraft 1900"</p> 	<p>DHC-8-100/200/300 aka "Dash 8"</p> 	<p>CE-402</p> 		<p>Saab 340</p> 
	<p>DHC-8-402 aka "Q400"</p> 	<p>CE-208 aka "Caravan"</p> 		
		<p>CE-207 aka "Skywagon"</p> 		Tecnam
				<p>Tecnam P2012 Traveller</p> 

REGIONAL AIRLINE FLEET DETAILS (FIXED WING) – SORTED BY AIRLINE

Top 50 U.S. Airlines as of 2019 (Departures)

*Fleet data current as of July 2020
RAA Member Airlines shown in **bold**.

Operator	Aircraft Fleet	Total
SkyWest	CL-600-2B19 (153), ERJ-170-200LR (127), CL-600-2C10 (86), ERJ-170-200LL (62), CL-600-2D24 (43)	471
Republic Airways	ERJ-170-200LR (159), ERJ-170-100SE (40), ERJ-170-100SU (14), ERJ-170-100LR (8)	221
Envoy Air	ERJ-170-200LR (69), EMB-145-LR (58), EMB-135-KL (51)	178
Endeavor Air	CL-600-2D24 (119), CL-600-2B19 (42), CL-600-2C10 (14)	175
Mesa Airlines	CL-600-2D24 (64), ERJ-170-200LR (60), CL-600-2C10 (20), CL-600-2B19 (1)	145
ExpressJet	EMB-145-LR (68), EMB-145-XR (63)	131
PSA	CL-600-2D24 (69), CL-600-2C10 (61)	130
Cape Air	CE-402-C (88), P2012 Traveller (12), BN-2-B20 (4)	104
Air Wisconsin	CL-600-2B19 (65)	65
Horizon	DHC-8-402 (34), ERJ-170-200LR (30)	64
Empire Airlines	CE-208-B (38), ATR-42-500 (13), ATR-72-212 (9), ATR-72-201 (1)	61
Hageland	CE-208-B (23), CE-207-A (18), PA-31-350 (8), BE-1900-C (8)	57
Piedmont Airlines	EMB-145-LR (55)	55
Trans States Airlines	EMB-145-XR (38), EMB-145-LR (8)	46
CommutAir	EMB-145-XR (38)	38
GoJet	CL-600-2C11 (31), CL-600-2D24 (7)	38
Key Lime Air Corporation	SA-227 (17), SA-226-TC (8), DO-328-300 (7), EMB-145-LR (2), LR-24-B (1), EMB-120-ER (1)	36
Boutique Air	PC-12-47 (27), BE-300-B300C (5), PC-12-45 (2)	34
Southern Airways Express / Sun Air Express LLC dba Sun Air International	CE-208-B (19), CE-208-208 (5), PA-31-350 (2)	26
Grant Aviation	CE-208-B (12), CE-207-A (7), PA-31-350 (4), BE-200-200 (2)	25
Silver Airways	SF-340-340B (15), ATR-42-500 (7), ATR-72-212A (3)	25
Tradewind Aviation	PC-12-45 (11), PC-12-47 (7), CE-525-525B (3)	21
Advanced Air, LLC	PC-12-47E (9), BE-300-B300 (8), LR-45-45 (2), DO-328-300 (2)	21
Kenmore Air Harbor	PC-12-12 (9), DHC-2-MKI (7), DHC-2-MKII (3), CE-180-K (2)	21
Bering Air Inc.	CE-208-B (11), BE-200-200 (4), PA-31-350 (4), BE-1900-D (2)	21
Compass	ERJ-170-200LR (20)	20
Wright Air Service, Inc.	CE-208-B (12), PA-31-350 (3), CE-206-U206F/G (2), BE-36-A36 (1)	18
Elite Airways	CL-600-2B19 (9), CL-600-2C10 (5)	14
Star Marianas Air	PA-32-300 (9), PA-31-350 (5)	14
Alaska Seaplane	CE-208-B (5), DHC-2-MKI (3), CE-207-A (2), CE-206-U206F/G (2), CE-208-A (1)	13
Taquan Air	DHC-2-MKI (9), DHC-3-3 (3)	12
Paklook Air dba Yute Air	PA-32-300 (5), CE-207-207 (5), CE-172-M (2)	12
Multi-Aero Inc.	CE-208-B (11), BE-1900-1900 (1)	12
Mokulele Flight Service	CE-208-B (11)	11
Air Charter, Inc d/b/a Air Flamenco	BN-2 (8), SD-3-60 (3)	11
Corvus	DHC-8-106 (9), DHC-8-103 (1)	10
Iliamna Air Taxi, Inc.	PC-12-45 (3), CE-207-A (2), DHC-2-MKI (2), BE-36-A36 (1), BE-58-58 (1), CE-207-207 (1)	10
Island Air Service	PA-32-260 (3), DHC-2-MKI (3), CE-208-208 (1), CE-185-B (1), PA-32-300 (1), BN-2-A26 (1)	10
Vieques Air Link, Inc.	BN-2-B26 (3), CE-402-C (2), BN-2-A26 (2), BN-2AMK3-2 (1), BN-2-A9 (1)	9
Smokey Bay Air Inc.	CE-206-U206F/G (7), CE-207-T207 (1), CE-207-A (1)	9
Seaborne Airlines	SF-340-340B (5), DHC-6-300 (2)	7
New England Airlines	PA-32-300 (3), BN-2-A26 (2), BN-2-A (1), PA-28-181 (1)	7
Katmai Air	CE-206-U206F/G (2), PC-12-45 (2), DHC-2-MKI (2), DHC-3-3 (1)	7
Scott Air LLC dba Island Air Express	CE-208-208 (2), CE-208-B (2), CE-206-U206F/G (1), PC-12-45 (1)	6
PenAir	SAAB-2000-2000 (6)	6
CFM Inc d/b/a Contour Airlines d/b/a One Jet Shuttle	EMB-135-LR (5)	5
Air Sunshine, Inc.	CE-402-C (3), BE-1900-C (2)	5
Nealco Air Charter Services, Inc. d/b/a Watermakers Air	CE-208-B (4)	4
City Wings Inc dba Seafight	CE-208-B (2)	2
Charter Air Transport dba Via Airlines	EMB-145-EP (1)	1
Total		2,444

REGIONAL AIRLINE FLEET DETAILS (FIXED WING)—SORTED BY MANUFACTURER

Top 50 U.S. Airlines as of 2019 (Departures)

*Fleet data current as of July 2020
RAA Member Airlines shown in **bold**.

Carrier	Aircraft Fleet	Airlines & Qty.	Total
Embraer (977)	ERJ-170-200LR	Republic Airways (159), SkyWest (127), Envoy Air (69), Mesa Airlines (60), Horizon (30), Compass (20)	465
	EMB-145-LR	ExpressJet (68), Envoy Air (58), Piedmont Airlines (55), Trans States Airlines (8), Key Lime Air Corporation (2)	191
	EMB-145-XR	ExpressJet (63), Trans States Airlines (38), CommutAir (38)	139
	ERJ-170-200LL	SkyWest (62)	62
	EMB-135-KL	Envoy Air (51)	51
	ERJ-170-100SE	Republic Airways (40)	40
	ERJ-170-100SU	Republic Airways (14)	14
	ERJ-170-100LR	Republic Airways (8)	8
	EMB-135-LR	CFM Inc d/b/a Contour Airlines d/b/a One Jet Shuttle (5)	5
	EMB-120-ER	Key Lime Air Corporation (1)	1
EMB-145-EP	Charter Air Transport dba Via Airlines (1)	1	
Bombardier / de Havilland (868)	CL-600-2D24	Endeavor Air (119), PSA (69), Mesa Airlines (64), SkyWest (43), Gojet (7)	302
	CL-600-2B19	SkyWest (153), Air Wisconsin (65), Endeavor Air (42), Elite Airways (9), Mesa Airlines (1)	270
	CL-600-2C10	SkyWest (86), PSA (61), Mesa Airlines (20), Endeavor Air (14), Elite Airways (5)	186
	DHC-8-402	Horizon (34)	34
	CL-600-2C11	Gojet (31)	31
	DHC-2-MKI	Taquan Air (9), Kenmore Air Harbor (7), Alaska Seaplane (3), Island Air Service (3), Katmai Air (2), Iliamna Air Taxi, Inc. (2)	26
	DHC-8-106	Corvus (9)	9
	DHC-3-3	Taquan Air (3), Katmai Air (1)	4
	DHC-2-MKII	Kenmore Air Harbor (3)	3
	DHC-6-300	Seaborne Airlines (2)	2
DHC-8-103	Corvus (1)	1	
Cessna (311)	CE-208-B	Empire Airlines (38) , Hageland (23), Southern Airways Express / Sun Air Express LLC dba Sun Air International (19), Wright Air Service, Inc. (12), Grant Aviation (12), Multi-Aero Inc. (11), Mokulele Flight Service (11), Bering Air Inc. (11), Alaska Seaplane (5), Nealco Air Charter Services, Inc. d/b/a Watermakers Air (4), Scott Air LLC dba Island Air Express (2)	150
	CE-402-C	Cape Air (88) , Air Sunshine, Inc. (3), Vieques Air Link, Inc. (2)	93
	CE-207-A	Hageland (18), Grant Aviation (7), Iliamna Air Taxi, Inc. (2), Alaska Seaplane (2), Smokey Bay Air Inc. (1)	30
	CE-206-U206F/G	Smokey Bay Air Inc. (7), Alaska Seaplane (2), Katmai Air (2), Wright Air Service, Inc. (2), Scott Air LLC dba Island Air Express (1)	14
	CE-208-208	Southern Airways Express / Sun Air Express LLC dba Sun Air International (5), Scott Air LLC dba Island Air Express (2), Island Air Service (1)	8
	CE-207-207	Paklook Air dba Yute Air (5), Iliamna Air Taxi, Inc. (1)	6
	CE-525-525B	Tradewind Aviation (3)	3
	CE-172-M	Paklook Air dba Yute Air (2)	2
	CE-180-K	Kenmore Air Harbor (2)	2
	CE-185-B	Island Air Service (1)	1
CE-207-T207	Smokey Bay Air Inc. (1)	1	
CE-208-A	Alaska Seaplane (1)	1	

Carrier	Aircraft Fleet	Airlines & Qty.	Total
Pilatus (71)	PC-12-47	Boutique Air (27), Tradewind Aviation (7)	34
	PC-12-45	Tradewind Aviation (11), Iliamna Air Taxi, Inc. (3), Katmai Air (2), Boutique Air (2), Scott Air LLC dba Island Air Express (1)	19
	PC-12-47E	Advanced Air, LLC (9)	9
	PC-12-12	Kenmore Air Harbor (9)	9
Piper (48)	PA-31-350	Hageland (8), Star Marianas Air (5), Grant Aviation (4), Bering Air Inc. (4), Wright Air Service, Inc. (3), Southern Airways Express / Sun Air Express LLC dba Sun Air International (2)	26
	PA-32-300	Star Marianas Air (9), Paklook Air dba Yute Air (5), New England Airlines (3) , Island Air Service (1)	18
	PA-32-260	Island Air Service (3)	3
	PA-28-181	New England Airlines (1)	1
Beechcraft (35)	BE-1900-C	Hageland (8), Air Sunshine, Inc. (2)	10
	BE-300-B300	Advanced Air, LLC (8)	8
	BE-200-200	Bering Air Inc. (4), Grant Aviation (2)	6
	BE-300-B300C	Boutique Air (5)	5
	BE-36-A36	Iliamna Air Taxi, Inc. (1), Wright Air Service, Inc. (1)	2
	BE-1900-D	Bering Air Inc. (2)	2
ATR (33)	BE-1900-1900	Multi-Aero Inc. (1)	1
	BE-58-58	Iliamna Air Taxi, Inc. (1)	1
	ATR-42-500	Empire Airlines (13) , Silver Airways (7)	20
	ATR-72-212	Empire Airlines (9)	9
ATR (33)	ATR-72-212A	Silver Airways (3)	3
	ATR-72-201	Empire Airlines (1)	1
Saab (26)	SF-340-340B	Silver Airways (15), Seaborne Airlines (5)	20
	SAAB-2000-2000	PenAir (6)	6
Fairchild (25)	SA-227	Key Lime Air Corporation (17)	17
	SA-226-TC	Key Lime Air Corporation (8)	8
Britten-Norman (23)	BN-2	Air Charter, Inc d/b/a Air Flamenco (8)	8
	BN-2-A26	Vieques Air Link, Inc. (2), New England Airlines (2) , Island Air Service (1)	5
	BN-2-B20	Cape Air (4)	4
	BN-2-B26	Vieques Air Link, Inc. (3)	3
	BN-2AMK3-2	Vieques Air Link, Inc. (1)	1
	BN-2-A9	Vieques Air Link, Inc. (1)	1
Tecnam (12)	BN-2-A	New England Airlines (1)	1
	P2012 Traveller	Cape Air (12)	12
Dornier (9)	DO-328-300	Key Lime Air Corporation (7), Advanced Air, LLC (2)	9
Short (3)	SD-3-60	Air Charter, Inc d/b/a Air Flamenco (3)	3
Lear (3)	LR-45-45	Advanced Air, LLC (2)	2
	LR-24-B	Key Lime Air Corporation (1)	1

2020 REGIONAL AIRLINE ASSOCIATION SCHOLARSHIP WINNERS

One of RAA's paramount goals is to encourage future generations to pursue aviation, while helping to offset the financial burden placed on students during their education and training. The Regional Airline Association Scholarship Foundation has awarded its 2020 scholarships to the following outstanding students who are pursuing aviation studies at institutions of higher learning.



I see so many possibilities and opportunities within this career. Flying isn't like any other experience and I love that I have the ability to do it. The main reason is to influence young women like myself to get into this amazing field of work.

—MAKAYLA BEST
SOUTHWESTERN
ILLINOIS COLLEGE



My passion for aviation came from my late father, who was a career military pilot for the Congolese army. Since my first flight at Embry-Riddle Aeronautical University, I knew exactly what I wanted to do for the rest of my life. My love for aviation continues to grow every day.

—LOTHIN SERAO
EMBRY-RIDDLE
AERONAUTICAL UNIVERSITY



From each goal accomplished, I would make two more new goals, one to follow up and one to surpass the current.

—PARDEEP SINGH
THOMAS EDISON
STATE UNIVERSITY



If you would like to make a tax-deductible contribution in support of the **RAA Scholarship Foundation**, please email membership@raa.org for more information.

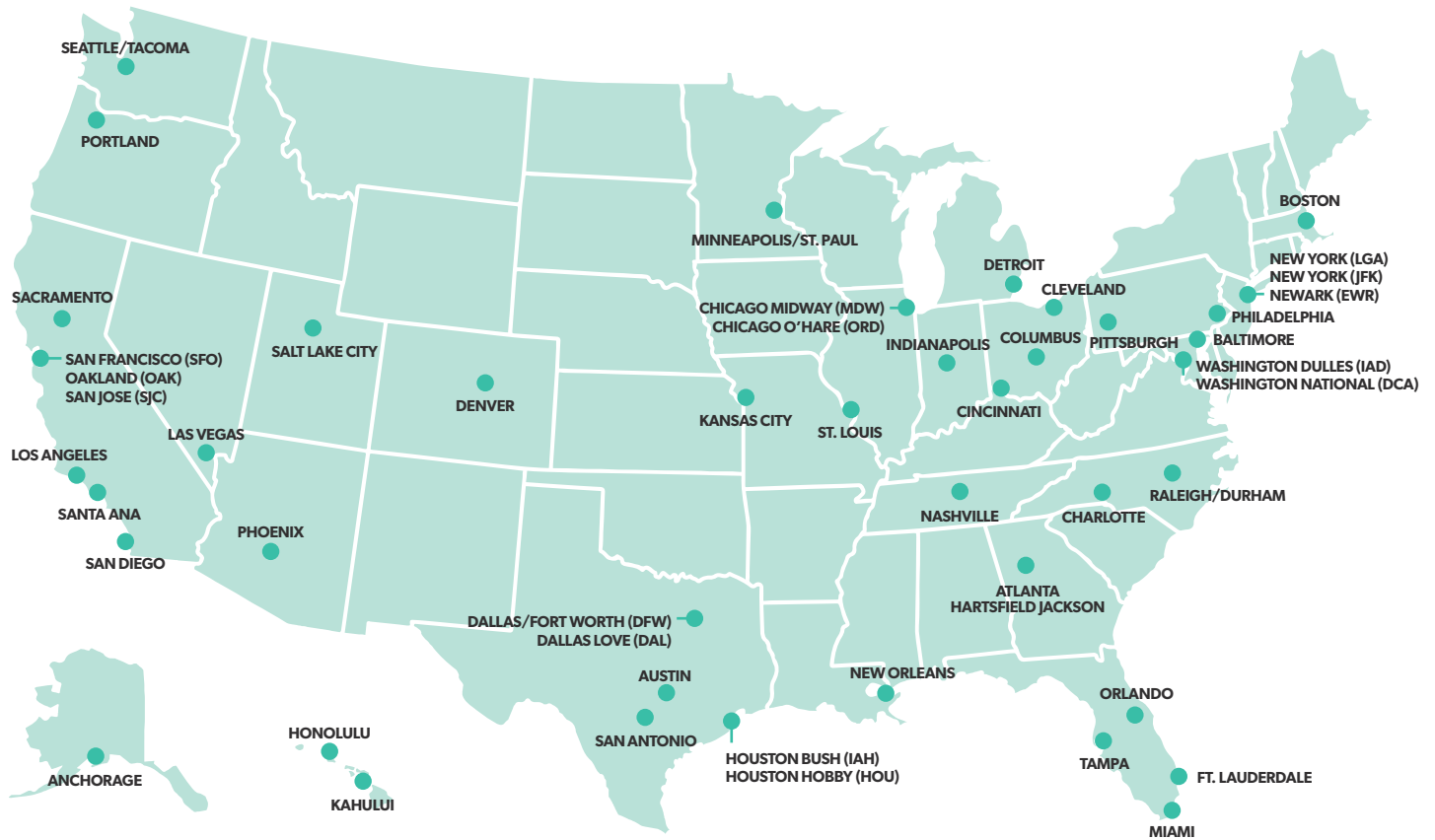
U.S. AIRPORTS & REGIONAL SERVICE





TOP 50 U.S. AIRPORTS

Ranked by total scheduled departures in 2019



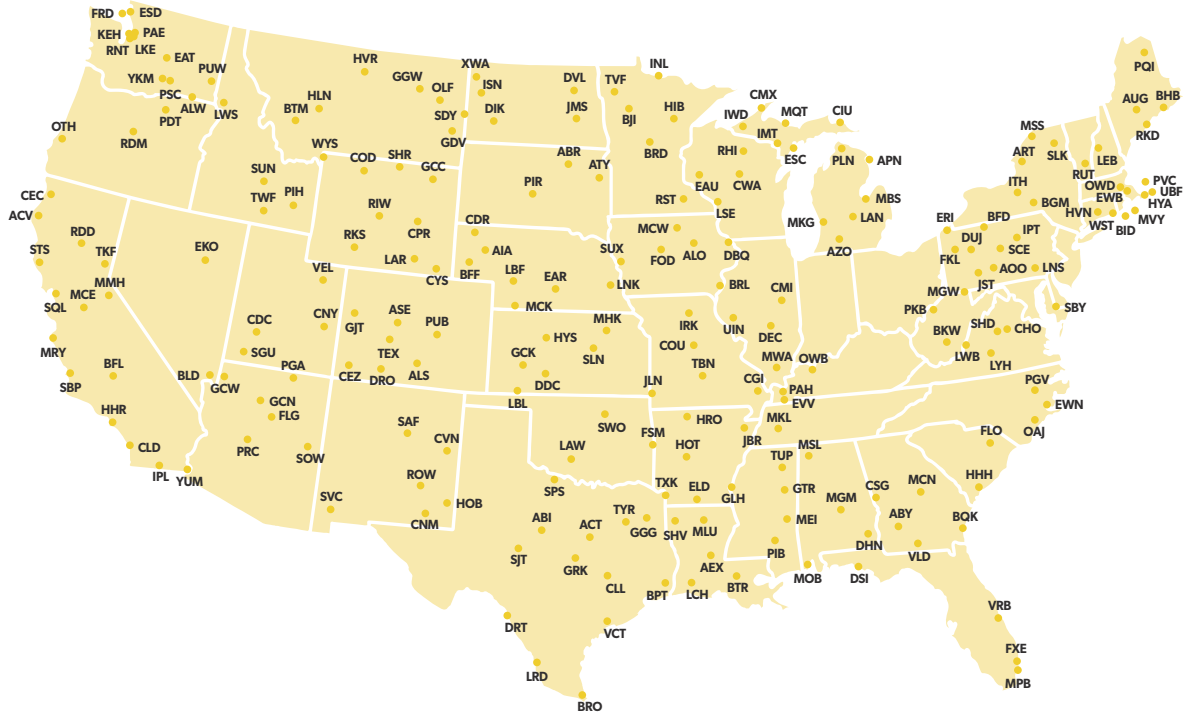
Rank	Airport	Airport Code	Regional Departures	Total Departures	Regional Share
1	Chicago O'Hare	ORD	304,591	553,667	55.01%
2	Dallas/Fort Worth	DFW	189,899	460,623	41.23%
3	Atlanta	ATL	82,717	439,561	18.82%
4	Los Angeles	LAX	80,834	332,773	24.29%
5	Denver	DEN	106,508	310,653	34.29%
6	Charlotte	CLT	144,036	278,710	51.68%
7	Seattle	SEA	88,410	252,869	34.96%
8	Boston	BOS	59,313	242,449	24.46%
9	Houston Bush	IAH	112,007	224,290	49.94%
10	San Francisco	SFO	47,447	213,958	22.18%
11	New York Kennedy	JFK	36,251	212,384	17.07%
12	Phoenix	PHX	49,727	210,326	23.64%
13	New York Newark	EWR	71,249	198,430	35.91%
14	Detroit	DTW	95,969	193,587	49.57%
15	Las Vegas	LAS	7,288	191,095	3.81%
16	New York LaGuardia	LGA	91,369	190,962	47.85%
17	Minneapolis/St Paul	MSP	73,919	188,089	39.30%
18	Philadelphia	PHL	80,534	176,959	45.51%
19	Orlando	MCO	7,998	170,803	4.68%
20	Miami	MIA	29,887	155,851	19.18%
21	Fort Lauderdale	FLL	22,586	153,804	14.68%
22	Washington National	DCA	76,493	152,056	50.31%
23	Salt Lake City	SLC	52,938	126,790	41.75%
24	Honolulu	HNL	17,315	118,956	14.56%
25	Baltimore	BWI	10,839	117,635	9.21%

Rank	Airport	Airport Code	Regional Departures	Total Departures	Regional Share
26	Washington Dulles	IAD	59,998	112,923	53.13%
27	San Diego	SAN	16,484	110,250	14.95%
28	Portland, OR	PDX	47,312	109,360	43.26%
29	St Louis	STL	34,991	96,420	36.29%
30	Tampa	TPA	11,660	95,090	12.26%
31	Nashville	BNA	25,317	92,368	27.41%
32	Chicago Midway	MDW	3,536	86,104	4.11%
33	San Jose	SJC	16,013	79,575	20.12%
34	Raleigh/Durham	RDU	25,379	77,729	32.65%
35	Austin	AUS	4,988	75,437	6.61%
36	Dallas Love	DAL	4,455	74,785	5.96%
37	Sacramento	SMF	14,118	64,431	21.91%
38	Oakland	OAK	4,481	64,331	6.97%
39	Houston Hobby	HOU	2,790	63,791	4.37%
40	Pittsburgh	PIT	30,691	63,756	48.14%
41	Kansas City	MCI	15,676	61,223	25.60%
42	New Orleans	MSY	5,063	60,590	8.36%
43	Kahului	OGG	16,558	59,171	27.98%
44	Indianapolis	IND	28,109	57,833	48.60%
45	Santa Ana	SNA	8,086	57,632	14.03%
46	Cleveland	CLE	26,322	57,057	46.13%
47	Cincinnati	CVG	35,197	56,484	62.31%
48	Columbus, OH	CMH	29,821	55,420	53.81%
49	Anchorage	ANC	24,496	50,523	48.48%
50	San Antonio	SAT	7,804	45,591	17.12%

Source: Analysis of OAG Schedules Analyser data

U.S. AIRPORTS SERVED EXCLUSIVELY BY REGIONAL AIRLINES

222 airports in lower 48 states based on 2019 schedules



Code	Airport Name	Code	Airport Name	Code	Airport Name	Code	Airport Name	Code	Airport Name
ABI	Abilene, TX	CNY	Moab, UT	GRK	Killeen, TX	MCW	Mason City, IA	ROW	Roswell, NM
ABR	Aberdeen, SD	COD	Cody, WY	GTR	Columbus, MS	MEI	Meridian, MS	RST	Rochester, MN
ABY	Albany, GA	COU	Columbia, MO	HHH	Hilton Head, SC	MGM	Montgomery, AL	RUT	Rutland, VT
ACT	Waco, TX	CPR	Casper, WY	HHR	Hawthorne, CA	MGW	Morgantown, WV	SAF	Santa Fe, NM
ACV	Arcata/Eureka, CA	CSG	Columbus, GA	HIB	Hibbing, MN	MHK	Manhattan/Ft. Riley, KS	SBP	San Luis Obispo, CA
AEX	Alexandria, LA	CVN	Clovis, NM	HLN	Helena, MT	MLK	Muskegon, MI	SBY	Salisbury, MD
AIA	Alliance, NE	CWA	Mosinee, WI	HOB	Hobbs, NM	MKL	Jackson, TN	SCE	State College, PA
ALO	Waterloo, IA	CYS	Cheyenne, WY	HOT	Hot Springs, AR	MLU	Monroe, LA	SDY	Sidney, MT
ALS	Alamosa, CO	DBQ	Dubuque, IA	HRO	Harrison, AR	MMH	Mammoth Lakes, CA	SGU	St. George, UT
ALW	Walla Walla, WA	DDC	Dodge City, KS	HVN	New Haven, CT	MOB	Mobile, AL	SHD	Staunton, VA
AOO	Altoona, PA	DEC	Decatur, IL	HYA	Hyannis, MA	MPB	Miami Seaplane Base, FL	SHR	Sheridan, WY
APN	Alpena, MI	DHN	Dothan, AL	HYS	Hays, KS	MQT	Marquette, MI	SHV	Shreveport, LA
ART	Watertown, NY	DIK	Dickinson, ND	IMT	Iron Mountain/Kingsfd, MI	MRY	Monterey, CA	SJT	San Angelo, TX
ASE	Aspen, CO	DRO	Durango, CO	INL	International Falls, MN	MSL	Muscle Shoals, AL	SLK	Saranac Lake/Lake Placid, NY
ATY	Watertown, SD	DRT	Del Rio, TX	IPL	El Centro, CA	MVA	Marion/Herrin, IL	SLN	Salina, KS
AUG	Augusta/Waterville, ME	DSI	Destin, FL	IPT	Williamsport, PA	OAJ	Jacksonville/Camp Lejeune, NC	SOW	Show Low, AZ
AZO	Kalamazoo, MI	DUB	Dubuque, IA	IRK	Kirksville, MO	OLF	Wolf Point, MT	SPS	Wichita Falls, TX
BFD	Bradford, PA	EAR	Kearney, NE	ISN	Williston, ND	OTH	North Bend/Coos Bay, OR	SQL	San Carlos, CA
BFF	Scottsbluff, NE	EAT	Wenatchee, WA	ITH	Ithaca/Cortland, NY	OWB	Owensboro, KY	STS	Santa Rosa, CA
BFL	Bakersfield, CA	EAU	Eau Claire, WI	IWD	Ironwood, MI	OWD	Norwood, MA	SUN	Sun Valley/Hailey/Ketchum, ID
BGM	Binghamton, NY	EKO	Elko, NV	JBR	Jonesboro, AR	PAE	Everett, WA	SUX	Sioux City, IA
BHB	Bar Harbor, ME	ELD	El Dorado, AR	JLN	Joplin, MO	PAH	Paducah, KY	SVC	Silver City/Hurley, NM
BID	Block Island, RI	ERI	Erie, PA	JMS	Jamestown, ND	PDT	Pendleton, OR	SWO	Stillwater, OK
BJI	Bemidji, MN	ESC	Escanaba, MI	JST	Johnstown, PA	PGA	Page, AZ	TBN	Fort Leonard Wood, MO
BKW	Beckley, WV	ESD	Eastsound, WA	KEH	Kenmore, WA	PIH	Pocatello, ID	TEX	Telluride, CO
BLD	Boulder City, NV	EVV	Evansville, IN	LAN	Lansing, MI	PIR	Pierre, SD	TKF	Truckee, CA
BPT	Beaumont/Port Arthur, TX	EWB	New Bedford/Fall River, MA	LAR	Laramie, WY	PKB	Parkersburg, WV	TUP	Tupelo, MS
BQK	Brunswick, GA	EWN	New Bern/Morehead/Beaufort, NC	LAW	Lawton/Fort Sill, OK	PLN	Pellston, MI	TVF	Thief River Falls, MN
BRD	Brainerd, MN	FKL	Franklin/Oil City, PA	LBF	North Platte, NE	PIU	Pullman, WA	TWF	Twin Falls, ID
BRL	Burlington, IA	FLG	Flagstaff, AZ	LEB	Lebanon-Hanover, NH	PVC	Provincetown, MA	TXK	Texarkana, AR
BRO	Brownsville, TX	FLO	Florence, SC	LKE	Seattle, WA	RDD	Redding, CA	TYR	Tyler, TX
BTM	Butte, MT	FOD	Fort Dodge, IA	LNK	Lincoln, NE	RDM	Bend/Redmond, OR	UBF	Chatham, MA
BTR	Baton Rouge, LA	FRD	Friday Harbor, WA	LNS	Lancaster, PA	RHI	Rhineland, WI	UIN	Quincy, IL
CDC	Cedar City, UT	FSM	Fort Smith, AR	LRD	Laredo, TX	PSC	Pasco/Kennewick/Richland, WA	VCT	Victoria, TX
CDR	Chadron, NE	GCC	Gillette, WY	LSE	La Crosse, WI	PUB	Pueblo, CO	VEL	Vernal, UT
CEC	Crescent City, CA	GCK	Garden City, KS	LWB	Lewisburg, WV	PUW	Pullman, WA	VLD	Valdosta, GA
CEZ	Cortez, CO	GCN	Grand Canyon National Pk, AZ	LWS	Lewiston, ID	RIV	Riverton/Lander, WY	VRB	Vero Beach, FL
CGI	Cape Girardeau, MO	GCW	Grand Canyon West, AZ	LYH	Lynchburg, VA	RKS	Rock Springs, WY	WST	Westerly, RI
CHO	Charlottesville, VA	GDV	Glendive, MT	MBS	Saginaw/Bay City/Midland, MI	RNT	Renton, WA	WYS	West Yellowstone, MT
CIU	Sault Ste. Marie, MI	GGV	Longview, TX	MCE	Merced, CA			XWA	Williston, ND
CLD	McClellan-Palomar, CA	GGW	Glasgow, MT	MCK	McCook, NE			YKM	Yakima, WA
CLL	College Station/Bryan, TX	GJT	Grand Junction, CO	MCN	Macon, GA			YUM	Yuma, AZ
CLM	Champaign/Urbana, IL	GLH	Greenville, MS						
CMX	Hancock/Houghton, MI								
CNM	Carlsbad, NM								

TOP 50 U.S. AIRPORTS FOR REGIONAL DEPARTURES

Ranked by total scheduled departures with regional aircraft in 2019

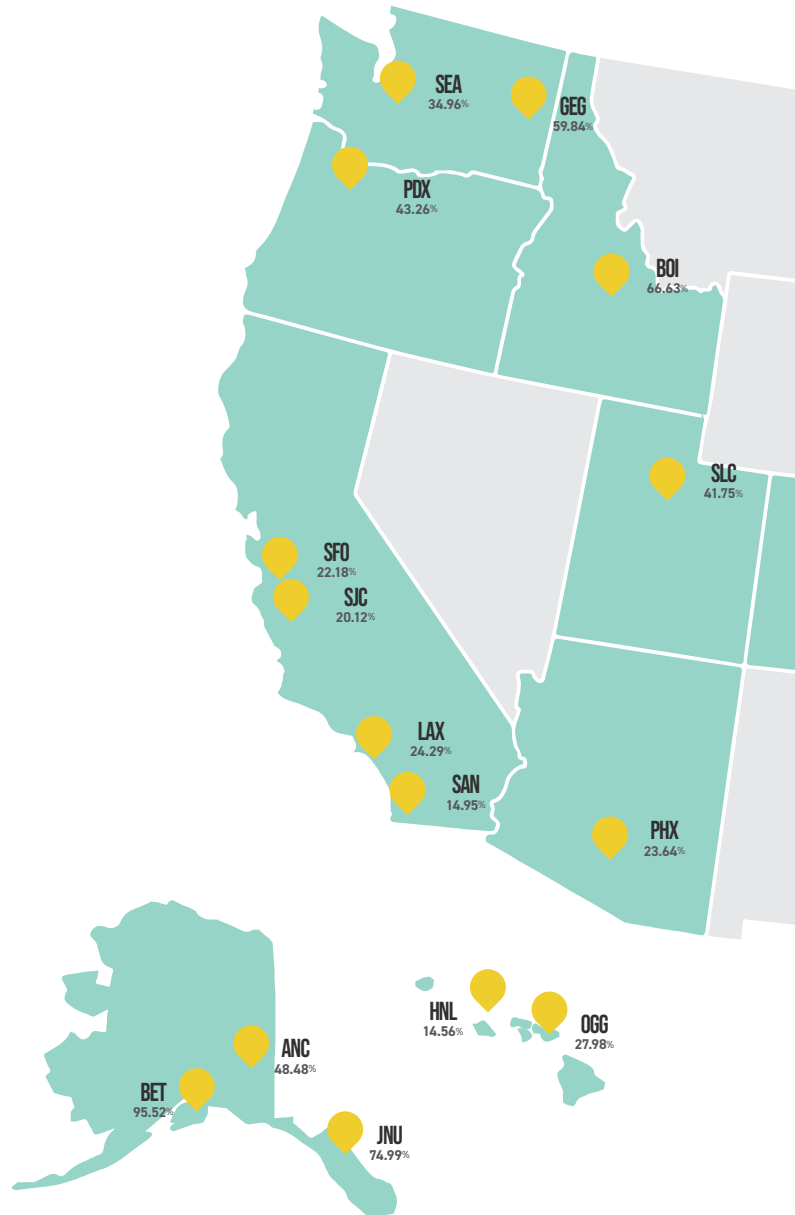
Rank	Airport	Airport Code	Regional Departures	Total Departures	Regional Share
1	Chicago	ORD	304,591	553,667	55.01%
2	Dallas	DFW	189,899	460,623	41.23%
3	Charlotte	CLT	144,036	278,710	51.68%
4	Houston	IAH	112,007	224,290	49.94%
5	Denver	DEN	106,508	310,653	34.29%
6	Detroit	DTW	95,969	193,587	49.57%
7	New York	LGA	91,369	190,962	47.85%
8	Seattle	SEA	88,410	252,869	34.96%
9	Atlanta	ATL	82,717	439,561	18.82%
10	Los Angeles	LAX	80,834	332,773	24.29%
11	Philadelphia	PHL	80,534	176,959	45.51%
12	Washington National	DCA	76,493	152,056	50.31%
13	Minneapolis/St Paul	MSP	73,919	188,089	39.30%

Rank	Airport	Airport Code	Regional Departures	Total Departures	Regional Share
14	New York	EWR	71,249	198,430	35.91%
15	Washington Dulles	IAD	59,998	112,923	53.13%
16	Boston	BOS	59,313	242,449	24.46%
17	Salt Lake City	SLC	52,938	126,790	41.75%
18	Phoenix	PHX	49,727	210,326	23.64%
19	San Francisco	SFO	47,447	213,958	22.18%
20	Portland	PDX	47,312	109,360	43.26%
21	New York	JFK	36,251	212,384	17.07%
22	Cincinnati	CVG	35,197	56,484	62.31%
23	St Louis	STL	34,991	96,420	36.29%
24	Pittsburgh	PIT	30,691	63,756	48.14%
25	Miami	MIA	29,887	155,851	19.18%
26	Columbus	CMH	29,821	55,420	53.81%

TOP 10

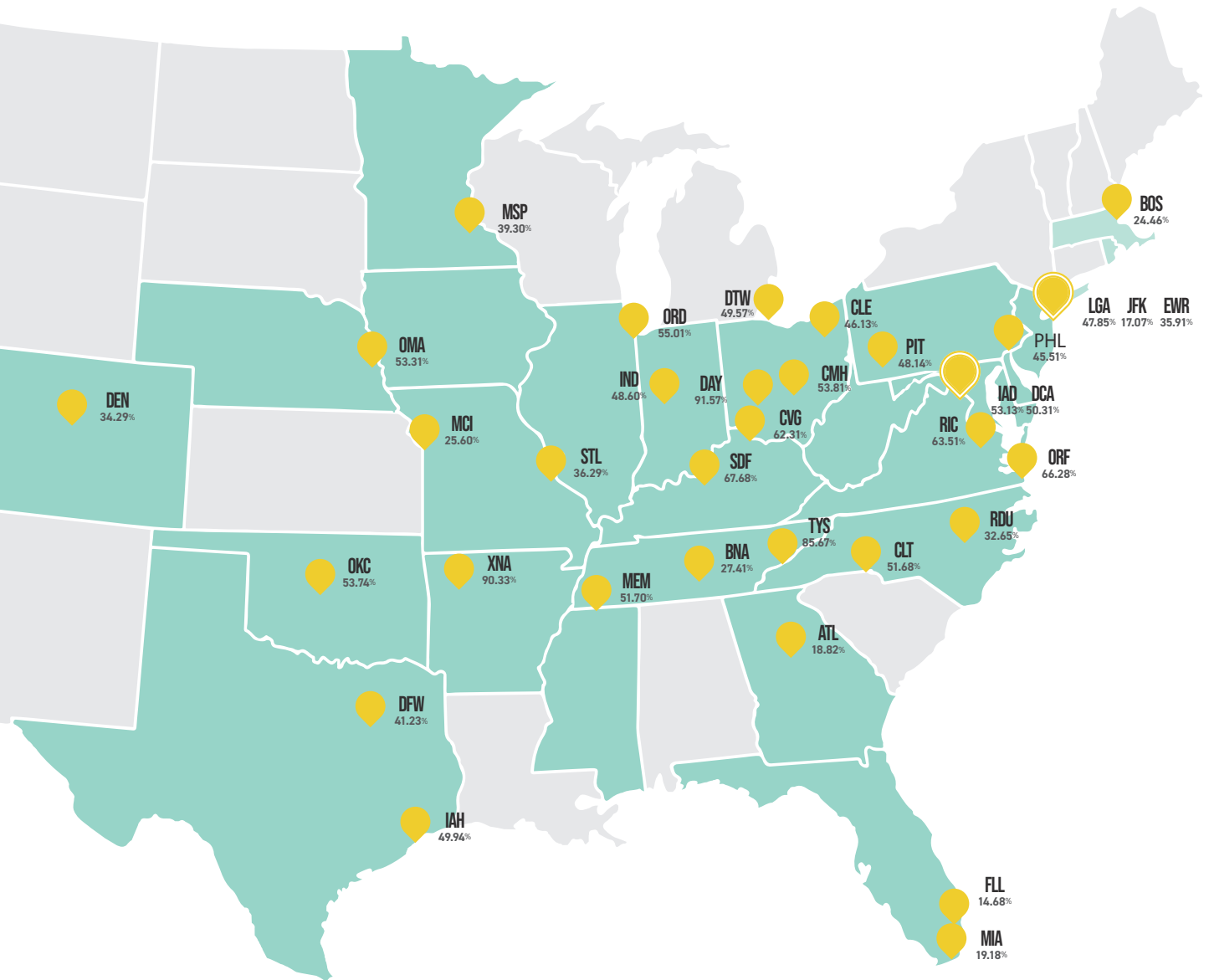
- Chicago (ORD)
- Dallas (DFW)
- Charlotte (CLT)
- Houston (IAH)
- Denver (DEN)
- Detroit (DTW)
- New York (LGA)
- Seattle (SEA)
- Atlanta (ATL)
- Los Angeles (LAX)

Source: Analysis of OAG Schedules Analyser data



Rank	Airport	Airport Code	Regional Departures	Total Departures	Regional Share
27	Indianapolis	IND	28,109	57,833	48.60%
28	Cleveland	CLE	26,322	57,057	46.13%
29	Raleigh/Durham	RDU	25,379	77,729	32.65%
30	Nashville	BNA	25,317	92,368	27.41%
31	Anchorage	ANC	24,496	50,523	48.48%
32	Fort Lauderdale	FLL	22,586	153,804	14.68%
33	Louisville	SDF	20,265	29,944	67.68%
34	Boise	BOI	19,737	29,624	66.63%
35	Juneau	JNU	19,536	26,053	74.99%
36	Richmond	RIC	19,413	30,567	63.51%
37	Norfolk	ORF	18,476	27,877	66.28%
38	Knoxville	TYS	18,160	21,198	85.67%
39	Bethel	BET	17,646	18,473	95.52%

Rank	Airport	Airport Code	Regional Departures	Total Departures	Regional Share
40	Spokane	GEG	17,363	29,015	59.84%
41	Honolulu	HNL	17,315	118,956	14.56%
42	Dayton	DAY	16,784	18,330	91.57%
43	Oklahoma City	OKC	16,739	31,149	53.74%
44	Kahului	OGG	16,558	59,171	27.98%
45	San Diego	SAN	16,484	110,250	14.95%
46	Fayetteville/Springdale	XNA	16,326	18,073	90.33%
47	San Jose	SJC	16,013	79,575	20.12%
48	Omaha	OMA	16,009	30,029	53.31%
49	Memphis	MEM	15,993	30,934	51.70%
50	Kansas City	MCI	15,676	61,223	25.60%

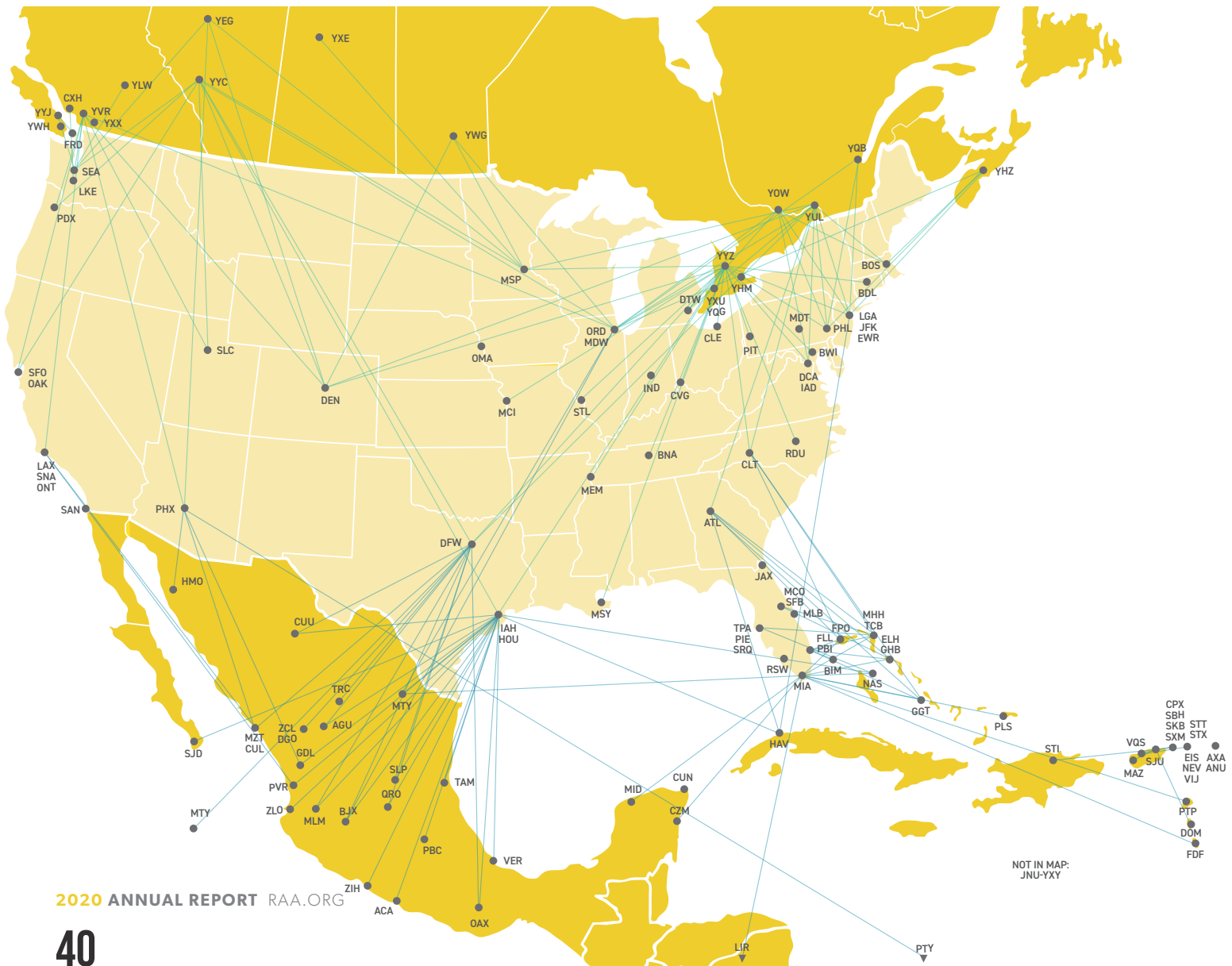


SHORTEST & LONGEST REGIONAL ROUTES (LOWER 48)

	Origin	Destination	Marketing Carrier	Operating Carrier	Aircraft	Distance (NM)	Block Time (min)	# of 2019 Departures
Shortest Distance	PAH: Paducah, KY	CGI: Cape Girardeau, MO	United Airlines	SkyWest Airlines	Canadair Regional Jet	39	40	614
Shortest Time	PIR: Pierre, SD	ATY: Watertown, SD	Aerodynamics, Inc.	Aerodynamics, Inc.	Embraer RJ 135/140/145	137	35	166
Longest Distance	EUG: Eugene, OR	ORD: Chicago, IL	United Airlines	SkyWest Airlines	ERJ-170-200LR	1,542	251	191
Longest Time	MKE: Milwaukee, WI	SEA: Seattle, WA	Delta Air Lines	SkyWest Airlines	ERJ-170-200LR	1,468	298	263
Shortest Distance	LKE: Seattle, WA	KEH: Kenmore, WA	Kenmore Air	Kenmore Air	DHvilld-Bombardier DHC3 Otter/Tb Ottr	7	15	140
Shortest Time	LKE: Seattle, WA	KEH: Kenmore, WA	Kenmore Air	Kenmore Air	DHvilld-Bombardier DHC3 Otter/Tb Ottr	7	15	140
Longest Distance	SEA: Seattle, WA	BIL: Billings, WA	Alaska Airlines	Horizon Air	DHvilld-Bombardier DHC8 Dsh 8	574	126	56
Longest Time	HSV: Huntsville, AL	MCO: Orlando, FL	Silver Airways LLC	Silver Airways LLC	Saab 340	466	160	135

Source: Analysis of OAG Schedules Analyser data

REGIONAL AIRLINE TRANSBORDER SERVICE



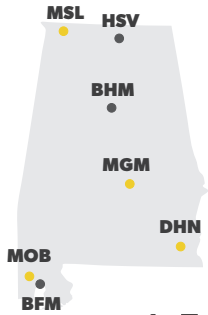
PASSENGER SERVICE IN U.S.

- Regional flights only (95% and above)
- Regional/other flights

State by State Analysis, including Alaska, Hawaii, and Puerto Rico.

*Due to its size, Alaska can be found on its own dedicated page at the end of this section.

Passengers Source: Bureau of Transportation Statistics, Air Carrier Statistics Form 41 Traffic: T-100 Segment (U.S. Carriers Only)
 Departures Source: OAG Schedules Analyser; EAS data published by FAA for April 2020



1,596,794
 2019 Regional Enplanements
 (55% of industry total)

EAS Community	Annual Contract Subsidy Rates 4/1/20	EAS Carrier	Start	Expiration	Order	Hub(s) Served
Muscle Shoals	\$2,848,421	Boutique Air	03/01/18	02/28/22	2017-11-9	ATL

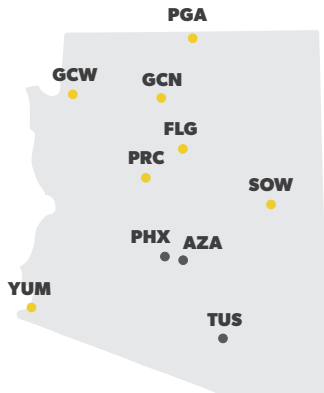
Code	Airport Name	% Pax.	% Depts.
BFM	Mobile	0%	0%
BHM	Birmingham	41%	64%
DHH	Dothan	100%	100%
HSV	Huntsville	58%	78%

Code	Airport Name	% Pax.	% Depts.
MGM	Montgomery	100%	100%
MOB	Mobile	86%	95%
MSL	Muscle Shoals	100%	100%

2,880,259
 2019 Industry Wide Enplanements

36,887
 2019 Regional Departures (77% of industry total)

47,759
 2019 Industry Wide Departures



2,931,970
 2019 Regional Enplanements
 (12% of industry total)

EAS Community	Annual Contract Subsidy Rates 4/1/20	EAS Carrier	Start	Expiration	Order	Hub(s) Served
Page	\$4,398,924	AEAS/Contour	07/01/18	09/30/20	2018-6-22	LAS/PHX
Prescott	\$3,983,055	SkyWest	08/01/18	08/31/20	2018-7-12	DEN/LAX
Show Low	\$1,706,733	Boutique Air	07/01/18	06/30/22	2018-5-5	PHX

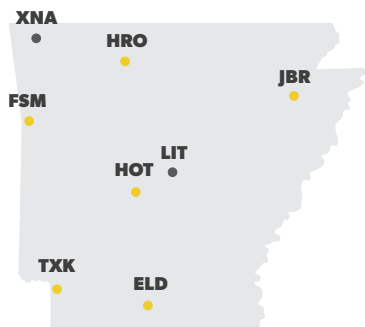
Code	Airport Name	% Pax.	% Depts.
AZA	Phoenix-Mesa Gateway	0%	0%
FLG	Flagstaff	100%	100%
GCN	Grand Canyon Nat. Park	100%	100%
GCW	Grand Canyon West	100%	100%
PGA	Page	100%	100%

Code	Airport Name	% Pax.	% Depts.
PHX	Phoenix Sky Harbor Int.	10%	24%
PRC	Prescott	100%	100%
SOW	Show Low	100%	100%
TUS	Tucson	29%	53%
YUM	Yuma	100%	100%

25,070,082
 2019 Industry Wide Enplanements

73,246
 2019 Regional Departures (29% of industry total)

250,536
 2019 Industry Wide Departures



1,349,396
 2019 Regional Enplanements
 (63% of industry total)

EAS Community	Annual Contract Subsidy Rates 4/1/20	EAS Carrier	Start	Expiration	Order	Hub(s) Served
El Dorado/Camden	\$2,605,397	Southern	03/01/19	02/28/21	2019-2-19	DFW/MEM
Harrison	\$2,735,381	Southern	03/01/19	02/28/21	2019-2-19	DFW/MEM
Hot Springs	\$2,729,284	Southern	03/01/19	02/28/21	2019-2-19	DFW
Jonesboro	\$2,020,538	Air Choice One	03/01/18	02/28/22	2017-11-22	STL

Code	Airport Name	% Pax.	% Depts.
ELD	El Dorado	100%	100%
FSM	Fort Smith	100%	100%
HOT	Hot Springs	100%	100%
HRO	Harrison	100%	100%

Code	Airport Name	% Pax.	% Depts.
JBR	Jonesboro	100%	100%
LIT	Little Rock	46%	72%
TXK	Texarkana	100%	100%
XNA	Fayetteville	78%	90%

2,143,412
 2019 Industry Wide Enplanements

37,560
 2019 Regional Departures (84% of industry total)

44,798
 2019 Industry Wide Departures

ALABAMA

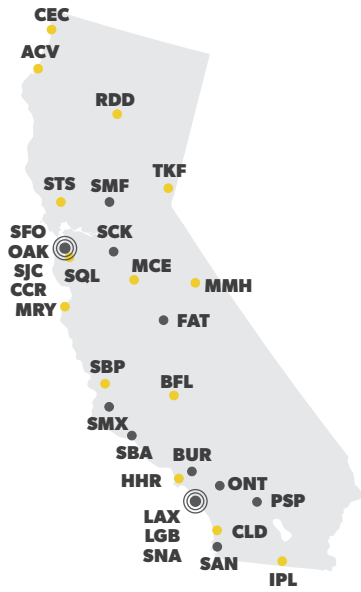
ARIZONA

ARKANSAS

PASSENGER SERVICE IN U.S.

- Regional flights only (95% and above)
- Regional/other flights

CALIFORNIA



EAS Community	Annual Contract Subsidy Rates 4/1/20	EAS Carrier	Start	Expiration	Order	Hub(s) Served
Crescent City	\$3,310,503	AEAS/Contour	04/01/18	09/30/20	2018-2-17	OAK
El Centro	\$2,488,824	Mokulele	05/01/18	04/30/22	2018-3-6	LAX
Merced	\$3,314,943	Boutique Air	08/01/17	07/31/21	2019-4-24	LAX/SMF

Code	Airport Name	% Pax.	% Depts.
ACV	Arcata/Eureka	100%	100%
BFL	Bakersfield	100%	100%
BUR	Burbank	12%	18%
CCR	Buchanan Field	0%	0%
CEC	Crescent City	100%	100%
CLD	McClellan-Palomar	100%	100%
FAT	Fresno	66%	80%
HHR	Hawthorne	100%	100%
IPL	El Centro	100%	100%
LAX	Los Angeles	11%	24%
LGB	Long Beach	10%	19%
MCE	Merced	100%	100%
MMH	Mammoth Lakes	100%	100%
MRY	Monterey	94%	98%
OAK	Oakland	3%	7%

Code	Airport Name	% Pax.	% Depts.
ONT	Ontario International	8%	16%
PSP	Palm Springs	34%	55%
RDD	Redding	100%	100%
SAN	San Diego	7%	15%
SBA	Santa Barbara	72%	87%
SBP	San Luis Obispo	100%	100%
SCK	Stockton	7%	26%
SFO	San Francisco	10%	22%
SJC	San Jose	12%	20%
SMF	Sacramento	11%	22%
SMX	Santa Maria	0%	0%
SNA	Santa Ana	9%	14%
SQL	San Carlos	100%	100%
STS	Santa Rosa	97%	99%
TKF	Truckee	100%	100%

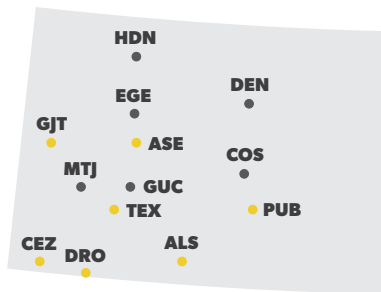
12,000,968
2019 Regional Enplanements
(11% of industry total)

105,145,333
2019 Industry Wide Enplanements

256,075
2019 Regional Departures
(24% of industry total)

1,074,871
2019 Industry Wide Departures

COLORADO



EAS Community	Annual Contract Subsidy Rates 4/1/20	EAS Carrier	Start	Expiration	Order	Hub(s) Served
Alamosa	\$2,949,133	Boutique Air	10/01/18	09/30/20	2018-9-6	DEN
Cortez	\$3,669,195	Boutique Air	10/01/18	09/30/22	2018-8-1	DEN/PHX
Pueblo	\$2,784,664	SkyWest	12/01/19	11/30/22	2019-11-21	DEN

Code	Airport Name	% Pax.	% Depts.
ALS	Alamosa	100%	100%
ASE	Aspen	100%	100%
CEZ	Cortez	100%	100%
COS	Colorado Springs	42%	69%
DEN	Denver	13%	34%
DRO	Durango	100%	100%
EGE	Eagle	24%	39%

Code	Airport Name	% Pax.	% Depts.
GJT	Grand Junction	88%	96%
GUC	Gunnison	62%	82%
HDN	Hayden	47%	71%
MTJ	Montrose Regional	82%	91%
PUB	Pueblo	100%	100%
TEX	Telluride	100%	100%

5,800,825
2019 Regional Enplanements
(16% of industry total)

35,357,066
2019 Industry Wide Enplanements

144,218
2019 Regional Departures
(41% of industry total)

354,501
2019 Industry Wide Departures

A pilot in a white shirt and tie is shown from the side, wearing a Bose ProFlight Series 2 headset. He is in a cockpit, holding a control yoke. The background shows the cockpit instruments and a view of the sky through the windshield. The Bose logo is visible on the headset.

BOSE


AVIATION

PROFLIGHT SERIES 2 AVIATION HEADSET

Proven Bose technology in our most compact headset.

The FAA TSO and EASA E/TSO-C139a certified ProFlight Series 2 pairs the technology Bose is known for with the comfort pilots demand. We engineered the ProFlight Series 2 to be our lightest, most compact headset ever without sacrificing any of the vital audio features Bose aviation headsets are known for, like noise cancellation or clarity. For pilots, that means communication and comfort are never compromised, even on the longest flights. **Experience the ProFlight Series 2 for yourself - finance with Bose Pay powered by Klarna and start your 60-day test flight at Bose.com/ProFlight.**

Connect with us @BoseAviation



© 2020 Bose Corporation. All rights reserved.



RAA MEMBERS GIVE BACK

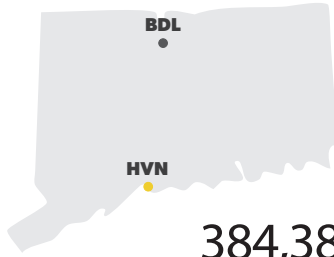
Empire Airlines Strong Commitment to Local Charity Groups.

Each year the Empire employees choose a local business to support. The airline has created a fundraising group which coordinates various efforts over the year to raise money. All funds raised are from employees and their families. Pictured is our group presenting Camp Journey, an organization benefiting children with cancer, with a check for just over \$5000.



PASSENGER SERVICE IN U.S.

- Regional flights only (95% and above)
- Regional/other flights



384,380
2019 Regional Enplanements
(12% of industry total)

Code	Airport Name	% Pax.	% Depts.
BDL	Hartford	10%	23%

3,313,287
2019 Industry Wide Enplanements

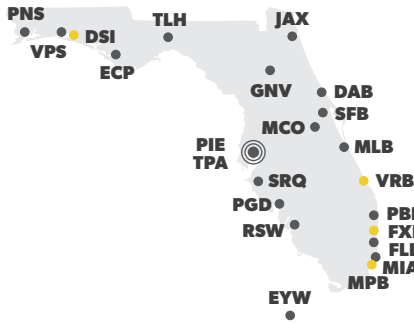
Code	Airport Name	% Pax.	% Depts.
HVN	New Haven	100%	100%

8,593
2019 Regional Departures
(26% of industry total)

33,069
2019 Industry Wide Departures



No scheduled passenger air service in **DELAWARE** in 2019.



4,651,140
2019 Regional Enplanements
(5% of industry total)

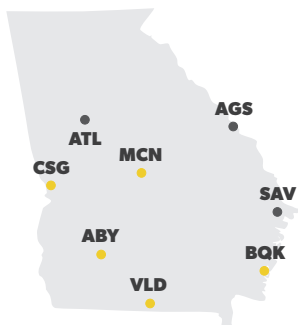
Code	Airport Name	% Pax.	% Depts.
DAB	Daytona Beach	29%	51%
DSI	Destin	100%	100%
ECP	Panama City	19%	35%
EYW	Key West	67%	90%
FLL	Fort Lauderdale	1%	15%
FXE	Fort Lauderdale Executive	100%	100%
GNV	Gainesville	87%	95%
JAX	Jacksonville	19%	33%
MCO	Orlando	0%	5%
MIA	Miami	9%	19%
MLB	Melbourne	31%	47%
MPB	Miami Seaplane Base	100%	100%

86,670,971
2019 Industry Wide Enplanements

Code	Airport Name	% Pax.	% Depts.
PBI	West Palm Bch/Palm Bch	2%	8%
PGD	Punta Gorda	0%	0%
PIE	St. Petersburg	0%	0%
PNS	Pensacola	39%	69%
RSW	Fort Myers	1%	3%
SFB	Sanford	0%	2%
SRQ	Sarasota/Bradenton	17%	32%
TLH	Tallahassee	72%	88%
TPA	Tampa	1%	12%
VPS	Fort Walton Beach	22%	39%
VRB	Vero Beach	100%	100%

138,504
2019 Regional Departures
(18% of industry total)

782,855
2019 Industry Wide Departures



5,265,649
2019 Regional Enplanements
(10% of industry total)

EAS Community	Annual Contract Subsidy Rates 4/1/20	EAS Carrier	Start	Expiration	Order	Hub(s) Served
Macon	\$4,687,979	AEAS/Contour	08/01/19	09/30/23	2019-4-9	BWI

Code	Airport Name	% Pax.	% Depts.
ABY	Albany	100%	100%
AGS	Augusta	69%	84%
ATL	Atlanta	8%	19%
BQK	Brunswick	100%	100%

54,700,509
2019 Industry Wide Enplanements

Code	Airport Name	% Pax.	% Depts.
CSG	Columbus	100%	100%
MCN	Macon	100%	100%
SAV	Savannah	37%	55%
VLD	Valdosta	100%	100%

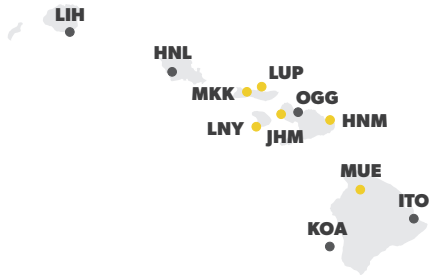
103,061
2019 Regional Departures
(22% of industry total)

470,110
2019 Industry Wide Departures

PASSENGER SERVICE IN U.S.

- Regional flights only (95% and above)
- Regional/other flights

HAWAII



EAS Community	Annual Contract Subsidy Rates 4/1/20	EAS Carrier	Start	Expiration	Order	Hub(s) Served
Hana	\$157,309	Mokulele	02/01/20	01/31/24	2020-2-3	OGG
Kamuela	\$370,294	Mokulele	07/01/19	06/30/21	2019-5-25	OGG

Code	Airport Name	% Pax.	% Depts.
HNL	Honolulu	1%	15%
HNM	Hana	100%	100%
ITO	Hilo	0%	0%
JHM	Kapalua	100%	100%
KOA	Kona	1%	20%
LIH	Lihue	0%	0%

Code	Airport Name	% Pax.	% Depts.
LNY	Lanai	100%	100%
LUP	Kalaupapa	100%	100%
MKK	Hoolehua	100%	100%
MUE	Kamuela	100%	100%
OGG	Kahului	1%	28%

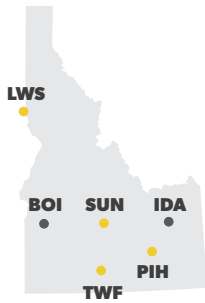
311,876
2019 Regional Enplanements
(2% of industry total)

16,326,357
2019 Industry Wide Enplanements

67,392
2019 Regional Departures
(24% of industry total)

282,424
2019 Industry Wide Departures

IDAHO



Code	Airport Name	% Pax.	% Depts.
BOI	Boise	48%	67%
IDA	Idaho Falls	74%	89%
LWS	Lewiston	100%	100%

Code	Airport Name	% Pax.	% Depts.
PIH	Pocatello	100%	100%
SUN	Sun Valley/Hailey/Ketchum	100%	100%
TWF	Twin Falls	100%	100%

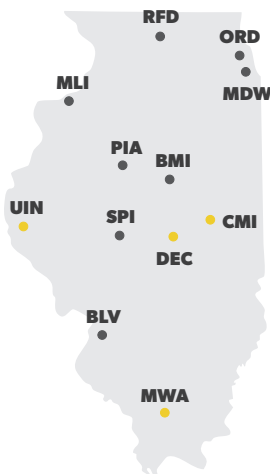
1,354,595
2019 Regional Enplanements
(55% of industry total)

2,480,402
2019 Industry Wide Enplanements

27,506
2019 Regional Departures
(73% of industry total)

37,705
2019 Industry Wide Departures

ILLINOIS



EAS Community	Annual Contract Subsidy Rates 4/1/20	EAS Carrier	Start	Expiration	Order	Hub(s) Served
Decatur	\$2,993,168	SkyWest	03/05/20	01/31/22	2019-12-4	ORD
Marion/Herrin	\$2,933,337	Cape Air	12/01/19	11/30/23	2019-10-13	BNA/STL
Quincy/Hannibal, MO	\$3,059,746	Cape Air	01/07/20	11/30/21	2019-10-13	ORD/STL

Code	Airport Name	% Pax.	% Depts.
BLV	Belleville	0%	0%
BMI	Bloomington/Normal	68%	85%
CMI	Champaign/Urbana	100%	100%
DEC	Decatur	100%	100%
MDW	Chicago Midway Intl.	2%	4%
MLI	Moline	82%	95%

Code	Airport Name	% Pax.	% Depts.
MWA	Marion/Herrin	100%	100%
ORD	Chicago O'Hare Intl.	28%	55%
PIA	Peoria	67%	88%
RFD	Rockford	0%	0%
SPI	Springfield	77%	94%
UIN	Quincy	100%	100%

11,544,478
2019 Regional Enplanements
(24% of industry total)

48,701,731
2019 Industry Wide Enplanements

334,892
2019 Regional Departures
(50% of industry total)

670,016
2019 Industry Wide Departures



2,196,037
2019 Regional Enplanements
(38% of industry total)

Code	Airport Name	% Pax.	% Depts.
EVV	Evansville	92%	98%
FWA	Fort Wayne	77%	93%

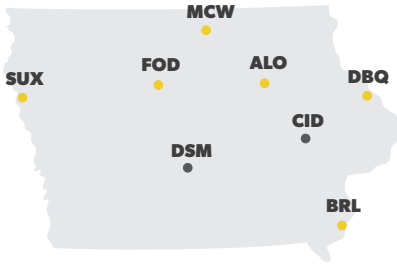
5,783,373
2019 Industry Wide Enplanements

48,681
2019 Regional Departures
(61% of industry total)

Code	Airport Name	% Pax.	% Depts.
IND	Indianapolis	29%	49%
SBN	South Bend	75%	91%

79,896
2019 Industry Wide Departures

INDIANA



1,201,092
2019 Regional Enplanements
(54% of industry total)

EAS Community	Annual Contract Subsidy Rates 4/1/20	EAS Carrier	Start	Expiration	Order	Hub(s) Served
Burlington	\$2,415,564	Air Choice One	02/01/18	01/31/22	2017-12-20	ORD/STL
Fort Dodge	\$2,920,405	Air Choice One	03/01/17	02/28/21	2016-12-28	MSP/STL
Mason City	\$2,920,405	Air Choice One	03/01/17	02/28/21	2016-12-28	MSP/ORD
Waterloo	\$1,727,411	American	05/01/18	04/30/20	2018-1-4	ORD

Code	Airport Name	% Pax.	% Depts.
ALO	Waterloo	100%	100%
BRL	Burlington	100%	100%
CID	Cedar Rapids/Iowa City	62%	85%
DBQ	Dubuque	100%	100%

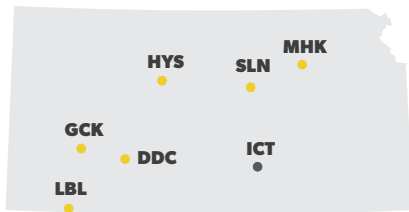
2,234,604
2019 Industry Wide Enplanements

33,482
2019 Regional Departures
(80% of industry total)

Code	Airport Name	% Pax.	% Depts.
DSM	Des Moines	46%	70%
FOD	Fort Dodge	100%	100%
MCW	Mason City	100%	100%
SUX	Sioux City	100%	100%

41,634
2019 Industry Wide Departures

IOWA



518,462
2019 Regional Enplanements
(50% of industry total)

EAS Community	Annual Contract Subsidy Rates 4/1/20	EAS Carrier	Start	Expiration	Order	Hub(s) Served
Dodge City	\$3,774,652	SkyWest	02/13/20	01/31/23	2019-12-9	DEN
Garden City	\$873,861	American	08/01/18	07/31/20	2018-5-13	DFW
Hays	\$3,123,573	SkyWest	08/01/18	07/31/21	2018-5-13	DEN
Liberal/Guymon, OK	\$3,788,409	SkyWest	02/01/20	01/31/23	2019-12-9	DEN
Salina	\$3,310,166	SkyWest	04/01/20	03/31/23	2020-1-15	DEN/ORD

Code	Airport Name	% Pax.	% Depts.
DDC	Dodge City	100%	100%
GCK	Garden City	100%	100%
HYS	Hays	100%	100%
ICT	Wichita	41%	62%

1,040,437
2019 Industry Wide Enplanements

16,193
2019 Regional Departures
(75% of industry total)

Code	Airport Name	% Pax.	% Depts.
LBL	Liberal	100%	100%
MHK	Manhattan/Ft. Riley	100%	100%
SLN	Salina	100%	100%

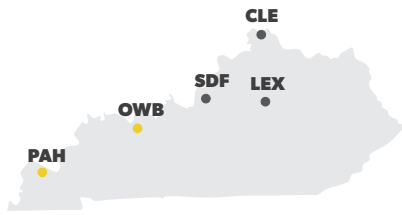
21,619
2019 Industry Wide Departures

KANSAS

PASSENGER SERVICE IN U.S.

- Regional flights only (95% and above)
- Regional/other flights

KENTUCKY



EAS Community	Annual Contract Subsidy Rates 4/1/20	EAS Carrier	Start	Expiration	Order	Hub(s) Served
Owensboro	\$2,038,398	Cape Air	01/01/20	12/31/21	2019-10-14	BNA/STL
Paducah	\$3,117,436	SkyWest	02/01/20	01/31/23	2020-2-1	ORD

Code	Airport Name	% Pax.	% Depts.
CVG	Cincinnati	37%	62%
LEX	Lexington	73%	90%
OWB	Owensboro	28%	96%

Code	Airport Name	% Pax.	% Depts.
PAH	Paducah	100%	100%
SDF	Louisville	44%	68%

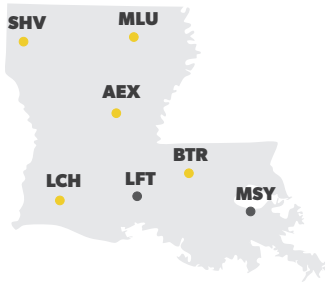
3,080,794
2019 Regional Enplanements
(43% of industry total)

7,196,502
2019 Industry Wide Enplanements

71,073
2019 Regional Departures
(69% of industry total)

103,524
2019 Industry Wide Departures

LOUISIANA



Code	Airport Name	% Pax.	% Depts.
AEX	Alexandria	100%	100%
BTR	Baton Rouge	97%	99%
LCH	Lake Charles	100%	100%
LFT	Lafayette	80%	90%

Code	Airport Name	% Pax.	% Depts.
MLU	Monroe	100%	100%
MSY	New Orleans	4%	8%
SHV	Shreveport	91%	97%

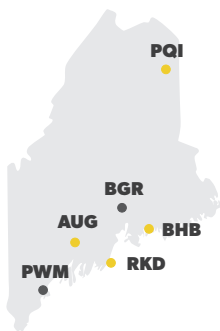
1,480,209
2019 Regional Enplanements
(18% of industry total)

8,179,050
2019 Industry Wide Enplanements

34,652
2019 Regional Departures
(38% of industry total)

90,976
2019 Industry Wide Departures

MAINE



EAS Community	Annual Contract Subsidy Rates 4/1/20	EAS Carrier	Start	Expiration	Order	Hub(s) Served
Augusta/Waterville	\$2,109,977	Cape Air	11/01/18	10/31/22	2018-9-4	BOS
Bar Harbor (Labor Day to Memorial Day)	\$1,886,213	Cape Air	07/01/16	06/30/20	2016-4-10	BOS
Bar Harbor (Memorial Day to Labor Day)	\$1,399,714	Silver Airways	07/01/18	09/07/20	2018-5-9	BOS
Presque Isle/Houlton	\$4,780,955	United	07/01/18	06/30/20	2018-3-18	EWR
Rockland	\$2,306,851	Cape Air	11/01/18	10/31/22	2018-9-4	BOS

Code	Airport Name	% Pax.	% Depts.
AUG	Augusta/Waterville	100%	100%
BGR	Bangor	79%	93%
BHB	Bar Harbor	100%	100%

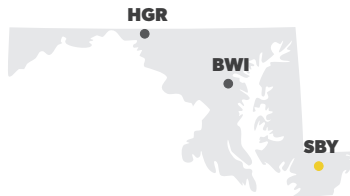
Code	Airport Name	% Pax.	% Depts.
PQI	Presque Isle/Houlton	100%	100%
PWM	Portland	48%	69%
RKD	Rockland	100%	100%

799,563
2019 Regional Enplanements
(56% of industry total)

1,432,996
2019 Industry Wide Enplanements

24,503
2019 Regional Departures
(82% of industry total)

29,777
2019 Industry Wide Departures



313,814
2019 Regional Enplanements
(2% of industry total)

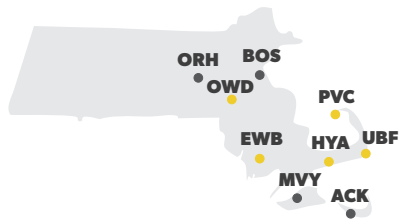
Code	Airport Name	% Pax.	% Depts.
BWI	Baltimore	2%	9%
HGR	Hagerstown	9%	85%

13,411,414
2019 Industry Wide Enplanements

13,789
2019 Regional Departures
(11% of industry total)

Code	Airport Name	% Pax.	% Depts.
SBY	Salisbury	100%	100%

120,768
2019 Industry Wide Departures



1,345,714
2019 Regional Enplanements
(7% of industry total)

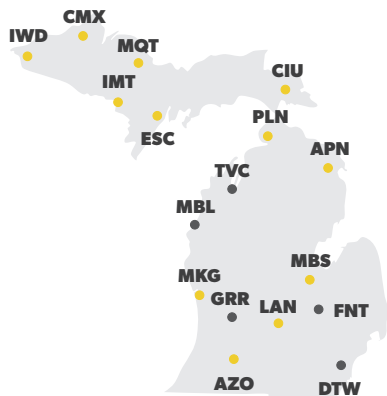
Code	Airport Name	% Pax.	% Depts.
ACK	Nantucket	58%	93%
BOS	Boston	7%	24%
EWB	New Bedford/Fall River	100%	100%
HYA	Hyannis	76%	98%
MVY	Martha's Vineyard	60%	96%

17,998,975
2019 Industry Wide Enplanements

89,687
2019 Regional Departures
(32% of industry total)

Code	Airport Name	% Pax.	% Depts.
ORH	Worcester	22%	37%
OWD	Norwood	100%	100%
PVC	Provincetown	100%	100%
UBF	Chatham	100%	100%

275,993
2019 Industry Wide Departures



6,589,206
2019 Regional Enplanements
(31% of industry total)

EAS Community	Annual Contract Subsidy Rates 4/1/20	EAS Carrier	Start	Expiration	Order	Hub(s) Served
Alpena	\$2,404,327	SkyWest	10/01/18	09/30/20	2018-5-38	DTW
Escanaba	\$3,017,718	SkyWest	01/01/19	12/31/20	2018-6-18	DTW
Hancock/Houghton	\$2,204,520	SkyWest	02/01/20	01/31/23	2020-2-1	ORD
Iron Mountain/Kingsford	\$3,275,512	SkyWest	02/01/19	01/31/21	2018-10-18	DTW/MSP
Ironwood/Ashland, WI	\$3,513,814	Air Choice One	08/01/16	07/31/20	2016-6-16	MSP/ORD
Manistee/Ludington	\$2,990,575	AEAS/North Country Sky	08/01/18	09/30/20	2018-4-19	MDW
Muskegon	\$3,174,790	SkyWest	02/01/20	01/31/23	2020-2-1	ORD
Pellston	\$1,724,962	SkyWest	02/01/20	01/31/22	2020-1-11	DTW
Sault Ste. Marie	\$2,729,306	SkyWest	02/01/19	01/31/21	2018-10-18	DTW/MSP

Code	Airport Name	% Pax.	% Depts.
APN	Alpena	100%	100%
AZO	Kalamazoo	100%	100%
CIU	Sault Ste. Marie	100%	100%
CMX	Hancock/Houghton	100%	100%
DTW	Detroit	27%	50%
ESC	Escanaba	100%	100%
FNT	Flint	51%	77%
GRR	Grand Rapids	35%	64%
IMT	Iron Mountain/Kingsfd	100%	100%

20,920,119
2019 Industry Wide Enplanements

140,321
2019 Regional Departures
(56% of industry total)

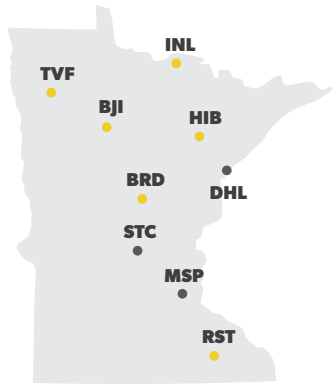
Code	Airport Name	% Pax.	% Depts.
IWD	Ironwood	100%	100%
LAN	Lansing	100%	100%
MBL	Manistee	0%	0%
MBS	Saginaw/BayCity/Midland	100%	100%
MKG	Muskegon	100%	100%
MQT	Marquette	100%	100%
PLN	Pellston	100%	100%
TVC	Traverse City	87%	95%

248,598
2019 Industry Wide Departures

PASSENGER SERVICE IN U.S.

- Regional flights only (95% and above)
- Regional/other flights

MINNESOTA



EAS Community	Annual Contract Subsidy Rates 4/1/20	EAS Carrier	Start	Expiration	Order	Hub(s) Served
Bemidji	\$1,344,499	SkyWest	03/01/20	02/28/22	2020-1-13	MSP
Brainerd	\$1,973,113	SkyWest	02/01/19	01/31/21	2018-10-18	MSP
Chisholm/Hibbing	\$2,792,813	SkyWest	06/01/18	05/31/20	2018-2-10	MSP
International Falls	\$2,981,632	SkyWest	02/01/19	01/31/21	2018-10-18	MSP
Thief River Falls	\$3,434,069	Boutique Air	06/01/18	05/31/20	2018-1-17	MSP

Code	Airport Name	% Pax.	% Depts.
BJI	Bemidji	100%	100%
BRD	Brainerd	100%	100%
DLH	Duluth	83%	90%
HIB	Hibbing	100%	100%
INL	International Falls	100%	100%

Code	Airport Name	% Pax.	% Depts.
MSP	Minneapolis	20%	39%
RST	Rochester	100%	100%
STC	St. Cloud	0%	0%
TVF	Thief River Falls	100%	100%

4,160,188
2019 Regional Enplanements
(21% of industry total)

19,430,482
2019 Industry Wide Enplanements

85,831
2019 Regional Departures
(43% of industry total)

200,462
2019 Industry Wide Departures

MISSISSIPPI



EAS Community	Annual Contract Subsidy Rates 4/1/20	EAS Carrier	Start	Expiration	Order	Hub(s) Served
Greenville	\$2,862,063	Boutique Air	10/01/17	09/30/21	2017-6-23	ATL/DFW
Laurel/Hattiesburg	\$3,066,327	SkyWest	11/01/18	10/31/20	2018-6-23	DFW
Meridian	\$3,265,490	SkyWest	11/01/18	10/31/20	2018-6-23	DFW/ORD
Tupelo	\$3,932,032	AEAS/Contour	03/01/18	09/30/20	2018-3-17	BNA

Code	Airport Name	% Pax.	% Depts.
GLH	Greenville	100%	100%
GPT	Gulfport/Biloxi	73%	87%
GTR	Columbus	100%	100%
JAN	Jackson/Vicksburg	52%	72%

Code	Airport Name	% Pax.	% Depts.
MEI	Meridian	100%	100%
PIB	Hattiesburg/Laurel	100%	100%
TUP	Tupelo	100%	100%

600,613
2019 Regional Enplanements
(64% of industry total)

942,899
2019 Industry Wide Enplanements

16,023
2019 Regional Departures
(84% of industry total)

19,121
2019 Industry Wide Departures



RAA MEMBERS GIVE BACK

CapeAir Partners with Local Organization to Address Diaper Shortage

Cape Air accepted the first of multiple diaper deliveries in partnership with A Baby Center, a non-profit that provides critical basic items for infants and toddlers living in the Cape Cod area. Cape Air offered up space to store over 300,000 diapers to A Baby Center, after the organization quickly outgrew their current storage facility. Due to shortages from the pandemic, diaper demand has increased dramatically. Cape Air and A Baby Center are honored to have the opportunity to work together to meet an essential community need, especially during a time of adversity where generosity and compassion can have a profound impact on the lives of others.

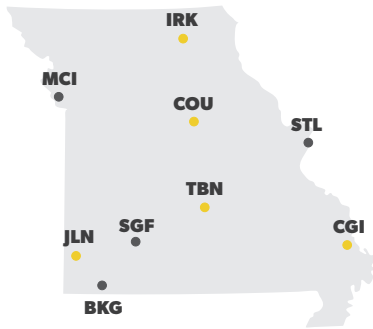


Photo via: Steve Heaslip, Cape Cod Times

PASSENGER SERVICE IN U.S.

- Regional flights only (95% and above)
- Regional/other flights

MISSOURI



EAS Community	Annual Contract Subsidy Rates 4/1/20	EAS Carrier	Start	Expiration	Order	Hub(s) Served
Cape Girardeau/Sikeston	\$3,371,863	SkyWest	12/01/19	11/30/21	2019-10-13	ORD
Fort Leonard Wood	\$3,111,628	AEAS/Contour	02/01/19	09/30/21	2018-12-13	STL
Kirkville	\$2,110,803	Cape Air	10/01/16	09/30/20	2016-8-14	STL

Code	Airport Name	% Pax.	% Depts.
BKG	Branson	0%	0%
CGI	Cape Girardeau	100%	100%
COU	Columbia	100%	100%
IRK	Kirkville	100%	100%
JLN	Joplin	100%	100%

Code	Airport Name	% Pax.	% Depts.
MCI	Kansas City	14%	26%
SGF	Springfield	80%	94%
STL	St. Louis	14%	36%
TBN	Fort Leonard Wood	100%	100%

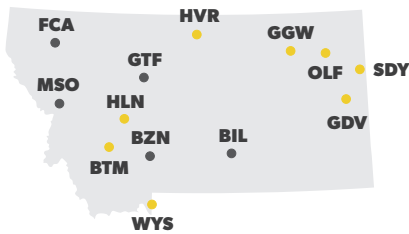
2,553,122
2019 Regional Enplanements
(17% of industry total)

14,590,045
2019 Industry Wide Enplanements

72,333
2019 Regional Departures
(40% of industry total)

180,350
2019 Industry Wide Departures

MONTANA



EAS Community	Annual Contract Subsidy Rates 4/1/20	EAS Carrier	Start	Expiration	Order	Hub(s) Served
Butte	\$796,249	SkyWest	01/01/20	12/31/21	2019-12-5	SLC
Glasgow	\$2,137,131	Cape Air	01/01/20	12/31/23	2019-10-11	BIL
Glendive	\$2,308,580	Cape Air	01/01/20	12/31/23	2019-10-11	BIL
Havre	\$2,274,015	Cape Air	01/01/20	12/31/23	2019-10-11	BIL
Sidney	\$4,220,148	Cape Air	01/01/20	12/31/23	2019-10-11	BIL
West Yellowstone	\$649,630	SkyWest	05/09/19	10/13/20	2019-3-4	SLC
Wolf Point	\$2,298,572	Cape Air	01/01/20	12/31/23	2019-10-11	BIL

Code	Airport Name	% Pax.	% Depts.
BIL	Billings	44%	80%
BTM	Butte	100%	100%
BZN	Bozeman	32%	52%
FCA	Kalispell	54%	75%
GDV	Glendive	100%	100%
GGW	Glasgow	100%	100%
GTF	Great Falls	76%	91%

Code	Airport Name	% Pax.	% Depts.
HLN	Helena	100%	100%
HVR	Havre	100%	100%
MSO	Missoula	51%	70%
OLF	Wolf Point	100%	100%
SDY	Sidney	100%	100%
WYS	West Yellowstone	100%	100%

1,182,966
2019 Regional Enplanements
(49% of industry total)

2,406,691
2019 Industry Wide Enplanements

32,770
2019 Regional Departures
(77% of industry total)

42,368
2019 Industry Wide Departures



EAS Community	Annual Contract Subsidy Rates 4/1/20	EAS Carrier	Start	Expiration	Order	Hub(s) Served
Alliance	\$2,299,631	KeyLimeAir/DAC	06/01/19	05/31/21	2019-3-6	DEN
Chadron	\$2,456,787	Boutique Air	06/01/19	05/31/21	2019-3-6	DEN
Grand Island	\$389,392	American	07/01/19	06/30/21	2019-5-16	DFW
Kearney	\$3,675,276	SkyWest	08/01/18	08/31/20	2017-12-23	DEN
McCook	\$2,462,456	Boutique Air	06/01/18	05/31/22	2018-5-10	DEN
North Platte	\$3,419,349	SkyWest	02/01/20	01/31/23	2019-10-15	DEN
Scottsbluff	\$2,989,039	SkyWest	02/01/20	01/31/23	2019-10-15	DEN

Code	Airport Name	% Pax.	% Depts.
AIA	Alliance	100%	100%
BFF	Scottsbluff	100%	100%
CDR	Chadron	100%	100%
EAR	Kearney	100%	100%
GRI	Grand Island	48%	78%

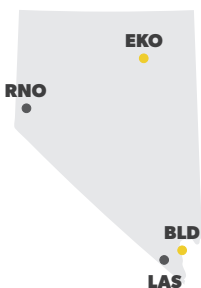
Code	Airport Name	% Pax.	% Depts.
LBF	North Platte	100%	100%
LNK	Lincoln	100%	100%
MCK	McCook	100%	100%
OMA	Omaha	31%	53%

1,023,970
2019 Regional Enplanements
(37% of industry total)

2,784,098
2019 Industry Wide Enplanements

25,542
2019 Regional Departures
(64% of industry total)

39,809
2019 Industry Wide Departures



Code	Airport Name	% Pax.	% Depts.
BLD	Boulder City	100%	100%
EKO	Elko	100%	100%

Code	Airport Name	% Pax.	% Depts.
LAS	Las Vegas	2%	4%
RNO	Reno	25%	44%

969,404
2019 Regional Enplanements
(4% of industry total)

25,169,643
2019 Industry Wide Enplanements

19,640
2019 Regional Departures
(9% of industry total)

217,673
2019 Industry Wide Departures



EAS Community	Annual Contract Subsidy Rates 4/1/20	EAS Carrier	Start	Expiration	Order	Hub(s) Served
Lebanon/White River Jct.	\$3,710,748	Cape Air	12/01/18	11/30/22	2018-9-14	BOS/HPN

Code	Airport Name	% Pax.	% Depts.
LEB	Lebanon-Hanover	100%	100%
MHT	Manchester	41%	62%

Code	Airport Name	% Pax.	% Depts.
PSM	Portsmouth	0%	0%

362,896
2019 Regional Enplanements
(39% of industry total)

926,381
2019 Industry Wide Enplanements

10,473
2019 Regional Departures
(71% of industry total)

14,738
2019 Industry Wide Departures

PASSENGER SERVICE IN U.S.

- Regional flights only (95% and above)
- Regional/other flights

NEW JERSEY



3,292,909
2019 Regional Enplanements
(15% of industry total)

Code	Airport Name	% Pax.	% Depts.
ACY	Atlantic City	0%	0%
EWR	Newark Liberty Intl.	16%	36%

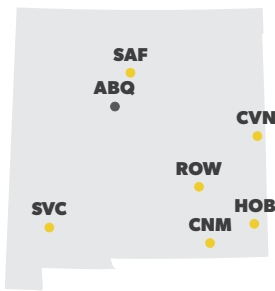
Code	Airport Name	% Pax.	% Depts.
TTN	Trenton-Mercer	0%	0%

21,482,538
2019 Industry Wide
Enplanements

706
2019 Regional Departures
(18% of industry total)

3,959
2019 Industry Wide
Departures

NEWMEXICO



810,802
2019 Regional Enplanements
(28% of industry total)

EAS Community	Annual Contract Subsidy Rates 4/1/20	EAS Carrier	Start	Expiration	Order	Hub(s) Served
Carlsbad	\$2,835,041	Boutique Air	06/01/19	05/31/21	2019-4-19	ABQ/DFW
Clovis	\$4,388,157	Boutique Air	02/01/20	04/30/20	2020-2-2	DFW
Silver City/Hurley/Deming	\$3,513,367	Advanced Air	01/01/19	12/31/20	2018-10-15	ABQ/PHX

Code	Airport Name	% Pax.	% Depts.
ABQ	Albuquerque	21%	44%
CNM	Carlsbad	100%	100%
CVN	Clovis	100%	100%
HOB	Hobbs	100%	100%

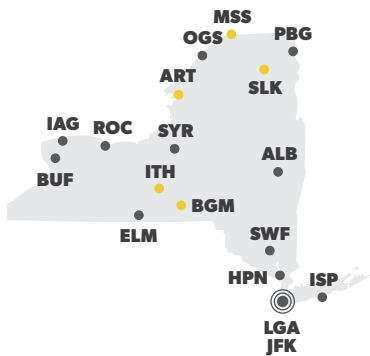
Code	Airport Name	% Pax.	% Depts.
ROW	Roswell	100%	100%
SAF	Santa Fe	100%	100%
SVC	Silver City/Hurley	100%	100%

2,942,604
2019 Industry Wide
Enplanements

22,772
2019 Regional Departures
(57% of industry total)

40,120
2019 Industry Wide
Departures

NEW YORK



9,145,047
2019 Regional Enplanements
(21% of industry total)

EAS Community	Annual Contract Subsidy Rates 4/1/20	EAS Carrier	Start	Expiration	Order	Hub(s) Served
Massena	\$3,074,254	Boutique Air	04/01/19	03/31/21	2019-3-3	BOS
Ogdensburg	\$2,998,813	SkyWest	05/03/19	03/31/21	2019-3-3	IAD/ORD
Plattsburgh	\$3,371,895	SkyWest	07/01/18	06/30/20	2018-3-18	IAD
Saranac Lake/Lake Placid	\$2,107,229	Cape Air	03/01/18	02/28/22	2018-1-15	BOS
Watertown (NY)	\$3,588,908	American	02/01/20	01/31/22	2020-1-12	PHL

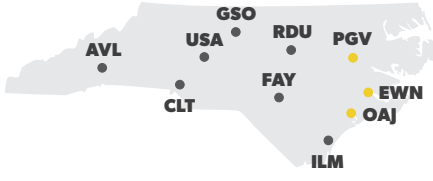
Code	Airport Name	% Pax.	% Depts.
ALB	Albany	28%	55%
ART	Watertown	100%	100%
BGM	Binghamton	100%	100%
BUF	Buffalo	28%	46%
ELM	Elmira/Corning	71%	89%
HPN	White Plains	43%	68%
IAG	Niagara Falls	0%	0%
ISP	Islip	4%	14%
ITH	Ithaca/Cortland	100%	100%

Code	Airport Name	% Pax.	% Depts.
JFK	John F. Kennedy Intl.	9%	17%
LGA	New York LaGuardia	29%	48%
MSS	Massena	100%	100%
OGS	Ogdensburg	45%	91%
PBG	Plattsburgh	14%	46%
ROC	Rochester	50%	70%
SLK	Saranac Lake/Lake Placid	100%	100%
SWF	Newburgh/Poughkeepsie	38%	62%
SYR	Syracuse	44%	65%

43,662,944
2019 Industry Wide
Enplanements

277,653
2019 Regional Departures
(38% of industry total)

734,224
2019 Industry Wide
Departures



10,828,447
2019 Regional Enplanements
(32% of industry total)

Code	Airport Name	% Pax.	% Depts.
AVL	Asheville	46%	68%
CLT	Charlotte	32%	52%
EWN	New Bern/Morehead	100%	100%
FAY	Fayetteville	79%	91%
GSO	Greensboro/High Point	59%	79%

34,159,909
2019 Industry Wide Enplanements

Code	Airport Name	% Pax.	% Depts.
ILM	Wilmington	69%	84%
OAJ	Jacksonville/Camp Lejeune	100%	100%
PGV	Greenville	100%	100%
RDU	Raleigh/Durham	19%	33%
USA	Concord	0%	0%

210,500
2019 Regional Departures
(52% of industry total)

407,747
2019 Industry Wide Departures



820,108
2019 Regional Enplanements
(68% of industry total)

EAS Community	Annual Contract Subsidy Rates 4/1/20	EAS Carrier	Start	Expiration	Order	Hub(s) Served
Devils Lake	\$3,935,087	SkyWest	07/01/18	06/30/20	2018-5-12	DEN
Dickinson	\$3,650,000	United	10/01/18	09/30/20	2018-6-17	DEN
Jamestown (ND)	\$2,688,493	SkyWest	07/01/18	06/30/20	2018-5-12	DEN

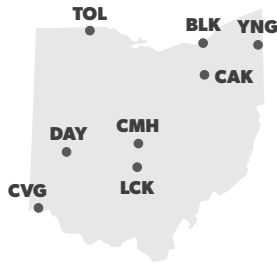
Code	Airport Name	% Pax.	% Depts.
BIS	Bismarck/Mandan	65%	83%
DIK	Dickinson	100%	100%
DVL	Devils Lake	100%	100%
FAR	Fargo	58%	83%
GFK	Grand Forks	73%	89%

1,206,196
2019 Industry Wide Enplanements

Code	Airport Name	% Pax.	% Depts.
ISN	Williston	100%	100%
JMS	Jamestown	100%	100%
MOT	Minot	71%	89%
XWA	Williston	100%	100%

20,436
2019 Regional Departures
(87% of industry total)

23,372
2019 Industry Wide Departures



3,507,712
2019 Regional Enplanements
(33% of industry total)

Code	Airport Name	% Pax.	% Depts.
BKL	Burke Lakefront	0%	0%
CAK	Akron	73%	89%
CLE	Cleveland	23%	46%
CMH	Columbus	32%	54%

10,592,004
2019 Industry Wide Enplanements

Code	Airport Name	% Pax.	% Depts.
DAY	Dayton	78%	92%
LCK	Columbus	0%	0%
LUK	Lunken Municipal	0%	0%
TOL	Toledo	53%	82%

81,633
2019 Regional Departures
(57% of industry total)

143,573
2019 Industry Wide Departures



1,332,387
2019 Regional Enplanements
(35% of industry total)

Code	Airport Name	% Pax.	% Depts.
LAW	Lawton/Fort Sill	100%	100%
OKC	Oklahoma City	36%	54%

3,807,420
2019 Industry Wide Enplanements

Code	Airport Name	% Pax.	% Depts.
SWO	Stillwater	100%	100%
TUL	Tulsa	30%	46%

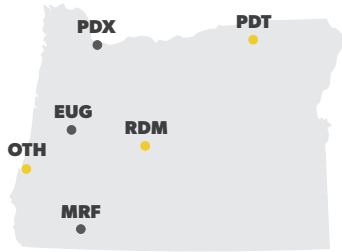
29,446
2019 Regional Departures
(53% of industry total)

56,069
2019 Industry Wide Departures

PASSENGER SERVICE IN U.S.

- Regional flights only (95% and above)
- Regional/other flights

OREGON



EAS Community	Annual Contract Subsidy Rates 4/1/20	EAS Carrier	Start	Expiration	Order	Hub(s) Served
Pendleton	\$2,558,939	Boutique Air	01/01/19	12/31/22	2018-11-4	PDX

Code	Airport Name	% Pax.	% Depts.	Code	Airport Name	% Pax.	% Depts.
EUG	Eugene	70%	88%	PDT	Pendleton	100%	100%
MFR	Medford	81%	92%	PDX	Portland	20%	43%
OTH	North Bend/Coos Bay	100%	100%	RDM	Bend/Redmond	95%	97%

3,237,026

2019 Regional Enplanements
(29% of industry total)

11,244,509

2019 Industry Wide Enplanements

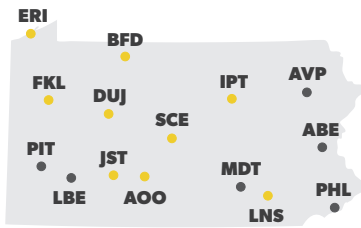
78,591

2019 Regional Departures
(55% of industry total)

143,036

2019 Industry Wide Departures

PENNSYLVANIA



EAS Community	Annual Contract Subsidy Rates 4/1/20	EAS Carrier	Start	Expiration	Order	Hub(s) Served
Altoona	\$2,544,280	Southern	10/01/18	09/30/20	2018-8-23	BWI/PIT
Bradford	\$2,364,885	Southern	11/01/18	10/31/20	2018-10-6	PIT
DuBois	\$3,199,007	Southern	11/01/18	10/31/20	2018-9-5	BWI/PIT
Johnstown	\$3,163,097	Boutique Air	11/01/18	10/31/20	2018-8-18	BWI/PIT
Lancaster	\$2,504,174	Southern	11/05/12	12/31/20	2019-12-12	BWI/PIT
Lancaster	\$2,504,174	Southern	04/01/19	12/31/19	2020-3-11	BWI/PIT

Code	Airport Name	% Pax.	% Depts.	Code	Airport Name	% Pax.	% Depts.
ABE	Allentown/Bethlehem	54%	79%	JST	Johnstown	100%	100%
AOO	Altoona	100%	100%	LBE	Latrobe	0%	0%
AVP	Scranton/Wilkes-Barre	89%	95%	LNS	Lancaster	100%	100%
BFD	Bradford	100%	100%	MDT	Harrisburg	54%	78%
DUJ	DuBois	100%	100%	PHL	Philadelphia	23%	46%
ERI	Erie	100%	100%	PIT	Pittsburgh	25%	48%
FKL	Franklin/Oil City	100%	100%	SCE	State College	98%	99%
IPT	Williamsport	100%	100%				

5,967,947

2019 Regional Enplanements
(27% of industry total)

22,212,860

2019 Industry Wide Enplanements

150,707

2019 Regional Departures
(52% of industry total)

289,037

2019 Industry Wide Departures

RHODEISLAND



Code	Airport Name	% Pax.	% Depts.	Code	Airport Name	% Pax.	% Depts.
BID	Block Island	100%	100%	WST	Westerly	100%	100%
PVD	Providence	22%	40%				

456,703

2019 Regional Enplanements
(23% of industry total)

1,979,837

2019 Industry Wide Enplanements

8,111

2019 Regional Departures
(40% of industry total)

20,258

2019 Industry Wide Departures



RAA MEMBERS GIVE BACK

Republic Partners with Community Organizations and Hosts A Free Virtual Aviation Summer Camp

Republic Airways believes they can make the best impact by focusing their efforts on three main areas: children and education; global health and wellness; military and veterans. They also believe they can do their best work in partnership with organizations on local and national levels that are dedicated to these areas. Some of their partners include American Cancer Society, Children's Miracle Network, Samaritan's Feet, United States National Guard, Girl Scouts, Junior Achievement and Food for the Poor. This year their aviation training academy, LIFT Academy, hosted a free virtual summer camp called LIFT Academy FlyBy where high school aged individuals could tune in to interactive lessons on forces of flight, day-in-the-life videos on aviation pathways, and more.



PASSENGER SERVICE IN U.S.

- Regional flights only (95% and above)
- Regional/other flights

SOUTH CAROLINA



Code	Airport Name	% Pax.	% Depts.
CAE	Columbia	61%	78%
CHS	Charleston	32%	48%
FLO	Florence	100%	100%

Code	Airport Name	% Pax.	% Depts.
GSP	Greenville-Spartanburg	49%	70%
HHH	Hilton Head	100%	100%
MYR	Myrtle Beach	18%	33%

2,161,609
2019 Regional Enplanements
(37% of industry total)

5,800,012
2019 Industry Wide Enplanements

42,816
2019 Regional Departures
(58% of industry total)

73,787
2019 Industry Wide Departures

SOUTH DAKOTA



EAS Community	Annual Contract Subsidy Rates 4/1/20	EAS Carrier	Start	Expiration	Order	Hub(s) Served
Aberdeen	\$1,298,572	SkyWest	03/01/20	02/28/22	2020-1-13	MSP
Pierre	\$3,638,439	SkyWest	02/13/19	04/30/21	2019-2-12	DEN
Watertown (SD)	\$3,244,118	SkyWest	02/13/19	04/30/21	2019-2-12	DEN/ORD

Code	Airport Name	% Pax.	% Depts.
ABR	Aberdeen	100%	100%
ATY	Watertown	100%	100%
FSD	Sioux Falls	56%	80%

Code	Airport Name	% Pax.	% Depts.
PIR	Pierre	100%	100%
RAP	Rapid City	78%	90%

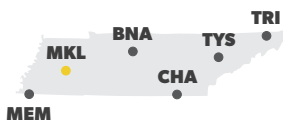
646,068
2019 Regional Enplanements
(66% of industry total)

978,491
2019 Industry Wide Enplanements

15,789
2019 Regional Departures
(86% of industry total)

18,386
2019 Industry Wide Departures

TENNESSEE



EAS Community	Annual Contract Subsidy Rates 4/1/20	EAS Carrier	Start	Expiration	Order	Hub(s) Served
Jackson	\$1,884,399	Air Choice One	06/01/17	05/31/21	2017-3-11	ATL/STL

Code	Airport Name	% Pax.	% Depts.
BNA	Nashville	12%	27%
CHA	Chattanooga	76%	90%
MEM	Memphis	29%	52%

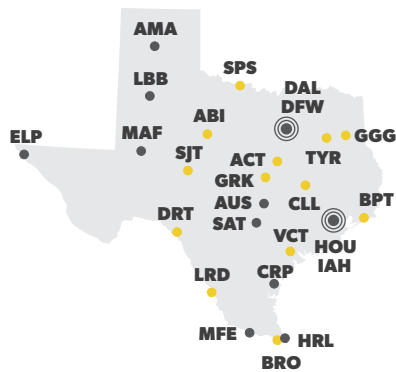
Code	Airport Name	% Pax.	% Depts.
MKL	Jackson	100%	100%
TRI	Bristol/Johnson City	72%	88%
TYS	Knoxville	67%	86%

3,225,408
2019 Regional Enplanements
(24% of industry total)

13,346,734
2019 Industry Wide Enplanements

73,617
2019 Regional Departures
(46% of industry total)

160,158
2019 Industry Wide Departures



EAS Community	Annual Contract Subsidy Rates 4/1/20	EAS Carrier	Start	Expiration	Order	Hub(s) Served
Victoria	\$3,411,412	Boutique Air	11/01/18	10/31/20	2018-9-18	DFW/IAH

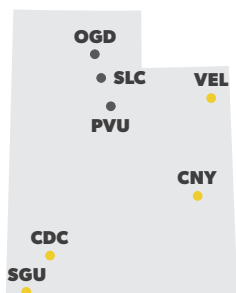
Code	Airport Name	% Pax.	% Depts.	Code	Airport Name	% Pax.	% Depts.
ABI	Abilene	100%	100%	GRK	Killeen	100%	100%
ACT	Waco	100%	100%	HOU	Houston William P. Hobby	2%	4%
AMA	Amarillo	47%	74%	HRL	Harlingen/San Benito	30%	52%
AUS	Austin	4%	7%	IAH	Houston George Bush Intl.	28%	50%
BPT	Beaumont/Port Arthur	100%	100%	LBB	Lubbock	39%	66%
BRO	Brownsville	100%	100%	LRD	Laredo	84%	97%
CLL	College Station/Bryan	100%	100%	MAF	Midland/Odessa	40%	60%
CRP	Corpus Christi	67%	84%	MFE	Mission/McAllen/Edinburg	49%	70%
DAL	Dallas Love Field	3%	6%	SAT	San Antonio	9%	17%
DFW	Dallas/Fort Worth	19%	41%	SJT	San Angelo	100%	100%
DRT	Del Rio	100%	100%	SPS	Wichita Falls	100%	100%
ELP	El Paso	31%	54%	TYR	Tyler	85%	98%
GGG	Longview	100%	100%	VCT	Victoria	100%	100%

16,070,274
2019 Regional Enplanements
(18% of industry total)

89,649,044
2019 Industry Wide Enplanements

412,298
2019 Regional Departures
(39% of industry total)

1,063,880
2019 Industry Wide Departures



EAS Community	Annual Contract Subsidy Rates 4/1/20	EAS Carrier	Start	Expiration	Order	Hub(s) Served
Cedar City	\$2,576,773	SkyWest	01/01/19	12/31/21	2019-6-15	SLC
Moab	\$2,978,980	SkyWest	05/01/18	06/30/20	2017-12-12	DEN
Vernal	\$3,097,656	SkyWest	06/26/18	06/30/20	2017-12-12	DEN

Code	Airport Name	% Pax.	% Depts.	Code	Airport Name	% Pax.	% Depts.
CDC	Cedar City	100%	100%	SGU	St. George	98%	99%
CNY	Moab	100%	100%	SLC	Salt Lake City	23%	42%
OGD	Ogden	0%	0%	VEL	Vernal	100%	100%
PVU	Provo	0%	0%				

3,152,835
2019 Regional Enplanements
(24% of industry total)

13,107,807
2019 Industry Wide Enplanements

57,518
2019 Regional Departures
(43% of industry total)

132,237
2019 Industry Wide Departures



EAS Community	Annual Contract Subsidy Rates 4/1/20	EAS Carrier	Start	Expiration	Order	Hub(s) Served
Rutland	\$1,702,873	Cape Air	11/01/19	10/31/21	2019-6-16	BOS

Code	Airport Name	% Pax.	% Depts.	Code	Airport Name	% Pax.	% Depts.
BTV	Burlington	72%	81%	RUT	Rutland	100%	100%

496,897
2019 Regional Enplanements
(72% of industry total)

691,672
2019 Industry Wide Enplanements

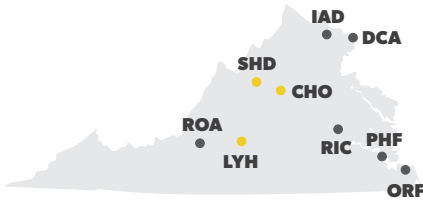
12,168
2019 Regional Departures
(84% of industry total)

14,532
2019 Industry Wide Departures

PASSENGER SERVICE IN U.S.

- Regional flights only (95% and above)
- Regional/other flights

VIRGINIA



EAS Community	Annual Contract Subsidy Rates 4/1/20	EAS Carrier	Start	Expiration	Order	Hub(s) Served
Staunton	\$3,238,406	SkyWest	04/01/20	03/31/23	2020-3-11	IAD/ORD

Code	Airport Name	% Pax.	% Depts.
CHO	Charlottesville	91%	96%
DCA	Washington National	31%	50%
IAD	Washington Dulles	31%	53%
LYH	Lynchburg	100%	100%
ORF	Norfolk	40%	66%

Code	Airport Name	% Pax.	% Depts.
PHF	Newport News/Williamsburg	84%	82%
RIC	Richmond	38%	64%
ROA	Roanoke	81%	93%
SHD	Staunton	100%	100%

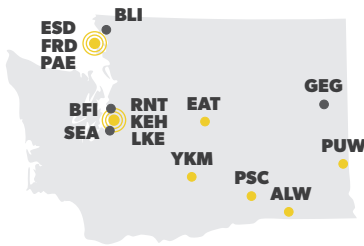
9,054,935
2019 Regional Enplanements
(35% of industry total)

26,157,217
2019 Industry Wide Enplanements

196,587
2019 Regional Departures
(57% of industry total)

346,866
2019 Industry Wide Departures

WASHINGTON



Code	Airport Name	% Pax.	% Depts.
ALW	Walla Walla	100%	100%
BFI	Seattle	98%	73%
BLI	Bellingham	27%	51%
EAT	Wenatchee	100%	100%
ESD	Eastsound	100%	100%
FRD	Friday Harbor	100%	100%
GEG	Spokane	37%	60%
GEG	Spokane	36%	56%

Code	Airport Name	% Pax.	% Depts.
KEH	Kenmore	100%	100%
LKE	Seattle	100%	100%
PAE	Everett	100%	100%
PSC	Pasco/Kennewick/Richland	87%	95%
PUW	Pullman	100%	100%
RNT	Renton	100%	100%
SEA	Seattle	17%	35%
YKM	Yakima	100%	100%

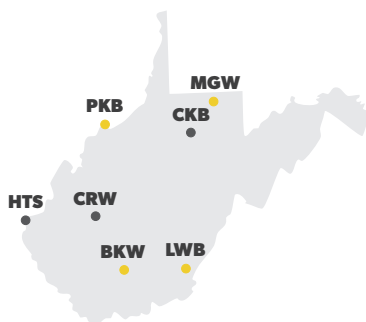
5,948,158
2019 Regional Enplanements
(22% of industry total)

26,941,416
2019 Industry Wide Enplanements

134,116
2019 Regional Departures
(43% of industry total)

313,111
2019 Industry Wide Departures

WEST VIRGINIA



EAS Community	Annual Contract Subsidy Rates 4/1/20	EAS Carrier	Start	Expiration	Order	Hub(s) Served
Beckley	\$2,827,968	AEAS/Contour	12/01/18	09/30/21	2018-10-8	CLT
Clarksburg/Fairmont	\$2,799,356	SkyWest	11/01/19	10/31/21	2019-10-3	IAD/ORD
Greenbrier/White Sulphur Springs/Lewisburg	\$3,758,289	SkyWest	04/01/20	03/31/23	2020-3-11	IAD/ORD
Morgantown	\$3,128,256	Southern	11/01/18	10/31/20	2018-9-5	BWI/PIT
Parkersburg/Marietta, OH	\$2,134,573	AEAS/Contour	12/01/18	09/30/21	2018-10-8	CLT

Code	Airport Name	% Pax.	% Depts.
BKW	Beckley	100%	100%
CKB	Clarksburg/Fairmont	48%	83%
CRW	Charleston/Dunbar	83%	93%
HTS	Ashland	32%	68%

Code	Airport Name	% Pax.	% Depts.
LWB	Lewisburg	100%	100%
MGW	Morgantown	100%	100%
PKB	Parkersburg	100%	100%

276,771
2019 Regional Enplanements
(68% of industry total)

407,941
2019 Industry Wide Enplanements

11,185
2019 Regional Departures
(91% of industry total)

12,239
2019 Industry Wide Departures



2,154,317
2019 Regional Enplanements
(39% of industry total)

EAS Community	Annual Contract Subsidy Rates 4/1/20	EAS Carrier	Start	Expiration	Order	Hub(s) Served
Eau Claire	\$2,363,769	SkyWest	02/01/20	01/31/23	2020-2-1	ORD
Rhineland	\$2,293,516	SkyWest	02/01/19	01/31/21	2018-10-18	MSP

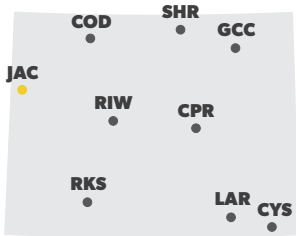
Code	Airport Name	% Pax.	% Depts.
ATW	Appleton	74%	88%
CWA	Mosinee	100%	100%
EAU	Eau Claire	100%	100%
GRB	Green Bay	86%	95%

Code	Airport Name	% Pax.	% Depts.
LSE	La Crosse	100%	100%
MKE	Milwaukee	20%	39%
MSN	Madison	54%	77%
RHI	Rhineland	100%	100%

5,557,145
2019 Industry Wide Enplanements

49,630
2019 Regional Departures
(64% of industry total)

77,638
2019 Industry Wide Departures



320,708
2019 Regional Enplanements
(45% of industry total)

EAS Community	Annual Contract Subsidy Rates 4/1/20	EAS Carrier	Start	Expiration	Order	Hub(s) Served
Cody	\$841,000	United	03/01/20	05/31/22	2020-1-14	DEN
Laramie	\$2,113,774	SkyWest	10/01/18	09/30/20	2018-6-10	DEN

Code	Airport Name	% Pax.	% Depts.
COD	Cody	100%	100%
CPR	Casper	100%	100%
CYS	Cheyenne	100%	100%
GCC	Gillette	100%	100%
JAC	Jackson	14%	27%

Code	Airport Name	% Pax.	% Depts.
LAR	Laramie	100%	100%
RIW	Riverton/Lander	100%	100%
RKS	Rock Springs	100%	100%
SHR	Sheridan	100%	100%

708,086
2019 Industry Wide Enplanements

9,303
2019 Regional Departures
(72% of industry total)

12,867
2019 Industry Wide Departures



270,258
2019 Regional Enplanements
(5% of industry total)

EAS Community	Annual Contract Subsidy Rates 4/1/20	EAS Carrier	Start	Expiration	Order	Hub(s) Served
Mayaguez	\$1,597,410	Cape Air	05/01/16	04/30/21	2016-2-1	SJU

Code	Airport Name	% Pax.	% Depts.
BQN	Aguadilla	0%	0%
CPX	Culebra	100%	100%
JRV	Ceiba	100%	100%
MAZ	Mayaguez	100%	100%

Code	Airport Name	% Pax.	% Depts.
PSE	Ponce	0%	0%
SIG	San Juan	100%	100%
SJU	San Juan	4%	66%
VQS	Vieques	100%	100%

4,949,901
2019 Industry Wide Enplanements

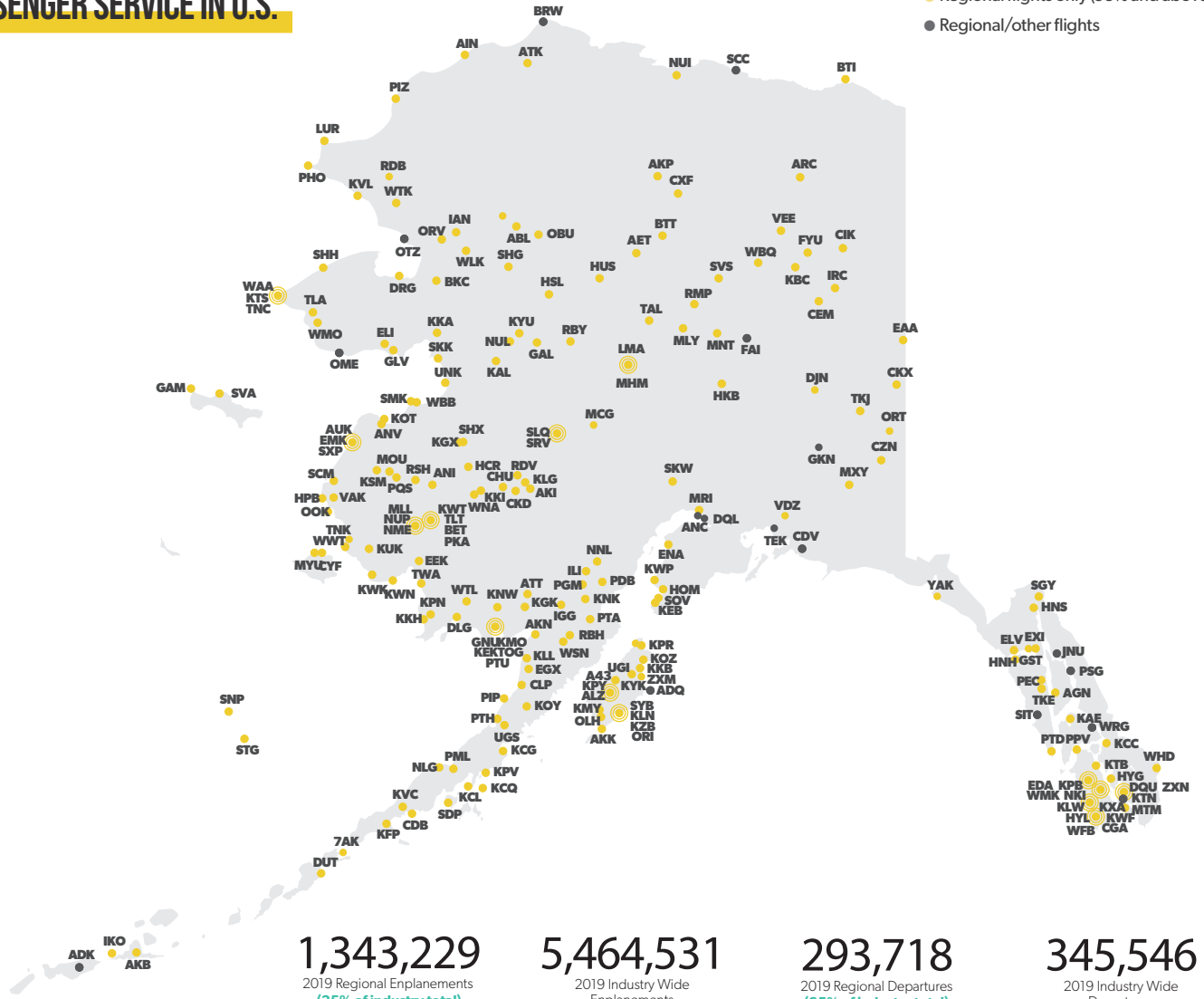
70,932
2019 Regional Departures
(69% of industry total)

103,531
2019 Industry Wide Departures

PASSENGER SERVICE IN U.S.

● Regional flights only (95% and above)
● Regional/other flights

ALASKA



1,343,229
2019 Regional Enplanements
(25% of industry total)

5,464,531
2019 Industry Wide Enplanements

293,718
2019 Regional Departures
(85% of industry total)

345,546
2019 Industry Wide Departures

Code	Airport Name	% Pax.	% Depts.
7AK	Akun	100%	100%
A43	Kodiak Island	100%	100%
ABL	Ambler	100%	100%
ADK	Adak Island	0%	0%
ADQ	Kodiak	29%	90%
AET	Allakaket	100%	100%
AGN	Angoon	100%	100%
AIN	Wainwright	100%	100%
AKB	Atka	100%	100%
AKI	Akiak	100%	100%
AKK	Akhiok	100%	100%
AKN	King Salmon	89%	97%
AKP	Anaktuvuk Pass	100%	100%
ALZ	Lazy Bay	100%	100%
ANC	Anchorage	11%	48%
ANI	Aniak	100%	100%
ANV	Anvik	100%	100%
ARC	Arctic Village	100%	100%
ATK	Atkasuk	100%	100%
ATT	Atmautluak	100%	100%
AUK	Alakanuk	100%	100%
BET	Bethel	59%	96%
BKC	Buckland	100%	100%
BRW	Barrow	14%	77%
BTI	Barter Island	100%	100%
BTT	Bettles	100%	100%

Code	Airport Name	% Pax.	% Depts.
CDB	Cold Bay	100%	100%
CDV	Cordova	0%	0%
CGA	Craig	100%	100%
CHU	Chuathbaluk	100%	100%
CIK	Chalkyitsik	100%	100%
CKD	Crooked Creek	100%	100%
CKX	Chicken	100%	100%
CLP	Clarks Point	100%	100%
CXF	Coldfoot	100%	100%
CYF	Chefornak	100%	100%
CZN	Chisana	100%	100%
DLG	Dillingham	83%	98%
DQL	Anchorage	0%	0%
DJN	Delta Junction	100%	100%
DQU	Ketchikan	100%	100%
DRG	Deering	100%	100%
DUT	Unalaska	100%	100%
EAA	Eagle	100%	100%
EDA	Edna Bay	100%	100%
EEK	Eek	100%	100%
EGX	Egegik	100%	100%
ELI	Elim	100%	100%
ELV	Elfin Cove	100%	100%
EMK	Emmonak	100%	100%
ENA	Kenai	100%	100%

Code	Airport Name	% Pax.	% Depts.
EXI	Excursion Inlet	100%	100%
FAI	Fairbanks	10%	58%
FYU	Fort Yukon	100%	100%
GAL	Galena	100%	100%
GAM	Gambella	100%	100%
GKN	Gulkana	53%	60%
GLV	Golovin	100%	100%
GNU	Goodnews Bay	100%	100%
GST	Gustavus	59%	95%
HCR	Holy Cross	100%	100%
HKB	Healy	100%	100%
HNH	Hoonaah	100%	100%
HNS	Haines	100%	100%
HOM	Homer	100%	100%
HPB	Hooper Bay	100%	100%
HSL	Huslia	100%	100%
HUS	Hughes	100%	100%
HYG	Hydaburg	100%	100%
HYL	Hollis	100%	100%
IAN	Kiana	100%	100%
IGG	Igiugig	100%	100%
IKO	Nikolski	100%	100%
ILI	Iliamna	100%	100%
IRC	Circle	100%	100%
JNU	Juneau	9%	75%
KAE	Kake	100%	100%

Code	Airport Name	% Pax.	% Depts.
KAL	Kaltag	100%	100%
KBC	Birch Creek	100%	100%
KCC	Coffman Cove	100%	100%
KCG	Chignik Bay	100%	100%
KCL	Chignik Lagoon	100%	100%
KCQ	Chignik	100%	100%
KEB	Nanwalek	100%	100%
KEK	Ekwok	100%	100%
KFP	False Pass	100%	100%
KGK	Koliganek	100%	100%
KGX	Grayling	100%	100%
KKA	Koyuk	100%	100%
KKB	Kitoi Bay	100%	100%
KKH	Kongiganak	100%	100%
KKI	Akiachak	100%	100%
KLG	Kalskag	100%	100%
KLL	Levelock	100%	100%
KLN	Larsen Bay	100%	100%
KLW	Klawock	100%	100%
KMO	Manokotak	100%	100%
KMY	Moser Bay	100%	100%
KNK	Kokhanok	100%	100%
KNW	New Stuyahok	100%	100%
KOT	Kotlik	100%	100%
KOY	Otoga Bay	100%	100%
KOZ	Ouzinkie	100%	100%

Code	Airport Name	% Pax.	% Depts.	Code	Airport Name	% Pax.	% Depts.	Code	Airport Name	% Pax.	% Depts.	Code	Airport Name	% Pax.	% Depts.
KPB	Point Baker	100%	100%	MYX	McCarthy	100%	100%	PTU	Platinum	100%	100%	TLA	Teller	100%	100%
KPN	Kipnuk	100%	100%	MYU	Mekoryuk	100%	100%	RBH	Brooks Lodge	100%	100%	TLT	Tuluksak	100%	100%
KPR	Port Williams	100%	100%	NKI	Naukiti	100%	100%	RBY	Ruby	100%	100%	TNC	Tin City	100%	100%
KPV	Perryville	100%	100%	NLG	Nelson Lagoon	100%	100%	RDB	Red Dog	100%	100%	TNK	Tununak	100%	100%
KPY	Port Bailey	100%	100%	NME	Nightmute	100%	100%	RDV	Red Devil	100%	100%	TOG	Tojiaq	100%	100%
KSM	St. Mary's	100%	100%	NNL	Nondalton	100%	100%	RMP	Rampart	100%	100%	TWA	Twin Hills	100%	100%
KTB	Thorne Bay	100%	100%	NUI	Nuiqsut	100%	100%	RSH	Russian Mission	100%	100%	UGI	Uganik	100%	100%
KTN	Ketchikan	7%	56%	NUL	Nulato	100%	100%	SCC	Deadhorse	4%	52%	UGS	Ugashik	100%	100%
KTS	Brevig Mission	100%	100%	NUP	Nunapituk	100%	100%	SCM	Scammon Bay	100%	100%	UNK	Unalakleet	100%	100%
KUK	Kasigluk	100%	100%	OBU	Kobuk	100%	100%	SDP	Sandpoint	100%	100%	VAK	Chevak	100%	100%
KVC	King Cove	100%	100%	OLH	Old Harbor	100%	100%	SGY	Skagway	100%	100%	VDZ	Valdez	100%	100%
KVL	Kivalina	100%	100%	OME	Nome	30%	92%	SHG	Shungnak	100%	100%	VEE	Venetie	100%	100%
KWF	Waterfall	100%	100%	OOK	Toksook	100%	100%	SHH	Shishmaref	100%	100%	WAA	Wales	100%	100%
KWK	Kwigillingok	100%	100%	ORI	Port Lions	100%	100%	SHX	Shageluk	100%	100%	WBB	Stebbins	100%	100%
KWN	Quinhagak	100%	100%	ORT	Northway	100%	100%	SIT	Sitka	10%	73%	WBO	Beaver	100%	100%
KWP	West Point	100%	100%	ORV	Noorvik	100%	100%	SKK	Shaktolik	100%	100%	WFB	Ketchikan	100%	100%
KWT	Kwethluk	100%	100%	OTZ	Kotzebue	38%	92%	SKW	Skwentna	0%	100%	WHD	Hyder	100%	100%
KXA	Kasaan	100%	100%	PDB	Pedro Bay	100%	100%	SLQ	Sleetmute	100%	100%	WLK	Selawik	100%	100%
KYK	Karluk	100%	100%	PEC	Pelican	100%	100%	SMK	St. Michael	100%	100%	WMK	Meyers Chuck	100%	100%
KYU	Koyukuk	100%	100%	PGM	Port Graham	100%	100%	SNP	St. Paul	100%	100%	WMO	White Mountain	100%	100%
KZB	Zachar Bay	100%	100%	PHO	Point Hope	100%	100%	SOV	Seldovia	100%	100%	WNA	Napakiaq	100%	100%
LMA	Lake Minchumina	100%	100%	PIP	Pilot Point	100%	100%	SRV	Stony River	100%	100%	WRG	Wrangell	0%	0%
LUR	Cape Lisburne	100%	100%	PIZ	Point Lay	100%	100%	STG	St. George Island	100%	100%	WSN	South Naknek	100%	100%
MCG	McGrath	100%	100%	PKA	Napaskiak	100%	100%	SVA	Savoonga	100%	100%	WTK	Noatak	100%	100%
MHM	Minchumina	100%	100%	PML	Port Moller	100%	100%	SVS	Stevens Village	100%	100%	WTL	Tuntutuliak	100%	100%
MLL	Marshall	100%	100%	PPV	Port Protection	100%	100%	SXP	Sheldon Point	100%	100%	WWT	Newtok	100%	100%
MLY	Manley Hot Springs	100%	100%	PQS	Pilot Station	100%	100%	SYB	Seal Bay	100%	100%	YAK	Yakutat	0%	100%
MNT	Minto	100%	100%	PSG	Petersburg	0%	28%	TAL	Tanana	100%	100%	ZXM	Saltery Cove	100%	100%
MOU	Mountain Village	100%	100%	PTA	Port Alsworth	100%	100%	TEK	Tatitlek	0%	0%	ZXN	Clover Bay	100%	100%
MRI	Anchorage	0%	0%	PTD	Port Alexander	100%	100%	TKE	Tenakee	100%	100%				
MTM	Metlakatla	100%	100%	PTH	Port Heiden	100%	100%	TKJ	Tok	100%	100%				

EAS Community	Annual Contract Subsidy Rates 4/1/20	EAS Carrier	Start	Expiration	Order	Hub(s) Served
Adak	\$2,075,588	Alaska Airlines	10/01/19	09/30/21	2019-9-2	ANC
Adak (freighter)	\$528,943	Alaska Airlines	10/01/19	09/30/21	2019-9-2	ANC
Akhiok	\$219,086	Island Air	07/01/19	06/30/24	2019-6-13	AKN
Akutan (fixed-wing)	\$951,170	Grant Aviation	01/01/19	12/31/20	2019-1-8	DUT
Akutan (helicopter)	\$874,832	Maritime Helicopters	01/01/19	12/31/20	2019-1-8	7AK
Alitak	\$38,408	Island Air	11/01/19	10/31/20	2019-10-18	ADQ
Amook Bay	\$38,408	Island Air	11/01/19	10/31/20	2019-10-18	ADQ
Angoon	\$335,904	Alaska Seaplanes	02/01/19	01/31/23	2018-11-6	JNU
Atka	\$1,066,556	Grant Aviation	10/01/18	09/30/20	2018-9-19	DUT
Central	\$159,268	Warbelow's	12/01/19	11/30/21	2019-11-20	FAI
Chignik	\$313,738	Grant Aviation	03/01/20	02/28/25	2020-2-20	AKN
Chignik Lake	\$313,738	Grant Aviation	03/01/20	02/28/25	2020-2-20	AKN
Chisana	\$77,636	40-Mile Air	06/01/19	05/31/21	2019-6-2	TKJ
Circle	\$159,268	Warbelow's	12/01/19	11/30/21	2019-11-20	FAI
Cordova	\$3,480,868	Alaska Airlines	05/01/19	04/30/21	2019-4-10	ANC/JNU
Cordova (freighter)	\$30,947	Alaska Airlines	05/01/19	04/30/21	2019-4-10	ANC/JNU
Diomedes*	\$190,476	Pathfinder	07/01/17	06/30/20	2016-7-22	OME/WAA
Egegik	\$194,457	Tanana Air Service	04/01/20	03/31/22	2020-2-20	AKN
Ekwook	\$71,744	Grant Aviation	12/01/19	11/30/21	2019-11-19	DLG
Elfin Cove	\$114,916	Alaska Seaplanes	02/01/19	01/31/23	2018-11-6	JNU
Excursion Inlet	\$36,824	Alaska Seaplanes	10/01/18	09/30/22	2018-9-20	JNU
False Pass	\$232,941	Grant Aviation	07/01/19	06/30/21	2019-5-15	CDB
Gulkana	\$200,304	Reeve	02/01/19	01/31/21	2019-1-7	ANC
Gustavus	\$517,693	Alaska Airlines	05/01/19	04/30/21	2019-4-10	JNU
Healy Lake	\$113,203	40-Mile Air	06/01/18	05/31/20	2018-6-20	FAI
Hydaburg	\$195,319	Taquan	11/01/15	10/31/20	2015-10-17	WFB
Igiugig	\$197,810	Tanana Air Service	12/01/19	11/30/21	2019-11-19	AKN
Kake	\$261,841	Alaska Seaplanes	10/01/18	09/30/22	2018-9-20	JNU
King Cove	\$615,426	Grant Aviation	12/01/19	11/30/24	2019-11-19	CDB
Kitoi Bay	\$38,408	Island Air	11/01/19	10/31/20	2019-10-18	ADQ
Koliganek	\$185,898	Tanana Air Service	05/01/19	05/31/21	2019-4-25	DLG
Lake Minchumina	\$118,668	Wright	11/01/18	10/31/20	2018-1105	FAI
Levelock	\$151,891	Grant Aviation	03/01/20	02/28/25	2020-2-20	AKN

EAS Community	Annual Contract Subsidy Rates 4/1/20	EAS Carrier	Start	Expiration	Order	Hub(s) Served
Manley Hot Springs	\$43,333	Warbelow's	09/01/18	08/31/20	2018-8-9	FAI
May Creek	\$126,532	Copper Valley	02/01/19	01/31/21	2019-1-7	GKN
McCarthy	\$126,532	Copper Valley	02/01/19	01/31/21	2019-1-7	GKN
McGrath	\$275,848	Corvus/Ravn	10/01/18	11/30/20	2018-8-22	ANC
Minto	\$43,333	Warbelow's	09/01/18	08/31/20	2018-8-9	FAI
Moser Bay	\$38,408	Island Air	11/01/19	10/31/20	2019-10-18	ADQ
New Stuyahok	\$85,378	Grant Aviation	06/01/19	05/31/21	2019-4-25	DLG
Nikolski	\$334,843	Grant Aviation	10/01/18	09/30/20	2018-9-19	DUT
Olga Bay	\$38,408	Island Air	11/01/19	10/31/20	2019-10-18	ADQ
Pelican	\$320,438	Alaska Seaplanes	02/01/19	01/31/23	2018-11-6	JNU
Perryville	\$665,744	Grant Aviation	09/01/19	08/31/21	2019-8-14	AKN
Petersburg	\$355,724	Alaska Airlines	05/01/19	04/30/21	2019-4-10	JNU/KTN
Petersburg (freighter)	\$237,851	Alaska Airlines	05/01/19	04/30/21	2019-4-10	JNU/SEA
Pilot Point	\$174,796	Grant Aviation	12/01/19	11/30/21	2019-11-19	AKN
Port Alexander	\$147,357	Baranautica	09/30/19	09/30/21	2019-10-1	SIT
Port Bailey	\$38,408	Island Air	11/01/19	10/31/20	2019-10-18	ADQ
Port Heiden	\$509,127	Grant Aviation	05/01/18	04/30/20	2018-3-29	AKN
Port Williams	\$38,408	Island Air	11/01/19	10/31/20	2019-10-18	ADQ
Seal Bay	\$38,408	Island Air	11/01/19	10/31/20	2019-10-18	ADQ
South Naknek	\$145,045	Grant Aviation	07/01/19	06/30/21	2019-5-15	AKN
St. George	\$910,867	Grant Aviation	10/01/18	09/30/20	2018-9-19	DUT
St. Paul Island	\$2,110,170	Corvus	10/01/19	09/30/21	2019-10-2	ANC
Tatitlek	\$114,013	Alaska Air Transit	10/01/19	09/30/21	2019-9-4	MRI
Tenakee	\$147,748	Alaska Seaplanes	02/01/19	01/31/23	2018-11-6	JNU
Twin Hills	\$202,476	Grant Aviation	09/01/19	08/31/24	2019-8-14	DLG
Uganik	\$38,408	Island Air	11/01/19	10/31/20	2019-10-18	ADQ
Ugashik	\$174,796	Grant Aviation	12/01/19	11/30/21	2019-11-19	AKN
West Point	\$38,408	Island Air	11/01/19	10/31/20	2019-10-18	ADQ
Wrangell	\$315,069	Alaska Airlines	05/01/19	04/30/21	2019-4-10	JNU/KTN
Wrangell (freighter)	\$250,154	Alaska Airlines	05/01/19	04/30/21	2019-4-10	JNU/SEA
Yakutat	\$3,783,552	Alaska Airlines	05/01/19	04/30/21	2019-4-10	ANC/JNU
Yakutat (freighter)	\$29,734	Alaska Airlines	05/01/19	04/30/21	2019-4-10	ANC/JNU
Zachar Bay	\$38,408	Island Air	11/01/19	10/31/20	2019-10-18	ADQ

REGIONAL AIRLINES PROVIDE

75%
OR MORE

of the air service
In these states

- Alabama (76%)
- Alaska (88%)
- Arkansas (83%)
- Idaho (75%)
- Iowa (76%)
- Kansas (78%)
- Maine (77%)
- Mississippi (77%)
- Montana (78%)
- Nebraska (90%)
- North Dakota (87%)
- South Dakota (85%)
- Vermont (77%)
- West Virginia (92%)
- Wyoming (78%)

REGIONAL AIRLINES PROVIDE

50%
OR MORE

of the air service
In these states

Indiana (61%)

Kentucky (67%)

Michigan (57%)

New Hampshire (61%)

New Mexico (53%)

North Carolina (54%)

Ohio (58%)

Oklahoma (51%)

Oregon (50%)

Pennsylvania (53%)

Rhode Island (54%)

South Carolina (54%)

Virginia (58%)

Wisconsin (61%)



DIRECTORIES










Air Wisconsin Airlines

dba United Express
W6390 Challenger Dr #203 Appleton, WI 54914
(920) 739-5123

airwis.com

 @AirWisconsin  @AirWisconsin  AirWisconsin
 www.youtube.com/c/airwisconsinairlines
 company/air-wisconsin-airlines

HQ: Appleton International Airport

Crew Domiciles: ORD / MKE / IAD / CAE
Maintenance Bases: ATW / CAE / DAY / MKE

Fleet:
(65) Bombardier CL-600-2B19

Total Employees: 1,600+

Airline Execs:

Christine Deister, Chief Executive Officer; Robert Bins, President; Bob Frisch, Senior Vice President and Chief Operating Officer; Greg Garvey, Senior Vice President, Chief Accounting Officer and Treasurer; Janet Schedler, Senior Vice President-Finance, Technology and Business Analysis; Jack Fauth, Vice President-Tech Ops; Laurie Martin, Vice President-Inflight and Customer Service; Chris White, Vice President Safety and Security; Jim McLeod, Vice President-Information Technology and Business Intelligence; Michael Perrizo, Vice President Flight Operations

Champlain Enterprises CommutAir



dba United Express
24950 Country Club Blvd., Ste. 200
North Olmsted, OH 44070
(440) 779-4588

flycommutair.com

 @C5Recruiting  @FlyCommutair  Commutair
 company/commutair  www.youtube.com/commutair

HQ: NOL/CLE (178)

Hubs:
IAD (175 crew, 49 mx, 7 admin); EWR (462 crew, 58 mx, 3 admin); ALB (98 mx, 5 admin); CVG (11 admin)

Fleet:
(38) Embraer EMB-145-XR

Total Employees: 1,046

Airline Execs:

John Sullivan, Executive Chairman; Rick Hoefling, President & CEO; Joel Raymond, EVP & COO; Sean Frick, CFO; Radha Iyer, CTO; David Fitzgerald, VP Operations; Lon Ziegler, VP Maintenance; Laura Prince, VP Human Resources; John Darke, Managing Director of Safety; Jacob Lofting, Director of Operations; Michael Traster, Director of Maintenance; John "Chip" Dettra III, Chief Pilot

Corvus Airlines, Inc.



dba Ravn Alaska
4700 Old International Airport Rd.
Anchorage, AK 99502
(907) 266-8310
flyravn.com

Hubs: ANC

Fleet: (9) DHC8-100

Total Employees: 380

Airline Execs:
Rob McKinney, President/CEO

Empire Airlines, Inc.



dba FedEx feeder
11559 N. Atlas Road, Hayden, ID 83835
(208) 292-3850

empireairlines.com

 @empireairinc  @empireairlinesinc
 empireairlinesinc  company/empireairlinesinc

HQ: Coeur d'Alene, ID

Hubs, Mx Bases, Domiciles:

ABQ 7 / AFW 11 / ANC 13 / COE 157 / GEG 39 / HNL 83 / ITC 3 / IDA 5 / LBB 2 / MAF 4 / MSO 4 / PDX 26 / PHX 14 / RAP 6 / SBA 4 / SEA 8 / TUL 5

Fleet:
(38) Cessna 208B Caravans; (13) ATR 42; (10) ATR 72

Total Employees: 391

Airline Execs:





Tim Komberec, President/CEO; Scott Marikis, VP/COO; Randy Lanfell, VP Operations; Tom Strom, VP Maintenance; Arlon Rosenoff, Director of Safety and Security; Pete Broschet, Director of Human Resources; Mellanie Ellingson, Director of IT

Endeavor Air



dba Delta Connection
7500 Airline Dr, Minneapolis, MN 55450
(800) 603-4594

edvonthe-fly.com

 @EndeavorAir  @EndeavorAir  9EAir
 company/Endeavor-Air

HQ: Minneapolis, MN

Hubs:
ATL: Crew/Mx 1098 / CVG: Mx 223 / CWA: Mx 56 / DSM: Mx 47 / DTW: Crew/Mx 801 / IGM: Mx 1 / IND: Mx 23 / JFK: Crew/Mx 687 / LGA: Crew/Mx 831 / HDQ: Corp/OCC 628 / MSP: Crew/Mx 500 / RDU: Mx 65 / TYS: Mx 94

Fleet:
(42) CL-600-2B19; (14) CL-600-2C10;
(119) CL-600-2D24

Total Employees: 5,054

Airline Execs:

David Garrison, CEO; Joe Miller, COO; Russ Elander, VP Operations; Bill Donohue, VP Technical Operations; Patty Allen, VP Inflight Services; Jay Furnish, VP Networking Planning & Crew Resources; Jodie Douglas, VP Human Resources; Brian Darsow, VP Finance & Supply Chain

Envoy Air, Inc.



dba American Eagle
4301 Regent Blvd, Irving, TX 75063
(972) 374-5200

envoyair.com

✉ @EnvoyAirCareers

📘 EnvoyAirCareers

🌐 company/envoy-air-inc-formerly-american-eagle-airlines

HQ: Irving, TX

Hubs: DFW 4,165 / JFK 266 / LAX 915 / LGA 921 / MIA 1812 / ORD 1264

Maintenance Bases: ABI 610 / CMH 53 / DFW 235 / LGA/JFK 104 / LIT 199 / MIA 40 / MQT 250 / ORD 207 / SGF 88 / XNA 103

Fleet:

(51) ERJ-140, (58) ERJ-145, (69) ERJ-175

Total Employees: 17,000

Airline Execs:

Pedro Fábregas, President and Chief Executive Officer; Dee Temples, Senior Vice President, Air Operations; John Jaynes, Senior Vice President, Customer Services; John Nicks, Senior Vice President, Corporate Services; Kara McKinney, VP, Finance & Planning; Scott Trepinski, VP, Safety, Security and Environmental; Ric Wilson, VP, Flight Operations; Linda Kunz, VP, Flight Service; Curtis Coble, VP, Technical Services; Jay Murray, VP, Maintenance; John Dixon, VP, Crew Services; Kevin Ward, VP, Airport Services; Jude Mayeux, VP, Airport Services; Jose Velez-Rubio, VP, Dallas/Fort Worth Hub; Ricky Deane, VP, Chicago Hub; Frank Reynolds, VP, New York Hubs and Northeast; Migdoel Rosa, VP, Miami Hub; Deesha Desai, VP, Los Angeles and West Region; Chris Pappaioanou, VP, Legal, Labor and Employment; Chanan Lively, VP, Human Resources and Employment Counsel; Mindi Kimmell, Managing Director, Financial Services; Robert Nault, Director, System Operations Control; Minnette Velez Conty, Director, Communications

ExpressJet Airlines



dba United Express
990 Toffie Terrace, Atlanta, GA 30354
(404) 856-1000

expressjet.com

✉ @ExpressJet

📘 ExpressJet

🌐 ExpressJetPilotRecruiting @expressjetairlines

HQ: Atlanta, GA

MX: CLE 100 / IAH 255 / EWR 64 / ORD 25 / TYS 241 / RIC 38

Pilot: CLE 68 / IAH 646 / EWR 182 / ORD 215 / TYS 19

FA: CLE 36 / IAH 220 / EWR 115 / ORD 131

Fleet:

(131) Embraer ERJ-145

Total Employees: 3,500

Airline Execs:

Subodh Karnik, Chairman and Chief Executive Officer; John Varley, Senior Vice President, Chief Administrative Officer and General Counsel; John Greenlee, Senior Vice President, Chief Financial Officer and Planning and Operations Control

GoJet Airlines



dba Delta Connection, United Express
11495 Navaid Road, Suite 700, Bridgeton, MO 63044
(314) 222-4300

gojetairlines.com

✉ @GoJet_Airlines

📘 GoJet

🌐 company/gojet-airlines

HQ: St. Louis, MO

Hubs:

ORD / RDU / STL / GSO / EWR

Fleet:

(31) CL-600-2C11; (7) CL-600-2D24

Total Employees: 1,164

Airline Execs:

Richard A. Leach, President & Chief Executive Officer; Terry Basham, Chief Operating Officer; Brad Sargent, Director of Flight Operations; Jeff Craig, Director of Quality Assurance; Jeff Bast, Director of Maintenance; Michaela Green, Director of Inflight Service; Erik Kientzy, Director of Safety

Grand Canyon Airlines



dba Grand Canyon Scenic Airlines
1265 Airport Road, Boulder City, NV 89005
(702) 638-3200

grandcanyonairlines.com

✉ @FlyGCSA

HQ: Boulder City, NV

Hubs: BVU / GCN / PGA

Fleet:

(16) de Havilland DHC-6-300, (8) Cessna CE-208B

Total Employees: 214

Airline Execs:

Brenda Halvorsen, CEO; Jake Tomlin, President; Craig Sanderson, Director of Operations; Jeff Schutt, Chief Pilot; Chad Miller, Director of Maintenance

Horizon Air



dba Alaska Airlines
Subsidiary of Alaska Air Group
19300 International Blvd, Seattle, WA 98188
(206) 392-5413

alaskaair.com

✉ @AlaskaAir

📘 @AlaskaAir

🌐 Alaska Air

HQ: Seattle, WA (SEA); MX HQ: Portland, OR (PDX)

Hubs: SEA / PDX

Domiciles: SEA / PDX / GEG / BOI / MFR / PAE

Maintenance: PDX / BOI / SEA / TUS / RDM / GEG

Fleet:

(32) Bombardier Q400, (30) Embraer 175

Total Employees: 4,100

Airline Execs:

Joe Sprague, President; Peggy Willingham, Vice President, People, Labor and Strategy; Matt Prainito, Vice President, Station and Inflight Operations; Gavin Jones, Vice President, Maintenance and Engineering; Captain John Hornbrook, Vice President, Flight Operations

Hyannis Air Service



dba Cape Air
660 Barnstable Road, Hyannis, MA 02601
(508) 771-3247

capeair.com

[@CapeAir](#) [@CapeAir](#) [f CapeAir](#)
[in company/cape-air](#)

HQ: Hyannis, MA

Hubs: BOS / STL / BIL / SJU / ORD / BNA
Maintenance: HYA / STL / BIL / SJU / ALB

Fleet:
(88) Cessna CE-402-C, (4) Britten-Norman Isla,
(12) Tecnam P2012 Traveller"

Total Employees: 708

Airline Execs:

Dan Wolf, Founder and Chief Executive Officer; Linda Markham, President and Chief Administrative Officer; Mike Migliore, Chief Financial Officer

Jazz Aviation LP



dba Air Canada Express
3 Spectacle Lake Drive, Dartmouth,
Nova Scotia, Canada B3B1W8
(902) 873-5000

flyjazz.ca

[@JazzAviationJobs](#) [@JazzAviationLP](#)
[in company/jazz-aviation-lp](#)

HQ: Dartmouth, Nova Scotia, CA

Offices:

YHZ / YVR / YYC / YYZ / YUL

Fleet:
(29) CL-600-2D24; (19) CL-600-2B19;
(44) DHC-8-402; (24) DHC-8-301/311

Total Employees: 5,000

Airline Execs:

Randolph deGooyer, President; Marnie King, Vice President, Airports; Kirk Newhook, Vice President, Employee and Operational Support; Chris Kelly, Vice President, Finance and Business Services; Steve Linthwaite, Vice President, Flight Operations; Kal Rebin, Vice President, Maintenance and Engineering

Mesa Airlines



dba American Eagle & United Express
410 N 44th Street Suite 700, Phoenix, AZ 85008
(602) 685-4000

mesa-air.com

[@MesaAirlines](#) [@Mesa_Airlines](#) [f MesaAirlines](#)

HQ: Phoenix, AZ

Hubs:

IAH (crew, mx, mx training) 1228; PHX (corporate, training, crew, mx) 879; DFW (crew, mx) 675; IAD (crew, mx) 352; SDF (crew, mx) 83, ELP (mx) 34, TUS (mx) 30; OKC (mx) 3

Fleet:

(60) E175; (64) CRJ-900; (20) CRJ-700; (1) CRJ-200

Total Employees: 3,300

Airline Execs:

Jonathan Ornstein, Chairman and CEO; Michael Lotz, President and CFO; Brad Rich, EVP and COO; Brian Gillman, EVP and General Counsel; Brad Holt, SVP, Flight Operations; Michael Ferwerda, SVP Regulatory Compliance

New England Airlines



56 Airport Road, Westerly, RI 0289
(800) 243-2460

blockislandairline.com

Fleet:

(3) Piper Cherokee Six; (4) Britten-Norman Islander

Airline Execs:

William G. Bendokas, President; Lois J. Bendokas, Vice-President; Susan Winkler, Director of Maintenance; Suzette Cowley, Chief Pilot

Piedmont Airlines



dba American Eagle
5443 Airport Terminal Rd., Salisbury, MD 21804
(410) 572-5100

piedmont-airlines.com

[@PiedmontAir](#) [@PiedmontAirlines](#)
[f WorkForPiedmont](#) [in company/Piedmont-Airlines](#)

HQ: Salisbury, MD

Hubs: CLT-hub, domicile, line mx / DCA-hub / PHL-hub, domicile, mx base / ALB - mx base / MDT- mx base / RIC- mx base / ROA- mx base / SBY- mx base

Fleet: (55) Embraer EMB-145-LR

Total Employees: 10,000

Airline Execs:

Lyle Hogg, CEO; Eric Morgan – President; William Arndt, VP, Maintenance and Engineering; Perry Constant, VP, Finance; Jeff Garver, VP, Piedmont Ground Handling; Jacqueline Lanza Jennings, VP, People and Communications; Stephen Keefer, VP, Flight Operations; Julie Schell, VP, Safety and Regulatory Compliance

PSA Airlines



dba American Eagle
3400 Terminal Drive, Vandalia, OH 45377
(800) 235-0986

psairlines.com

[@PSAAirlinesInc](#) [@PSAAirlines](#) [f PSAairlines](#)

HQ: Dayton, OH

Crew Domiciles: CLT, DAY, DCA, PHL, ORF, TYS
MX – CAK, CLT, CVG, DAY, GSP, ORF, SAV, PNS

Fleet:
(61) CRJ-700, (69) CRJ-900

Total Employees: 5,000 (approx)

Airline Execs:

Dion Flannery, President; Michael Bruhn, Vice President of Finance; Reddy Gumireddy, Vice President of Operations Planning and Performance; Darren Hall, Vice President of Safety and Training; Margaret Soda, Vice President of Human Resources and Labor Relations; Keith Stamper, Vice President of Air Operations; Mark Swearingin, Vice President of Maintenance and Engineering

Republic Airways Holdings, Inc.



dba American Eagle, Delta Connection, United Express
8909 Purdue Road, Ste. 300, Indianapolis, IN 46268
(317) 484-6000

rjet.com

[@RepublicAirways](#) [@RepublicAirways](#)
[f RepublicAirways](#) [in company/RepublicAirways](#)

HQ: Indianapolis, IN

Crew Domiciles: BOS / CMH / DCA / EWR / IAH / IND / LGA / MCI / MIA / ORD / PHL / PIT / SDF
Maintenance: BOS / CLT / CMH / DCA / EWR / IAH / IND / LGA / ORD / PHL / PIT / SDF

Fleet:
(8) ERJ-170-100LR; (40) ERJ-170-100SE;
(14) ERJ-170-100SU; (159) ERJ-170-200LR

Total Employees: 6,000

Airline Execs:

Bryan Bedford, President and Chief Executive Officer; Matt Koscal, Senior Vice President and Chief Administrative Officer; Paul Kinstedt, Senior Vice President and Chief Operating Officer; Joe Allman, Senior Vice President and Chief Financial Officer

Seaborne Airlines **SEABORNE**

Codeshare partners: American Airlines, Delta, JetBlue, Vieques Airlink
World Plaza Building, 9th Floor,
268 Munoz Rivera Avenue, San Juan, PR 00918
(787) 946-8741

seaborneairlines.com

✈ @FlySeaborne 📷 @SeaborneAirlines

📘 SeaborneAirlines 🏢 company-beta/seaborne-airlines

HQ: San Juan, PR

Hubs:

HDQ 62, SJU (HUB) 102 (includes station employees, pilots and flight attendants), SJU / MX 26, STX 30 (includes pilots, station employees, and admins), STX / MX 8, STT 24, EIS 12

Fleet:

(4) Saab SF-340-340B, (2) de Havilland DHC-6-300 aka "Otter Seaplanes"

Total Employees: 264

Airline Execs:

Chief Executive Officer, Steven A. Rossum; Chief Operating Officer-Capt. Jesus Medina; Vice President of Maintenance-Julius Betancourt; Commercial Vice President-Hector (Tato) Montanez; General Counsel-Vice President of People-Olvin Valentin, Esq; Chief Pilot-Captain Luis Martinez; Director of Quality Control-Miguel Vazquez; Director of Safety and Regulatory Compliance-Ivan Carrasquillo

SkyWest Airlines **SkyWest**

dba Alaska, United Express, Delta Connection, American Eagle
444 South River Road, St. George, UT 84790
(435) 634-3553

skywest.com

✈ @SkyWestAirlines 📷 @SkyWestJobs

🏢 company/skywest-airlines 📘 SkyWestAirlinesJobs

📘 SkyWestAirlinesPilotRecruitment

HQ: St. George, UT

Crew Domiciles: Boise, Chicago O'Hare, Colorado Springs, Dallas-Fort Worth, Denver, Detroit, Fresno, Houston, Los Angeles, Minneapolis/St. Paul, Palm Springs, Phoenix, Portland, Salt Lake City, San Diego, San Francisco, Seattle and Tucson

Maintenance Bases: Boise BOI, Chicago O'Hare ORD, Colorado Springs COS, Detroit DTW, Fort Wayne FWA, Fresno FAT, Milwaukee MKE, Nashville BNA, Oklahoma City OKC, Palm Springs PSP, Salt Lake City SLC, South Bend SBN and Tucson TUS

Fleet:

(127) E175 aircraft; (62) E175 SC aircraft; (153) CRJ200 aircraft; (86) CRJ700 aircraft; (43) CRJ900 aircraft

Total Employees: 13,971


Airline Execs:

Pres. & CEO Chip Childs; CFO Rob Simmons; CCO Wade Steel; EVP Operations Greg Wooley; SVP Flight Operations Tracy Gallo; SVP Maintenance Bill Dykes; SVP InFlight Sonya Wolford; VP Airport Operations Lori Hunt; VP OCC Brad Blake

RAA MEMBERS GIVE BACK

Envoy Employees Join Forces to Make Masks During the COVID-19 Pandemic.

With innovation and technology being a major tenet of aviation, it's only fitting that, during this pandemic, an Envoy mechanic would use his technical know-how to improve upon the homemade-mask movement. Envoy Mechanic, Humberto Montalban, makes 3D-printed masks and face shields to support the frontline workers affected by the shortage of PPE supplies. Additionally, all across Envoy's system, employees produced hundreds of the much-needed masks at home, and some employees even brought in their sewing equipment to the airport.



ASSOCIATE MEMBER COUNCIL DIRECTORY



Dale Reid, Chair
 Dale.Reid@pwc.ca
 Pratt & Whitney Canada

	Company	Name	E-mail
Aircraft Lessor	GECAS	Dan Slater	daniel.slater@gecas.com
	Elix Aviation Capital	David Ropper	
Airframe	Embraer Aircraft	André Cavalca	acavalca@embraer.net.br
	MHI RJ Aviation ULC	Ross Mitchell	ross.mitchell@mhij.com
	Mitsubishi Aircraft Corporation	Yugo Fukuhara	yugo_fukuhara@mitsubishiaircraft.com
	De Havilland Aircraft of Canada	Philippe Poutissou	Philippe.Poutissou@dehavilland.com
Avionics	Collins Aerospace	Jeffrey Spies	jeff.spies@collins.com
Components	RIM Enterprises	Allan Nordine	anordine@riment.com
	Commercial Jet Inc	Rick Townsend	Fortressaviation@cox.net
Ex Officio	US Technical	Jerry Schumacher	jerry-schumacher@ustechnical.com
	Visual Approach Analytics	Courtney Miller	Courtney@visualapproach.io
Other Services	HQ Aero Management Inc.	Ronald Eagle	Ron@hqaero.com
	Jet Support Services Inc. (JSSI)	Kyle Sale	ksale@jetsupport.com
	eTTAviation	Tom Lajoie	tom@eTTAviation.com
Powerplant	Pratt & Whitney Canada	Dale Reid	dale.reid@pwc.ca
Training	Flight Safety International	Blaine Little	Blaine.Little@FlightSafety.com




Regional Airline Association

RAA MEMBERS: DON'T MISS THIS OPPORTUNITY TO MAXIMIZE YOUR RAA MEMBERSHIP BENEFITS

AVIATION EMPLOYMENT SCREENING

The Information You Need to Make the Right Employment Decision



FSSolutions

Quality Service Since 1989

Aviation employers face extremely stringent FAA/DOT screening regulations which can be time consuming and costly. RAA has partnered with FSSolutions to offer an improved and expanded Employment Screening Consortium at pre-negotiated discounted rates for Airline and Associate Members

FSSolutions will customize Employment Screening packages to meet your hiring and onboarding needs with our easy-to-use system and FAA compliant reports.

FSSolutions provides end-to-end employment solutions: drug and alcohol testing, background screening, occupational health services, and comprehensive training products and services.

Solutions for All Your Aviation Screening Needs



Background Screening

Full-Service Background Screening including PRIA Checks.



Drug & Alcohol Screening

All-Inclusive for FAA regulated testing requirements (collection, lab analysis, MRO).



Online Ordering & Results Retrieval

Securely schedule all orders online and retrieve results timely with our first-class turnaround times.



Detailed & Compliant Reporting

All reports are complete, accurate, up-to-date, and FAA compliant.

A NOTE FROM RAA'S ASSOCIATE MEMBER CHAIR:

It is often said 'these are unprecedented times we are living through' due to the COVID-19 pandemic. Many people throughout our industry—whether they work directly for the airlines, for the vast supply chain, or for a manufacturer—are suffering furloughs and job losses.

The RAA provides a unified voice of advocacy for regional airlines aimed at promoting a safe, reliable and strong regional airline industry.

Unfortunately, due to the pandemic, RAA's 45th annual convention, which brings together regional airlines and industry business partners, had to be postponed by a full year. This has not resulted in any reduction in the effort and drive at the RAA, or within the Associate Member Council (AMC), to support our industry.

I am very pleased that RAA has awarded three scholarships this year in memory of Terrell "Terry" Hibler, a long-time RAA AMC member who advocated for creating the scholarships and played a pivotal role in transitioning the Scholarship Program into a 501c3 charitable foundation. One of the RAA's goals is to encourage future generations to pursue aviation, and these scholarships help offset the financial burden placed on students during their education. The annual golf tournament and silent auction, held during the convention, raises a significant amount of the funds needed for the scholarships. Despite postponement of this year's convention, RAA awarded three scholarships in the amount of \$4,000 each to deserving students preparing for their aviation careers.

The RAA continues to strive to bring its airline and associate members more value and opportunities

within the industry. The AMC is a cross functional and diversified team composed of individuals from all aspects of the industry. The AMC interfaces with the RAA Board of Directors to make recommendations and to share ideas, resources and specific expertise on matters related to the industry, including technical issues. The staff team and RAA Board of Directors finds great value in these recommendations. In addition, the AMC participates with the Board of Directors in the development of current and future industry positions and strategies.

It is in times like these that we need a strong, unified voice to ensure the regional airline industry endures for the future and continues to maintain air service to large and small communities. The regional airline industry remains safe, reliable and strong because of the dedication, ingenuity and drive of the people who go to work each day, providing connectivity around the world.



Dale Reid
Chair, RAA Associate Member Council



GET IT MEGGITT

PACKING LIST ENCLOSED

MESA AIRLINES

HUSKY.



ASSOCIATE MEMBERS

INDEX (LISTED ALPHABETICALLY)

1 Vision Aviation	87	Erie Aviation, Inc.	82	Papillon Grand Canyon Helicopters	93
3 Points Aviation Corp.	83	eTT Aviation	79	Perrone Aerospace	78
Accommodations Plus International (API)	93	Falko	86	Phoenix Air Repair, Inc.	90
Advance Aero Inc	81	First Aviation	82	PPS Flight Planning	79
Aerovision International LLC	94	FirstSource Solutions	91	Pratt & Whitney Canada	84
Aircraft Lighting International, Inc.	81	FlightSafety International	86	Premier Aviation Quebec Inc.	90
Alltec Integrated Manufacturing Inc.	78	Fokker Services Americas	82	PrimeFlight Aviation Services	90
ALPA, Air Line Pilots Association, Int'l	94	FreeFlight Systems	81	Proponent	84
ARCOS	79	GE Aviation	84	RCMBT	93
Ascent Aviation Services	87	GE Commercial Aviation Services	86	Regional One, Inc.	94
AV8 PMA LLC	94	Heads Up Technologies, Inc.	91	RIM Enterprises LLC	94
Aviation Inventory Resources	83	HEICO	88	Rotabull	79
Aviatron, Inc.	81	HQ Aero Management (US) Inc.	91	Schneller LLC	78
Baylor Institute for Air Science	86	JANA, Inc.	90	Sky Mart Sales Corp	84
Boeing	94	Jet Support Services, Inc. (JSSI)	94	Sky Service F.B.O. Inc.	90
Boutique Air Inc	94	JETPUBS Inc	93	Soisa Aircraft Interiors	78
Bruce Aerospace	78	Kamatics	82	StandardAero	84
C&L Aviation Group	87	Korn Ferry	83	Sterling Courier	93
Camtronics Aviation Group	82	Lee Aerospace Inc.	82	TBM, Inc. Filtration Systems Products, Inc.	84
CaseBank Technologies, Inc., A Division of ATP	87	Lufthansa Technik AERO Alzey GmbH	88	Thomas Global Systems	81
Collins Aerospace	81	M&H Uniforms/Murphy & Hartelius	93	Travelpro Products Inc.	86
Commercial Jet Inc.	87	Magellan Aviation Group	83	Universal Avionics, an Elbit Systems Company	81
CTG (Crestwood Technology Group)	83	MHI RJ Aviation ULC	88	Western Michigan University - College of Aviation	87
Dallas Aeronautical Services	87	MidContinent Instruments & Avionics	83	Wilkerson Aircraft Tires	90
De Havilland Aircraft of Canada LTD	78	Mitsubishi Aircraft Corporation	79	Winstead PC	83
Elix Aviation Capital Limited	84	Nordic Aviation Capital	86	Zenith Aviation, Inc.	84
Embraer	79	Olmsted Instrument Company	90		

INDEX (BY CATEGORY)

AIRCRAFT INTERIORS/ FURNISHINGS

78

Alltec Integrated Manufacturing Inc.	78
Bruce Aerospace	78
Perrone Aerospace	78
Schneller LLC	78
Soisa Aircraft Interiors	78

AIRFRAME MANUFACTURERS & SALES

78

De Havilland Aircraft of Canada LTD	78
Embraer	79
Mitsubishi Aircraft Corporation	79

AVIATION SOFTWARE

79

ARCOS	79
eTT Aviation	79
PPS Flight Planning	79
Rotabull	79

AVIONICS MANUFACTURERS & SALES

81

Collins Aerospace	81
FreeFlight Systems	81
Thomas Global Systems	81
Universal Avionics, an Elbit Systems Company	81

COMPONENT MANUFACTURING/ REPAIR & OVERHAUL

81

Advance Aero Inc.	81
Aircraft Lighting International, Inc.	81
Aviatron, Inc.	81
Camtronics Aviation Group	82
Erie Aviation, Inc.	82
First Aviation	82
Fokker Services Americas	82
Kamatics	82
Lee Aerospace Inc.	82
MidContinent Instruments & Avionics	83

CONSULTANTS (LEGAL, INSURANCE, TAX, & COMMUNICATIONS)

83

Korn Ferry	83
Winstead PC	83

DISTRIBUTOR

83

3 Points Aviation Corp.	83
Aviation Inventory Resources	83
CTG (Crestwood Technology Group)	83
Magellan Aviation Group	83
Proponent	84
Sky Mart Sales Corp.	84
TBM, Inc. Filtration Systems Products, Inc.	84
Zenith Aviation, Inc.	84

ENGINE MANUFACTURER

84

GE Aviation	84
Pratt & Whitney Canada	84

ENGINE REPAIR, OVERHAUL & MODIFICATIONS

84

StandardAero	84
--------------	----

FINANCE & LEASING

84

Elix Aviation Capital Limited	84
Falko	86
GE Commercial Aviation Services	86
Nordic Aviation Capital	86

FLIGHT CREW PRODUCTS/SERVICES

86

Travelpro Products Inc.	86
-------------------------	----

FLIGHT TRAINING SIMULATORS

86

FlightSafety International	86
----------------------------	----

GOVT/COLLEGES/ UNIVERSITIES/SCHOOLS

86

Baylor Institute for Air Science	86
Western Michigan University - College of Aviation	87

MAINTENANCE & REPAIR STATIONS

87

1 Vision Aviation	87
Ascent Aviation Services	87
C&L Aviation Group	87
CaseBank Technologies, Inc., A Division of ATP	87
Commercial Jet Inc.	87
Dallas Aeronautical Services	87
HEICO	88
Lufthansa Technik AERO Alzey GmbH	88
MHI RJ Aviation ULC	88
Olmsted Instrument Company	90
Phoenix Air Repair, Inc.	90
Premier Aviation Quebec Inc.	90
PrimeFlight Aviation Services	90
Sky Service F.B.O. Inc.	90
Wilkerson Aircraft Tires	90

PUBLICATIONS

90

JANA, Inc.	90
------------	----

SPECIALIZED SERVICES

91

FirstSource Solutions	91
Heads Up Technologies, Inc.	91
HQ Aero Management (US) Inc.	91
JETPUBS Inc	93
M&H Uniforms/Murphy & Hartelius	93
Papillon Grand Canyon Helicopters	93
RCMBT	93
Sterling Courier	93

TRAVEL SERVICES

93

Accommodations Plus International (API)	93
--	----

OTHER

94

Aerovision International LLC	94
ALPA, Air Line Pilots Association, Int'l	94
AV8 PMA LLC	94
Boeing	94
Boutique Air Inc.	94
Jet Support Services, Inc. (JSSI)	94
Regional One, Inc.	94
RIM Enterprises LLC	94

ASSOCIATE MEMBERS

AIRCRAFT INTERIORS/ FURNISHINGS

Alltec Integrated Manufacturing Inc.

2240 South Thornburg Street
Santa Maria, California 93455
www.alltecmfg.com
P: 805-595-3500 F: 805-595-1024
RAA Representative: Randall Dennis, Owner/
President

Plastic Injection Molder- Engineering/Design, complete tool build in house capabilities (ITAR registered,) PSU's, Window reveals, armrest assemblies, Latches, Bumpers. All plastic parts and plastic assemblies done in our facility.

Bruce Aerospace

101 Evans Ave
Dayton, Nevada 89403
<https://www.bruce.aero/>
P: 480-730-7905
RAA Representative: Jeff Hall, Sales Manager

For over 6 decades, Bruce Aerospace has designed and manufactured cabin lighting, emergency and escape path lighting systems, and illuminated signs including exit and information signs for all commercial aircraft. We offer state-of-the-art safety solutions and patented "mood lighting" systems. We specialize in cost-saving retrofit systems and offer full after-market support. Our in-house engineering expertise combined with diverse manufacturing capabilities and FAA DMIR staff simplifies the certification and implementation process of new lighting solutions.

Perrone Aerospace

182 Riverside Drive
Fultonville, New York 12072
<http://www.perroneaero.com>
P: 518-853-4300 F: 518-853-4333
RAA Representative: Kevin Shea, Vice President
of Sales, Americas

Perrone Aerospace is a full-service designer and fabricator of performance leathers and textiles for the aerospace market. America's only laser-guided, eater-jet cut parts process guarantees 100% Q.C. inspected dress-cover kits, and lower per-pax cost at a firm price. We manufacture lightweight, full-strength soft goods like FeatherWEIGHT™ Leather and burn-resistant SummaTex. Perrone leathers and textiles are AS9100 and ISO 2001 compliant. Our FAA 145, EASA approved repair station V1VR130X refurbishes and repairs leather dress covers. Original creative services feature over 100 gaufrage patterns by famed designer Daniel Duross. A full line of cleaning and maintenance-care chemicals round out Perrone's offerings.

Schneller LLC

6019 Powdermill Rd
Kent, Ohio 44240
<https://www.schneller.com/>
P: 330-673-1400 F: 330-673-6374
RAA Representative: Barbara Keener, Account
Executive

Schneller is a global leader in the development and manufacture of engineered decorative laminates and non-textile floor coverings for transportation and architectural industries. We serve aviation, rail, interior decor and display manufacturers, providing custom design, color matching, materials selection, continuous and sheet production from our ISO 9001 certified facilities. Our expanding palette of new materials and constructions provides customized solutions for today's demanding designs including, enhanced visual ambiance and brand building, safety and cost-effectiveness. A Schneller hallmark is our ability to provide fast turnaround in meeting customer deadlines and to offer economical, minimum orders.

Soisa Aircraft Interiors

Melchor Guaspe 3800-3
Colonia Dale, Chihuahua, México 31050
www.soisa.com.mx
P: 614-492-3333
RAA Representative: Jacobo Mesta, EVP Sales
and Marketing

Design, prototyping, engineering, certification and manufacturing of dress covers, cushions and other interior parts for economy, business, first class and VIP seats. AS9100 certified and experts working with leather, fabrics, synthetic leather and foams.

AIRFRAME MANUFACTURERS & SALES

De Havilland Aircraft of Canada LTD

123 Garratt Blvd.
Toronto, Ontario, Canada M3K1Y5
<https://dehavilland.com/en>
P: 1-844-272-2720
RAA Representative: Philippe Poutissou, VP
Sales & Marketing

With its acquisition of the Dash 8 aircraft program, Longview Aviation Capital has proudly relaunched De Havilland Canada, one of Canada's most iconic brands. De Havilland Canada's portfolio includes support to the worldwide fleet of Dash 8-100/200/300/400 aircraft, as well as production and sales of the Dash 8-400 aircraft. With its low carbon footprint and operating costs, industry-leading passenger experience and jet-like performance, the Dash 8-400 aircraft, which seats up to 90 passengers, is the environmentally responsible choice for operators seeking optimal performance on regional routes.

AVIATION SOFTWARE

Embraer

276 S.W. 34th Street
Fort Lauderdale, Florida 33315
P: 954-359-3800
<https://embraer.com/global/en>
RAA Representative: André Cavalca,
Regional Marketing Director

Since its inception 52 years ago, Embraer has become the leading manufacturer of commercial jets in the 37 to 150-seat category in the world. Around 100 airlines fly their E-Jets and ERJs. Today the E-Jet family of airplanes includes the new-generation E2s flying in mainline, regional and low-cost carriers. The three E2 variants have capacities from 70 to 146 seats. Their optimized design gives them tremendous versatility and class-leading sustainability. The order book for E-Jets stands at over 1,800 orders and more than 1,600 deliveries. Given their size, the E-Jet family is well positioned to help airlines uniquely match capacity with demand.

Mitsubishi Aircraft Corporation

Nagoya Airport, Toyoyama-cho, Nishikasugai-Gun
Aichi, Japan 480-0287
<https://www.mitsubishiaircraft.com/>
P: +81-568-39-2100 F: +81-568-39-2217
RAA Representative: Yugo Fukuhara, Head of Marketing

Mitsubishi Aircraft Corporation develops, produces, sells and supports the Mitsubishi SpaceJet family of next-generation regional jets. These aircraft reimagine passenger experience with the most spacious cabins, widest economy seats, highest aisle clearance and most overhead bin capacity of any aircraft in their class. Delivering ultimate comfort, unmatched performance, and more profit potential the Mitsubishi SpaceJet family has redefined the business of regional aviation. Mitsubishi Aircraft Corporation was formed in 2008 and is a group company of Mitsubishi Heavy Industries, Ltd. Company headquarter is in Nagoya, Japan.

ARCOS

445 Hutchinson Ave, Ste 600
Columbus, Ohio 43235
<https://www.arcos-inc.com/>
P: 614-396-5610
RAA Representative: Jordan Abbruzzese,
Industry Marketing Manager

ARCOS is a leader in delivering SaaS solutions for managing resources, ensuring accurate, compliant shift scheduling and automatically planning for all types of events. The ARCOS solution reports on the up-to-the-minute location and status of equipment and crews via mobile technology for utilities and other critical infrastructure like airlines, manufacturers and industrial facilities. The ARCOS resource management platform helps organizations save time and money, while improving customer satisfaction and the efficiency, safety and accuracy of operations.

eTT Aviation

1013 E Winding Creek Drive, Ste. 102
Eagle, Idaho 83616
<https://ettaviation.com/>
P: 208-424-9424
RAA Representative: Tom Lajoie, President & CEO

eTT Aviation is a software engineering company that provides airlines a fully automated and customizable air operations suite of tools. Our software is designed to schedule and manage flight crew and ground staff for all scheduling needs, as well as schedule and manage aircraft routing, tracking, and flight movement reporting. We take pride in our driven, innovative approach and our exceptional customer support.

PPS Flight Planning



Nimbusvej 9
Billund, Vejle, Denmark 7190
www.ppsflightplanning.com
P: 004575338889
RAA Representative: Bodil Krogsgaard Vibjerg,
Marketing assistant

AIR SUPPORT A/S specializes in the provision of the desktop- and cloud-based flight planning software PPS Flight Planning System (PPS) and the integrated CrewBriefing web application. AIR SUPPORT A/S is one of the world's leading suppliers of flight planning software solutions to private and commercial business aircraft operators, regional/charter/cargo/national airlines as well as military/utility operators.

AIR SUPPORT A/S also specializes in the provision of a variety of valuable system add-ons and advanced interfaced solutions to airline operators and business aviation operators, who utilize 3rd party aviation software systems.

Rotabull

250 Lafayette St 3A
New York, New York 10012
<https://rotabull.com>
P: +1-347-871-7163
RAA Representative: Ben Frank, President

Rotabull is the modern sales system for parts and repairs.



RAA MEMBERS GIVE BACK

Air Wisconsin Steps Up to the Challenge.

Sole Burner 5k Walk-Run fundraiser. Every year team Air Wisconsin participates in the Sole Burner 5K Walk-Run in Appleton, Wisconsin, to benefit the American Cancer Society. All employees and their families are invited to join and help raise money to find a cure for cancer.



AVIONICS MANUFACTURERS & SALES

Collins Aerospace



Collins Aerospace

Avionics Division, 400 Collins Road NE
Cedar Rapids, Iowa 52498
collinsaerospace.com
P: +1-319-295-1000
RAA Representative: Jeff Spies, Account
Manager, Avionics Services Business
Development

Collins Aerospace is a leader in technologically advanced, intelligent solutions that help to redefine the aerospace and defense industry. We dedicate our capabilities, comprehensive portfolio and expertise to solving customers' toughest challenges and meeting the demands of the global market. The company employs more than 78,000 people in more than 300 locations worldwide. Based in Cedar Rapids, Iowa, Collins Aerospace Avionics division includes: commercial and government avionics systems; cabin management and content systems; information management systems and services; fire protection services; and aircraft sensors.

FreeFlight Systems



8080 Tristar Drive, Suite 100
Irving, Texas 75063
www.freeflightsystems.com
P: 254-662-0000
RAA Representative: Ashley Ring, VP, Sales &
Marketing

FreeFlight Systems is a NextGen Avionics manufacturer that specializes in SBAS/GNSS sensors, radar altimeters, datalink ADS-B receivers and other avionics.

Thomas Global Systems

13844 Alton Parkway
Irvine, California 92618
www.thomas-global.com
P: +1-949-596-7895
RAA Representative: Angus Hutchinson, Chief
Executive Officer

Thomas Global is an industry leader in the design, production and support of innovative electronic systems solutions for aerospace and defense applications. Since 1956, the Company has gained international recognition for practical innovation and dependability. Thomas Global delivers expertise in advanced flight displays, armored vehicle electronics and mission system solutions supported by dedicated service and support teams operating around the world. The Company's facilities are in Sydney, Australia and Irvine, California.

Universal Avionics, an Elbit Systems Company



3260 E. Universal Way
Tucson, Arizona 85756
www.uasc.com
P: +1-520-295-2300
RAA Representative: Kosta Gialamboukis/Scott
Campbell, Director of Business Development/
Director, Airline Programs

Universal Avionics, an Elbit Systems Company, is a leading manufacturer of innovative commercial avionics systems offered as retrofit and forward-fit solutions for the largest diversification of aircraft types in the industry.

COMPONENT MANUFACTURING/REPAIR & OVERHAUL

Advance Aero Inc

135 E Harrison St
Mooresville, Indiana 46158
www.advanceaeroinc.com
P: 317-831-3710
RAA Representative: Cliff Gjertson, Executive
VP Operations/Sales

FAA Certified Repair Station #JK5R965M. On wing repair as well as component repair in house. Component manufacturing and repair. AOG support throughout the US, Canada, and Latin America.

Aircraft Lighting International, Inc.

195 Engineers Road
Hauppauge, New York 11766
www.aircraftlighting.com
P: 631-474-2254
RAA Representative: David Mou, Business
Strategist

Since 1998, Aircraft Lighting International has designed and manufactured state of the art FAA-certified fluorescent and LED aircraft lighting systems for business, commercial, and military aerospace applications. We specialize in plug and play bulb replacement options that will improve lighting, increase reliability, and reduce maintenance costs. We are an AS9100D certified facility and manufacture all of our products in New York State. Let us help you with all your aerospace lighting needs!

Aviatron, Inc.

25 Customs Drive
South Burlington, Vermont 05403
www.aviatron.com
P: 802-865-9318 F: 802-862-9707
RAA Representative: Paul Mulley, Director of
Sales & Marketing

Aviatron is an Air Cycle Machine and Air Starter Specialist, with a "No BER" guarantee. Our Capabilities also include Overhaul/Repair of Pneumatic Valves, Power Generation Components and Generator Control Units. Offering an in-house Engineering service and an active DER and PMA development program currently delivering proven reliability and substantial operational cost savings. Aviatron is a FAA and EASA certified repair station.

COMPONENT MANUFACTURING/REPAIR & OVERHAUL (CONTINUED)

Camtronics Aviation Group

122 W. Beechcraft Drive
Tulsa, Oklahoma 74132
www.camtronicsllc.com
P: 918-299-5148
RAA Representative: Casey Kenney, Director of
Sales & Marketing

Camtronics group of companies offers a wide variety of specialized repairs designed to reduce costs and improve reliability. The core business of Camtronics involves repair of Antennas, Heat Transfer, Battery/Power Supply, Actuation, Galley, Lavatory, and Fluid System components on most Commercial, Military and Corporate aircraft platforms. We are experts in component repair and overhaul, providing repair solutions driven by our customer's needs. We are specialists committed to fast turn-around times, unparalleled customer service and proven reliability.

Erie Aviation, Inc.

1607 Asbury Road
Erie, Pennsylvania 16505
www.ErieAviation.com
P: 814-838-8934 F: 814-833-3672
RAA Representative: Brian Peterman, Marketing

Erie Aviation, Inc. is a Part FAR 145 Repair Station / Part FAR 21 Manufacturer and distributor for commercial airline cabin equipment, electronics, hydraulics and cargo loading system control units. Erie Aviation, Inc. holds PMA's / STC's for a variety of fluorescent to LED cabin reconfigurations as well as lavatory faucets. All products are proudly made in the USA, in Erie PA. For additional information, please visit our website at: www.ErieAviation.com

First Aviation

15 Riverside Avenue
Westport, Connecticut 06880
P: 203-291-3300
https://www.firstaviation.com/
RAA Representative: Joshua T. Krotec,
Senior Vice President

First Aviation Services Inc. (FAvS), located in Westport, Connecticut, is a leading provider of repair and overhaul, PMA parts manufacturing and rotobles management to the aviation industry worldwide. FAvS's principal operating subsidiaries are: Aerospace Turbine Rotables, Inc. (AeTR) and Evolution Aerospace, Inc. (EVO) in Wichita, Kansas and Piedmont Propulsion Systems, LLC (PPS) in Winston-Salem, North Carolina. Together, the companies repair and overhaul Landing Gear systems, Flight Controls and Flight Control Actuation systems, Lighting, Power Supplies, Tach Generators, Oxygen & Fire Suppression systems, Hydrostatic Testing, and Crew Masks, all Dowty, Hamilton, Hartzell and McCauley propellers. In addition, the companies offer hundreds of PMAs for Honeywell/Grimes lighting, starter/generator brushes, landing gear, crew masks and oxygen and fire bottles. More information about FAvS and its subsidiaries may be found on the company's website, www.firstaviation.com.

Fokker Services Americas

456 Aerotron Parkway
LaGrange, Georgia 30240
www.fokkerservices.com
P: +1-706-812-1700
RAA Representative: Leon Kouters,
Director of Sales

Our drive revolves around one purpose: exceed reliability expectations to keep your aircraft where they belong, in the sky. As a Global Independent Aerospace Service Provider we create tailored solutions for your maintenance of regional, commercial and military aircraft. We engineer, repair, upgrade, and deliver made-to-measure solutions, innovating in multiple areas to support your competitive operations. Our services range from type certificate holder-related product support services to flight hour based component availability and repair programs, spare parts, engineering, modifications, and documentation support. The combination of OEM (design) expertise and after-sales support makes us an essential partner for the aerospace industry.

Kamatics

1330 Blue Hills Avenue
Bloomfield, Connecticut 06029
www.kaman.com/engineered
P: 860-243-9704
RAA Representative: Audra Porteous, Senior
Team Leader, Customer Account Management

For decades, Kamatics has been designing, testing, and manufacturing the highest performing bearings and flight critical parts in the industry—excelling under the most demanding conditions. Our proven innovations have kept us in front in our industry—and helped clients keep out in front of theirs. We draw on over 50 years of experience and work hand-in-hand with our customers to tailor the optimal self-lubricating bearing liner for each application. Our advanced research teams continually test and introduce new technologies and materials to support the evolving demands of the industry.

Lee Aerospace Inc.



9323 E. 34th St. N
Wichita, Kansas 67226
www.leeaerospace.com
P: 316-636-9200
RAA Representative: Harry Thurmond, SVP,
Business Development

Lee Aerospace is an industry leader in the design and manufacturing of acrylic aircraft windows, structure assemblies as well as composite parts in our modern manufacturing facility. We are ISO9001:2015 / AS9100D for the design, manufacturing, assembly, repair, installation and distribution of aerospace window/windshields composite details and assemblies, sheet metal wing spars and fuselage assemblies for the aerospace market. We are also NADCAP certified for composites manufacturing.

MidContinent Instruments & Avionics

9400 E 34th St N
Wichita, Kansas 67226
www.mcico.com
P: 316-630-0101 F: 316-630-0723
RAA Representative: David Copeland, Director of Sales

For more than half of a century, Mid-Continent Instruments and Avionics has been an industry leader in the overhaul, exchange, repair, design and manufacturing of aircraft instruments, avionics and advanced power solutions.

CONSULTANTS (LEGAL, INSURANCE, TAX, & COMMUNICATIONS)

Korn Ferry



1201 W Peachtree Street NW, Suite 2500
Atlanta, Georgia 30309
<https://www.kornferry.com>
P: 305-205-7238 F: 305-377-4428
Michael Bell, Senior Client Partner,
Aviation & Aerospace

Korn Ferry is a global organizational consulting firm. We work with clients to design their organizational structures, roles, and responsibilities. We help hire the right people and advise on how to reward, develop, and motivate workforces. We help professionals navigate and advance their careers. Our 8,600 colleagues serve clients in more than 50 countries. We offer five core solutions: Organizational Strategy, Assessment and Succession, Talent Acquisition, Leadership Development, Rewards and Benefits. Korn Ferry's Civil Aviation Practice serves the human capital needs of airlines, airports, aviation service providers, and other enterprises in the global civil aviation practice on a global basis.

Winstead PC

2728 N Harwood, Suite 500
Dallas, Texas 75201
www.winstead.com
P: 214-745-5400
RAA Representative: Ehren Hartz, Shareholder

The Winstead Airlines Team is dedicated to assisting airlines around the world navigate the ever-changing legal and regulatory environment of the airline industry. Our team of attorneys has unparalleled experience structuring, drafting and negotiating essential contracts in a variety of airline transactions. Our understanding of the market-based terms enables our airline clients to efficiently steer through complicated transactions to stay on track and get back to the business at hand – running a successful airline.

DISTRIBUTOR

3 Points Aviation Corp.

27 Sagona Ave, Unit #4
Mount Pearl, Newfoundland and Labrador,
Canada A1N 4P8
<http://www.3pointsaviation.com>
RAA Representative: Leo Druken, Chief
Financial Officer

3 Points Aviation is a supplier of aircraft rotables and consumables for the regional aircraft market.

Aviation Inventory Resources

PO Box 1999
Mansfield, Texas 76063
www.avinvres.com
P: 817-672-0060 F: 817-670-0064
RAA Representative: Denise Fernandez,
Director of Sales

Aviation Inventory Resources, Inc. provides support for regional aircraft and spare parts. Our inventory mainly consists of SAAB 340, ATR42/72, jetstream and metro. We are currently expanding our inventory to include embraer and other miscellaneous aircraft parts. Our well trained sales staff is available for any questions that you may have, as well as a 24 hour aog line for your after hours requirements. With our extensive inventory, we offer competitive pricing, exchange as well as leasing opportunities.

CTG (Crestwood Technology Group)

One Odell Plaza, Suite 139
Yonkers, New York 10701
<https://www.ctgnow.com>
P: 81-568-39-2100
RAA Representative: Elyse Tenney, Global VP of Business Development

CTG (Crestwood Technology Group) provides supply chain solutions designed to keep fleets and systems operational, ready and safe. We are a leading supplier of parts, material and obsolescence management solutions to many of the world's largest airlines, MRO's and aircraft manufacturers, as well as the Department of Defense and its contractors. CTG maintains one of the largest on-site inventories of parts for fixed-wing, rotorcraft, power plant and ground-support equipment. We specialize in expendables, rotables, and consumables sourcing, kitting and tooling, inventory management and AOG services. Companies like Sikorsky, Boeing and Lockheed Martin have recognized CTG's commitment to quality and customer service as award-winning. CTG is the first and only distributor in the industry to earn AC7402 CAAP (Counterfeit Avoidance Accreditation Program) certification recognized by both customers and industry in setting the highest Aerospace quality management and inspections standards for suppliers and distributors.

Magellan Aviation Group

2345 Township Rd., Suite B
Charlotte, North Carolina 28273
<https://magellangroup.net/>
P: 712-574-8727
RAA Representative: Ron Hankins, Vice
President, Regional Aircraft Division

Magellan Aviation Group is a leading global supplier of aircraft products and services and a specialist in engine leasing and trading, serving more than 775 customers in 80 countries. Magellan provides quality airframe and engine parts, aircraft and engine sales and leasing, as well as inventory management and consignment programs.

DISTRIBUTOR (CONTINUED)

Proponent

3120 Enterprise Street
Brea, California 92821
www.proponent.com
P: 714-223-5400
RAA Representative: Scott Joynt, Regional Vice President

Proponent is a leading independent global aerospace parts distribution business headquartered in Brea, California. As well as providing traditional distribution services to airlines, MROs and OEMs, the company also provides a range of inventory management solutions designed to reduce operating costs and improve supply chain performance. The company's focus is on providing outstanding quality and value by better understanding its customers and delivering time-based service advantages.

Sky Mart Sales Corp

9475 NW 13th Street
Miami, Florida 33172
www.skymart.aero
P: 305-592-0263 F: 305-592-8359
RAA Representative: Alan Arnett, General Manager

Sky Mart is a leading authorized distributor for Chemicals, Consumables, Fluids, Lubricants, Paints and select Rotables. We represent leading manufacturers like 3M, Alglas, Aeroshell, Castrol, Chemetall, Eastman, Energizer, ExxonMobil, Nuvite, Polyken, PPG, Royco, Socomore and many other leading lines. We maintain a large stock, priced competitively that is ready to ship immediately. Sky Mart is an expert at shelf life management and VMI programs.

TBM, Inc. Filtration Systems Products, Inc.

8506 Herrington Court
Pevely, Missouri 63070
http://www.fsptbm.com
RAA Representative: Kim Heikkila, Sales Manager

TBM, Inc. is a business that distributes and manufactures lubricants, greases, chemicals, mil-spec products and lubricating equipment. TBM also offers adhesives, coatings and sealants, as well as specialized equipment to compliment these products. We also manufacture products for specific needs and applications.

Zenith Aviation, Inc.

1321 Lafayette Blvd.
Fredericksburg, Virginia 22401
www.zenithaviation.com
P: 540-361-7700 F: 540-361-7800
RAA Representative: Angela Shawaryn, President

We provide quality Airframe and Engine Parts, Exchange Pool Inventories, Customer Managed Repairs, Consignment Programs & 3PL Logistics.

ENGINE MANUFACTURER

GE Aviation

1 Neumann Way, Room 242
Cincinnati, Ohio 45215
www.geaviation.com
P: 35316116013 F: 35316116003
RAA Representative: Paolo Bellini

GE Aviation, an operating unit of General Electric Company (NYSE: GE), is a world-leading provider of commercial and military jet engines and components as well as integrated digital, electric power, and mechanical systems for aircraft. GE Aviation also has a global service network to support these offerings and provides flexible OnPoint service solutions tailored to meet the needs of the aviation markets.

Pratt & Whitney Canada

1000 Marie-Victorin
Longueuil, Quebec, Canada J4G 1A1
https://www.pwc.ca
P: 1-800-268-8000
RAA Representative: Frederic Lefebvre, Vice President Marketing, Regional Aviation

At Pratt & Whitney, we believe that powered flight has transformed – and will continue to transform – the world. That's why we work with an explorer's heart and a perfectionist's grit to design, build, and service the world's most advanced aircraft engines. We do this across a diverse portfolio – including Commercial Engines, Military Engines, Business Aviation, General Aviation, Regional Aviation, and Helicopter Aviation – and as a way of turning possibilities into realities for our customers. This is how we at Pratt & Whitney approach our work, and this is why we are inspired to go beyond.

ENGINE REPAIR, OVERHAUL & MODIFICATIONS

StandardAero



StandardAero

6710 N Scottsdale Road, Suite 250
Scottsdale, Arizona 85253
www.standardaero.com
P: +1-480-377-3100
RAA Representative: Jason Johnson, VP, Sales & Marketing

StandardAero is one of the world's largest independent providers of services including engine and airframe maintenance, repair and overhaul, engine component repair, engineering services, interior completions and paint applications. StandardAero serves a diverse array of customers in business and general aviation, airline, military, helicopter, components and energy markets.

FINANCE & LEASING

Elix Aviation Capital Limited

12/13 Exchange Place, Custom House Docks
Dublin, Ireland Dublin 1
http://www.elix.aero
P: 848-0900
RAA Representative: Angeliki Kapsiani

Elix Aviation Capital (Elix) is a regional aircraft lessor based in Dublin, Ireland and specialized in turboprop aircraft leasing. Elix supports operators worldwide with strong regional aviation and aircraft leasing expertise. The Elix Team's skill-sets and experience includes: airline start-ups, regional aircraft markets, commercial aircraft manufacturing, aerospace mergers & acquisitions, privatisations and restructurings, airline and aircraft finance, industry-leading legal and regulatory expertise, as well as deep technical capabilities in airline operations.



RAA MEMBERS GIVE BACK

Endeavor Gives Back

Endeavor employees took a “leap” of courage into icy Minnesota waters for Special Olympics Minnesota’s Polar Plunge. Employees from across all work groups participated, even taking the plunge in their uniforms. The Endeavor Frigid Flyers team raised more than \$26,000 for the organization that offers children and adults with intellectual disabilities year-round sports training & competition, as well as health & leadership programs. In February of this year, Endeavor Air, in partnership with sister airline, Delta, served as the official airline partner and carrier for Bert’s Big Adventure, an Atlanta-based non-profit organization that takes chronically- and terminally-ill children and their families to Walt Disney World on an all-expenses paid trip of a lifetime.



FINANCE & LEASING

(CONTINUED)

Falko

1, Bishop Square, St Albans Road West
Hatfield, Hertfordshire, United Kingdom AL10 9NE
www.falko.com
P: +353-1-669-4890
RAA Representative: Jack Hynes, VP Portfolio
Development

Falko is an aircraft operating leasing company focused on the regional aircraft sector. It is one of the longest standing and largest managers of regional aircraft globally, having acquired 140 aircraft with a total value of \$2.0 billion since its expansion into all regional aircraft types in 2013. Falko's strategy is focused on growing its portfolio of funds and aircraft under management and the continued development of products and services in support of its lease management activity.

GE Commercial Aviation Services

901 Main Avenue
Norwalk, CT 06851
https://www.gecas.aero/
P: 203-229-3300
RAA Representative: Dan Slater Senior Vice
President, Commercial, US

GE Commercial Aviation Services (GECAS) is a global aviation solutions provider, offering a full range of fleet, financing and productivity solutions to the airline industry. With more than 225 airline customers and over 30 years experience in aircraft finance, GECAS owns and manages a fleet of over 1,400 commercial airplanes. GECAS is a wholly owned subsidiary of the General Electric Company. GECAS offers a full range of fleet, financing and productivity solutions, including: Operating leases, Sale/leasebacks, Aircraft trading and remarketing, Secured loans, Regional Jets, Freighter aircraft, Engine Leasing, Asset management, Pilot training and services, and Fleet advisory/technical services. GECAS has a broad portfolio of Bombardier and Embraer regional jets for lease to airlines around the world. Markets/Industries served: Over 225 airlines in 70 countries.

Nordic Aviation Capital

5th Floor-Bedford Place, Henry Street
Limerick, , Ireland
http://www.nac.dk
RAA Representative: Chris Mueller, Vice
President-Marketing

Nordic Aviation Capital (NAC) is the global leader in Regional Aircraft Leasing and Financing, and the fifth largest aircraft leasing company in the world. NAC provides aircraft leasing and lease management services to airlines and aircraft investors worldwide. NAC provides flexible, customized and competitive aviation solutions to airlines globally. With offices in Ireland, Canada, Denmark, Singapore and the United States we are best situated to serve each commercial aviation market across the globe. NAC has a current fleet of over 400 owned and managed aircraft and serves over 70 airline customers in 49 countries.

FLIGHT CREW PRODUCTS/ SERVICES

Travelpro Products Inc.

700 Banyan Trail
Boca Raton, Florida 33431
www.travelpro.com
P: 800-741-7471
RAA Representative: Jeremy Welch, Business
Manager, Aviation Channel

For more than 30 years, Travelpro has been the luggage brand of choice for flight crews and frequent travelers worldwide. Our expanding array of bags and collections are designed for those who need their luggage to work as hard as they do—the flight crew members, the road-warriors, the commuters, and the business travelers. Ultimately, if you're going somewhere, we are your reliable travel companion.

FLIGHT TRAINING SIMULATORS

FlightSafety International

Marine Air Terminal, LaGuardia Airport,
Flushing, New York 11371
http://www.flightsafety.com
P: 718-565-4100 F: 718-565-4134
RAA Representative: Keith McGann, Director

Founded in 1951, FlightSafety International is the world's premier professional aviation training company and supplier of flight simulators, visual systems and displays to commercial, government and military organizations. As a factory authorized training provider for the vast majority of regional and business aircraft manufacturers, FlightSafety provides more than a million hours of training each year to pilots, technicians and other aviation professionals from 154 countries and independent territories.

GOVT/COLLEGES/ UNIVERSITIES/SCHOOLS

Baylor Institute for Air Science



Baylor University

COLLEGE OF ARTS & SCIENCES
Baylor Institute for Air Science

One Bear Place #97413
Waco, Texas 76798-7413
www.baylor.edu/aviation
P: 254-710-3563 F: 254-710-3560
RAA Representative: William B. Cade III,
Program Director

Baylor Institute for Air Science at Baylor University offers the unique combination of a professional aviation degree and a stellar education from a world-class faith-based university. Soar to new heights and discover Baylor's one-of-a-kind spirit of community and faith!

Western Michigan University - College of Aviation



WESTERN MICHIGAN UNIVERSITY College of Aviation

237 North Helmer Road
Battle Creek, Michigan 49037
www.wmich.edu/aviation
P: 269-964-5768
RAA Representative: Tom Thinnis, Recruitment
and Outreach Manager

Western Michigan University's College of Aviation offers the only comprehensive aviation program at a public university in the state of Michigan, and with nearly 1,200 undergraduate students, is one of the largest aviation programs in the nation. Backed by over 80 years of aviation experience, education, and our excellent industry reputation, WMU's College of Aviation is a powerful force in the future of aviation training.

MAINTENANCE & REPAIR STATIONS

1 Vision Aviation

2500 Keokuk Ave
Sioux City,, Iowa 51111
<https://www.1vision.aero>
P: 712-574-8727
RAA Representative: Jimmy Sponder, CEO

We are a part 145 repair station.

Ascent Aviation Services



ASCENT AVIATION SERVICES

24641 E Pinal Air Park Rd
Marana, Arizona 85653
<https://ascentmro.com/>
P: 520-682-4181
RAA Representative: Scott Butler, Chief
Commercial Officer

Ascent Aviation Services is one of the largest aircraft maintenance operations in the world providing fully integrated aviation maintenance, repair and overhaul (MRO), line maintenance, storage, reclamation, paint and interior services to owners, operators, and lessors of wide body, narrow body, and regional aircraft. Ascent Aviation Services currently operates two maintenance facilities that span more than 1,250 acres and houses 5 hangars in southern Arizona. Ascent Aviation Services is a Class IV CFR Part 145 certified Repair Station and maintains approvals & certifications from regulatory authorities globally, including FAA, EASA, BDA/AMO, TCCA, NCAA, and 2-REG.

C&L Aviation Group

40 Wyoming Avenue
Bangor, Maine 04401
cla.aero
P: 1-207-217-6050
RAA Representative: Calvin Tuitt, SVP Business
Development MRO

We are a global aviation services and aftermarket-support provider for regional and corporate aircraft specializing in quality parts, service, sales, leasing, maintenance, aircraft refurbishment, and aircraft re-marketing. We make aircraft ownership more economical by providing all of our services in one location: our state-of-the-art 200,000 square-foot facility at Bangor International Airport in Maine, where for more than 20 years, aircraft have been coming for maintenance and inspections. And to make things even more convenient for our customers, we also maintain sales offices and warehouses around the globe.

CaseBank Technologies, Inc., A Division of ATP

6205 Airport Road, Building A, Suite 200
Mississauga, Ontario, Canada L4V 1E1
<http://www.casebank.com>
P: 516-798-4444 x215
RAA Representative: Emily McKinley, Manager
of Marketing

CaseBank Technologies Inc., a Division of ATP, provides troubleshooting, reliability and defect trend analysis tools, that help engineering and service teams accelerate equipment repair, increase uptime, reduce warranty costs and enhance product support and performance. Founded in 1998, CaseBank has deep roots in the aerospace and defence industries and has deployed solutions worldwide to support Fortune 1000 companies.

Commercial Jet Inc.

4600 NW 36th St, BLDG 896
Miami, Florida 33166
P: 305-341-5150
<https://www.commercialjet.com/>
RAA Representative: Rick Townsend, Vice
President, Sales & Marketing

Commercial Jet provides turn-key aircraft maintenance, repair and overhaul (MRO) services for a wide array of commercial and military aircraft. As an independent FAA EASA approved repair station, our customers include scheduled and non-scheduled passenger airlines, cargo operators and leasing companies. Commercial Jet has two large facilities encompassing over half a million square feet, strategically located in South Florida and Alabama - with both facilities capable of supporting multiple heavy maintenance checks simultaneously. Positioned within the industry as a leading provider of responsive, quality and cost effective maintenance solutions, Commercial Jet is your partner for Advanced MRO Solutions.

Dallas Aeronautical Services

1456 Edgefield Dr
Cedar Hill, Texas 75104
<http://dasvcs.com>
P: 799-9090
RAA Representative: Michael Ward, Business
Relations Manager

Leading provider of overhaul and repair services for corporate and commercial aircraft composites, structures and assemblies.

MAINTENANCE & REPAIR STATIONS (CONTINUED)

HEICO

3000 Taft Street
Hollywood, Florida 33021
www.heico.com
P: 954-987-4000
RAA Representative: Kim Barmoha, Senior Director, Marketing

HEICO Corporation is globally recognized as a leader in high quality, cost-saving parts supply and repair solutions. HEICO Parts Group is the world's largest independent supplier of FAA-PMA approved engine and component parts for virtually every engine platform and ATA chapter, holding over 11,000 FAA approvals, and producing more than 500 new, highly engineered parts each year. HEICO Repair Group supplies flight-critical repair and overhaul services for aircraft components and is one of the largest independent component MRO and Asset Management Services providers in the world. HEICO Distribution Group is the world's largest Distributor of Original Equipment Parts to the airline, MRO and OEM markets.

Lufthansa Technik AERO Alzey GmbH

Rudolf-Diesel-Str. 10
Alzey, Rhineland Palatinate, Germany 55232
www.lhaero.com
P: +49-6731-497-0 F: +49-6731-497-197
RAA Representative: Mark Johnson, CEO

With more than 30 years experience in MRO services for regional aircraft engines, Lufthansa Technik AERO Alzey is nowadays the leading independent service provider for CF34-3/-8/-10 series and PW100- and PW150 series engines and the PW1500G as latest family member. LTAA is industry recognized for providing Regional Airlines as well as General & Business Aviation Operators with high quality maintenance services and repairs at excellent price-performance ratios. LTAA is a General Electric and P&WC designated/authorized repair and overhaul facility and approved by FAA and EASA and others.

MHI RJ Aviation ULC

3,100 Henri-Fabre Blvd
Mirabel, Québec J7N 3C6 Canada
P: 514-855-5000
http://www.mhirj.com/
RAA Representative: Ross Mitchell, Vice President, Commercial Strategy

MHI RJ Aviation Group (MHIRJ) provides comprehensive critical operational, engineering and customer support solutions including maintenance, refurbishment, technical publications, marketing and sales activities for the global regional aircraft industry. Headquartered in Montréal, Quebec, and bolstered by an Aerospace Engineering Center, MHIRJ's network of service centres, support offices and parts depots are positioned in important aviation hubs in the U.S., Canada and Germany. A wholly owned subsidiary of Mitsubishi Heavy Industries, Ltd, MHI RJ Aviation Group includes MHI RJ Aviation ULC (Canada), MHI RJ Aviation Inc. (U.S.A.) and MHI RJ Aviation GmbH (Germany).

RAA MEMBERS GIVE BACK

Horizon Hosts a Week of LIFT and Makes a Commitment to Addressing Racial Inequity

Horizon Air and sister-airline Alaska Airlines hosted a Week of LIFT, an initiative to make flying matter, where more than 700 employees volunteered at over 20 events in nine cities in the United States. Some of the volunteer events included serving at local food banks, teaching classes, and participating in outdoor cleanups through local organizations. And in response to recent acts of racial injustice, both airlines held several employee listening sessions to inform both short- and long-term action plans to address racial equity within and beyond the company. These listening sessions were seen as a small but vital step for employees to help company leaders shape a plan of action to advance racial equity and create lasting change. Alaska's Business Resource Group, Air Group Black Employees, Allies and Advocates (ABEA) hosted a virtual internal discussion with both airlines employees in recognition of Juneteenth in the hope of educating, engaging and uplifting our company.





MAINTENANCE & REPAIR STATIONS (CONTINUED)

Olmsted Instrument Company

1401 Stoneridge Drive
Middletown, PA 17057
www.olmsted.cc
P: 717-944-4021
RAA Representative: Bill McMinn, President

Established in 1970, Olmsted Instrument Company provides avionics, instrumentation, and accessories sales, service, and installation for private, corporate, commercial, and government entities.

Phoenix Air Repair, Inc.

1842 E. 3rd. St.
Tempe, Arizona 85281
<http://www.phxair.net>
P: 480-730-7905 F: 450-730-9952
RAA Representative: Perry Hogan, General Manager, Business Development

FAA/EASA certified repair station.

Premier Aviation Quebec Inc.

800, 8e rue de l'Aéroport
Quebec, Canada G2G 2S6
www.premieraviation.ca
P: 1-888-578-3369
RAA Representative: JC Tewfik, VP Sales, Marketing & Services

Premier Aviation Quebec Inc. is an International primary provider of regional airframe heavy maintenance with all back shops under one roof. Located at the Jean Lesage International Airport in Quebec City (YQB), Quebec, Canada, Premier Aviation Quebec Inc. is Transport Canada, FAA (Bi-lateral), ANAC, 2-REG and EASA certified. Premier Aviation Quebec Inc. provides world-class cost-effectiveness and value-added MRO services to lessors and aircraft operators worldwide. We maintain all regional types' aircraft such as but not limited to: EMB 170/190, ERJ 135/145, Dash 8 Family, ATR42/72, CL215-415 and SAAB340. Let our technician make your Heavy Maintenance a positive experience!

PrimeFlight Aviation Services



3 Sugar Creek Center Boulevard
Sugar Land, Texas 77478
www.primeflight.com
P: 281-942-6800
RAA Representative: Carl Shipsky/Amanda Hoffman, VP, Sales & Customer Support/
Senior Director, Marketing & Communications

PrimeFlight Aviation Services provides air carriers and airports with a wide range of aircraft, passenger and security services, including GSE Maintenance, Cargo, Fueling, Deicing, Ground Handling, Aircraft Appearance and Customer Support services, to ensure the safe and reliable operation of their aircraft and the comfort of their passengers. Our team is focused on quality, safety and providing a positive customer experience through all services offered. We strive to be a leading provider of aviation services and strong business partner for our customers.

Sky Service F.B.O. Inc.

6120 Midfield Road
Mississauga, Ontario, Canada L5P 1B1
<http://www.skyservice.com>
P: 796-0689
RAA Representative: Kelly McCaffrey, Off Site Coordinator

In 1986, Skyservice was incorporated in order to serve the needs of the Aviation Community. Over the past 21 years Skyservice has become the primary reference for Business and Regional Aviation Services. With award winning FBO and Maintenance facilities in Montreal, Toronto and Calgary, Skyservice has taken a large focus on regional aircraft maintenance with over 300 employees as well as 300,000sq. ft. of state of the art hangar and maintenance facilities to support Regional aircraft operators. Skyservice Aviation is currently one of the largest aviation companies in Canada including maintenance, charter, aircraft management, FBO and air ambulance services.

Wilkerson Aircraft Tires

206 West Virginia Ave., P.O. Box 438
Crewe, Virginia 23930
wilkersonaircrafttires.com
P: 434-645-9641 F: 434-645-7759
RAA Representative: Bill Wilkerson, President

Wilkerson Aircraft Tires is the leading tire supplier for the Commuter/Regional fleets in the USA as well as many countries. We offer programs using both new tires and retreads in an effort to offer each airline purchasing options that work well for their tire requirements.

PUBLICATIONS

JANA, Inc.

1717 Universal City Blvd
Universal City, Texas 78148
<http://www.janacorp.com>
P: 704-504-9204 F: 704-504-9205
RAA Representative: Scott Anderson, Business Development Executive

JANA is a leading engineering and technical documentation services company with more than 40 years of experience in providing best-in-class services to the aviation industry.

SPECIALIZED SERVICES

FirstSource Solutions

100 Highpoint Drive, Suite 102
Chalfont, PA 18914
<http://www.firstsourcesolutions.com/>
P: 215-396-5505
RAA Representative: Mary Ellen Petti, Vice President, Client Advocacy

First Source Solutions delivers a variety of solutions to address the needs of employer regulatory compliance and addiction medicine, including: drug & alcohol testing, occupational health services, background screening and monitoring of those with a substance use disorder. Formerly FirstLab, FS Solutions is a partner with RAA in the RAA Drug Testing Consortium.

Heads Up Technologies, Inc.

2033 Chenault, Suite 100
Carrollton, Texas 75006-5119
www.heads-up.com
P: 972-980-4890 F: 972-980-4843
RAA Representative: Rob Harshaw, President / CEO

Heads Up Technologies began by developing highly advanced digital audio checklist systems for pilots that allowed them to fly “heads up.” Since that first innovative step, we’ve expanded our expertise to include an array of cockpit, cabin and aviation electrical solutions. From warning systems that enable safer flight, to cabin management systems that set a new standard for luxury, we’re out to redefine the flying experience. Our goal is to make your vision a reality by removing obstacles, and by delivering customizable products that work seamlessly into your design.

HQ Aero Management (US) Inc.

167 Airplane Ave
Bridgeport, West Virginia 26330
www.hqaero.com
P: 304-848-0900 F: 304-848-0904
RAA Representative: Ronald Eagle, President

In today’s aviation industry when most companies struggle with finding qualified aircraft technicians, they rely on the services of a highly qualified recruiting partner. In addition to recruiting highly qualified aviation contractors for your short or long term contract needs, HQ Aero offers recruiting and placement services for your direct placement needs as well. The only time we charge a fee for service is when you make an offer to a candidate and they start work with your company. We offer direct placement recruiting services to our customers at a substantially discounted rate, as a compliment to our contract recruiting services, in an effort to build a strong long term relationship as our customer’s full service aviation recruiter of choice.





SPECIALIZED SERVICES

(CONTINUED)

JETPUBS Inc

900 Crest View Drive, Suite 130
Hudson, Wisconsin 54016
www.jetpubs.com
P: 715-220-4232
RAA Representative: Larissa Fildes, Chief Executive Officer

At JETPUBS, our primary purpose is to make our clients' lives easier. With 500+ global clients, JETPUBS is an aviation services company that specializes in delivering tailored solutions for training materials and manuals management. As a leader in this niche space, JETPUBS assists clients to improve their efficiency, safety, and compliance of their flight operations, in-flight, maintenance, and ground operations by delivering high-quality materials and services in print and digital formats. From managing content and manual revisions via our Online Manuals Service (OMS) to providing cockpit posters, static trainers, systems schematics, and graphics, we deliver unmatched customized solutions.

M&H Uniforms/Murphy & Hartelius



843 Stanton Road
Burlingame, California 94010
manduniforms.com
P: 800-888-9927 F: 650-344-3165
RAA Representative: Briana Sanders, Uniform Sales Specialist

M&H Uniforms is a third generation family business that has specialized in uniforms for over 60 years and we have the right uniform for you! We can help with a customized program, of any size, making your company totally unique or you can visit our existing inventory with no inventory obligation or commitment. We look forward to working together!

Papillon Grand Canyon Helicopters

P.O. Box 455, 3568 Airport Road
Grand Canyon National Park, Arizona 86023
www.Papillon.com
P: 928-638-9330 F: 928-638-9349
RAA Representative: Jeff Bubier, South Rim General Manager / DER

Papillon Grand Canyon Helicopters conducts helicopter tours over the Grand Canyon, Las Vegas Strip, tours from Page AZ to Bryce Canyon, Monument Valley and Lake Powell as well as charter services. Papillon has a Utility division that supports Arizona Game and Fish, Grand Canyon National Park and Fire fighting operations throughout out the United States.

RCMBT

89 Mojave Cres.
Richmond Hill, Ontario, Canada L4S 1R7
http://www.rcmbt.com
P: 905-264-7501
RAA Representative: Paul Vascotto, President

RCMBT provides airlines and the aerospace sector with high quality reliability and cost management solutions. Through an innovative suite of key business components, we offer proven results in operational reliability, decreased costs and enhanced efficiencies. Clients choose the required level of services from our key business components ranging from; basic data entry, data management and data mining to detailed and enhanced reliability analysis and maintenance cost analysis Our services create business intelligence to enhance your operation.

Sterling Courier

570 Herndon Parkway, Suite 300
Herndon, Virginia 20170
http://www.sterlingcourier.aero
RAA Representative: Steve Wilson, Vice President, Strategic Accounts

The rapid transportation of critical and valuable aviation parts demands quick response time, precision handling and real-time monitoring. Sterling Courier meets these needs swiftly and efficiently -- offering you a complete array of customized solutions, on-time delivery and round-the-clock, personalized service every day of the year. Our industry experts know that every moment counts and your request are met with range unparalleled speed, reliability and attention to detail to keep down time to a minimum. With a wide range of solutions for shipping everything from critical parts, AOG parts, rapid returns manuals to dangerous goods, Sterling's priority services offer you: AOG Rush Services; AOG Charter Services; Rapid Recovery Services; Rapid Return Services; Dangerous Goods Rush Services; International Call Center; Real Time Tracking; & Tracing

TRAVEL SERVICES

Accommodations Plus International (API)

1200 Rte. 109
Lindenhurst, New York 11757
http://www.apihotels.com
P: 254-710-3563
RAA Representative: Ramzi Kamel, Chief Commercial Officer

Accommodations Plus International (API) was founded in 1984 on the principles of integrity and professionalism as a solution provider to the airline industry specializing in the handling of hotel accommodations for airline crews as well as business and leisure travel. As a full-service travel management company, API includes a suite of technology solutions that streamline the process of securing accommodations. API's transparent pricing model and advanced suite of solutions offer our airline clients an optimized solution that will simplify operations and result in considerable savings.

OTHER

Aerovision International LLC



620 E. Ellis
Norton Shores, Michigan 49441
<http://aerovi.com/>
P: 231-799-9000
RAA Representative: Mickala VanDop, Senior Director of Sales & Operations

A global leader in after market aviation parts, whole asset sales and leasing. With a primary focus of connecting our customers with a solution, through integrity and relationships.

ALPA, Air Line Pilots Association, Int'l

535 Herndon Parkway
Herndon, Virginia 20170
<http://www.alpa.org>
RAA Representative: Keith Hagy

The Air Line Pilots Association, International (ALPA, Int'l) is the largest air line pilots union in the world, representing 59,000 pilots at 33 US and Canadian airlines.

AV8 PMA LLC

6100 West by Northwest Blvd, Suite 100
Houston, Texas 77040
<https://www.av8grp.com/about-the-av8-group/>
P: 207-217-6050 F: 207-945-0992
RAA Representative: Yoel Arnoni, Principal

At the Av8 Group of companies, we have refined our expertise and years of industry experience in PMA parts, accessory and component MRO as well as AOG parts services into one common mission - To provide solutions for some of today's most prevalent problems in the aircraft parts and component segment.

Boeing

55 Invnerness Drive East
Englewood, Colorado 80112
<https://shop.boeing.com/>
P: 303-799-9090
RAA Representative: Rhonda Larance, Industry Relations Manager

Boeing's century of experience in bringing innovative service solutions to commercial, business & general aviation, defense and space customers united to form Boeing Global Services. With a focus on innovative services in engineering, digital solutions and analytics as well as supply chain logistics and training support, Boeing delivers agile, cost-competitive solutions, regardless of the original equipment manufacturer, so customers can reduce costs, drive efficiency and optimize operations.

Boutique Air Inc

5 3rd Street, Suite 925
San Francisco, California 94103
<https://www.boutiqueair.com/>
RAA Representative: Shawn Simpson, CEO

Boutique Air, Inc. is a commuter airline based in San Francisco, California.

Jet Support Services, Inc. (JSSI)

180 North Stetson Ave, 29th Floor
Chicago, Illinois 60601
www.jetsupport.com
P: 312-644-8716
RAA Representative: Francisco Zozaya, Senior Vice President, Business Development & Strategy

For over 30 years, Jet Support Services, Inc. (JSSI), has been the leading independent provider of maintenance programs to the aviation industry, covering virtually all makes and models of aircraft, engines, and APUs. JSSI provides its customers with comprehensive, flexible and affordable financial programs and tools for managing the often unpredictable costs of operating and maintaining business and commercial jets, turboprops and helicopters. As the creator of the revolutionary Tip-to-Tail® Program, JSSI is the only single source provider of this trademarked service. JSSI serves customers globally and manages maintenance services through its worldwide infrastructure of certified technical advisors.

Regional One, Inc.

6750 NE 4th Ct
Miami, Florida 33133
www.RegionalOne.com
P: 305-759-0670
RAA Representative: Tony Daponte, Director of Sales and Marketing

Regional One is a purchaser, lessor, and seller of aircraft, aircraft parts, engines and engine parts, offering worldwide support to regional and commercial aircraft operators.

RIM Enterprises LLC

1050 Lyons Lane
Marion, Iowa 52302
www.riment.com
P: 319-393-9727
RAA Representative: Allan Nordine, Vice President

RIM Enterprises LLC is focused on being your aircraft parts supplier of choice by offering impeccable customer service while maintaining the highest quality standards. Our staff utilizes over 150 years of combined aviation experience to assist with your requirements and has been delivering aircraft parts worldwide since 1991. Originally established as a supplier of avionics and instrumentation, through strategic planning and extensive inventory expansion we have grown in to a full service aircraft parts supplier capable of meeting all of our customer's needs. We maintain an inventory in excess of 90,000 line items at our centrally located facility in Marion, Iowa.

We offer creative aircraft parts solutions to our customers on a purchase, exchange, lease and rental basis. We are pleased to customize plans to meet each and every customer's specific requirements. Our dedicated staff will be happy to work with you every step of the way with only one goal in mind...your complete satisfaction.

RAA

SEE YOU IN PHOENIX

AT THE 45TH ANNUAL RAA CONVENTION

SEPTEMBER 25–SEPTEMBER 28, 2021

Back by popular demand! Please join us next year when we land in Phoenix—one of our all-time favorite convention destinations. There you will network with partners and customers, learn about critical industry initiatives, hear the latest from influencers and decision-makers, and work together to protect and strengthen our industry in the Valley of the Sun.

#RAA2021 #RAAinPHX

Interested in attending, exhibiting or sponsorships at **RAA2021**?
Learn more at www.raa.org/convention2021.



U.S. PART 135/PART 121 CERTIFICATED AIR CARRIERS

Q5	40-Mile Air
AN	ADVANCED AIR, LLC
1YQ	Air Charter, Inc d/b/a Air Flamenco
X4	Air Excursions LLC
AAT	Air Sunshine Inc.
ZW	Air Wisconsin Airlines Corp
AS	Alaska Airlines Inc.
G4	Allegiant Air
AA	American Airlines Inc.
8E	Bering Air Inc.
Z3	Bidzy Ta Hot Aana, Inc. d/b/a Tanana Air Service
4B	Boutique Air
9K	Cape Air
LF	CFM Inc d/b/a Contour Airlines d/b/a One Jet Shuttle
1QQ	City Wings Inc dba Seaflight
C5	Commutair Aka Champlain Enterprises, Inc.
CP	Compass Airlines
7H	Corvus Airlines, Inc d/b/a Era Aviation d/b/a Ravn Alaska
DL	Delta Air Lines Inc.
2HQ	Elite Airways LLC
ELL	Ellis Air Taxi Inc.
EM	Empire Airlines Inc.
9E	Endeavor Air Inc.
MQ	Envoy Air
EV	ExpressJet Airlines LLC
WST	Friday Harbor Seaplanes
F9	Frontier Airlines Inc.
22Q	Gem Air LLC
G7	GoJet Airlines LLC d/b/a United Express
YR	Grand Canyon Airlines, Inc. d/b/a Grand Canyon Airlines d/b/a Scenic Airlines
GV	Grant Aviation
H6	Hageland Aviation Service
HBQ	Harris Air Services
HA	Hawaiian Airlines Inc.
QX	Horizon Air
V8	Iliamna Air Taxi
2O	Island Air Service
2EQ	J&M Alaska Air Tours, Inc. d/b/a Alaska Air Transit
B6	JetBlue Airways
J5	Kalinin Aviation LLC d/b/a Alaska Seaplanes

■ Regional Airline ■ RAA Regional Airline

KAT	Katmai Air
KAH	Kenmore Air Harbor
38Q	Key Lime Air Corporation
YV	Mesa Airlines Inc.
MW	Mokulele Flight Services, Inc.
3E	Multi-Aero, Inc. d/b/a Air Choice One
3BQ	Nealco Air Charter Services, Inc. d/b/a Watermakers Air
NEW	New England Airlines Inc.
3F	Pacific Airways, Inc.
K2	Paklook Air, Inc d/b/a/ Airlift Alaska d/b/a/ Yute Commuter Service
KS	Peninsula Airways Inc.
PT	Piedmont Airlines
OH	PSA Airlines Inc.
3DQ	Rectrix Aviation, Inc.
RVQ	Reeve Air Alaska, LLC
YX	Republic Airline
7S	Ryan Air f/k/a Arctic Transportation
I4	Scott Air LLC dba Island Air Express
SEB	Seaborne Virgin Islands, Inc.
3M	Silver Airways
OO	SkyWest Airlines Inc.
2E	Smokey Bay Air Inc.
WN	Southwest Airlines Co.
SNK	Spernak Airways Inc.
NK	Spirit Air Lines
1SQ	Star Marianas Air Inc.
1RQ	Sun Air Express LLC dba Sun Air International
SY	Sun Country Airlines d/b/a MN Airlines
5V	Tatonduk Outfitters Limited d/b/a Everts Air Alaska and Everts Air Cargo
04Q	Tradewind Aviation
2TQ	Trans Northern Airways d/b/a Air Unlimited Charter Services
AX	Trans States Airlines
2LQ	Tropic Ocean Airways LLC
UA	United Air Lines Inc.
K3	Venture Travel LLC d/b/a Taquan Air Service
1AQ	Via Airlines d/b/a Charter Air Transport
VI	Vieques Air Link Inc.
4W	Warbelow
8V	Wright Air Service



U.S. AIRPORT CODES

ABR Aberdeen, SD	AUG Augusta/Waterville, ME	BKL Burke Lakefront, OH	CDB Cold Bay, AK
ABI Abilene, TX	AUS Austin, TX	BRL Burlington, IA	CXF Coldfoot, AK
ADK Adak Island, AK	BFL Bakersfield, CA	BTV Burlington, VT	CLL College Station/Bryan, TX
BQN Aguadilla, PR	BWI Baltimore, MD	BTM Butte, MT	COS Colorado Springs, CO
AKK Akhiok, AK	BGR Bangor, ME	CGI Cape Girardeau, MO	CAE Columbia, SC
KKI Akiachak, AK	BHB Bar Harbor, ME	LUR Cape Lisburne, AK	COU Columbia, MO
AKI Akiak, AK	BRW Barrow, AK	CNM Carlsbad, NM	CMH Columbus, OH
CAK Akron, OH	BTI Barter Island, AK	CPR Casper, WY	CSG Columbus, GA
7AK Akun, AK	BTR Baton Rouge, LA	CDC Cedar City, UT	GTR Columbus, MS
AUK Alakanuk, AK	BPT Beaumont/Port Arthur, TX	CID Cedar Rapids/Iowa City, IA	LCK Columbus, OH
ALS Alamosa, CO	WBQ Beaver, AK	JRV Ceiba, PR	USA Concord, NC
ABY Albany, GA	BKW Beckley, WV	CEM Central, AK	CDV Cordova, AK
ALB Albany, NY	BLV Belleville, IL	CDR Chadron, NE	CRP Corpus Christi, TX
ABQ Albuquerque, NM	BLI Bellingham, WA	CIK Chalkyitsik, AK	CEZ Cortez, CO
AEX Alexandria, LA	BJI Bemidji, MN	CMI Champaign/Urbana, IL	CGA Craig, AK
AET Allakaket, AK	RDM Bend/Redmond, OR	CHS Charleston, SC	CEC Crescent City, CA
ABE Allentown/Bethlehem/Easton, PA	BET Bethel, AK	CRW Charleston/Dunbar, WV	CKD Crooked Creek, AK
AIA Alliance, NE	BIT Bettles, AK	CLT Charlotte, NC	CPX Culebra, PR
APN Alpena, MI	BIL Billings, MT	CHO Charlottesville, VA	DAL Dallas Love Field, TX
AOO Altoona, PA	BGM Binghamton, NY	UBF Chatham, MA	DFW Dallas/Fort Worth, TX
AMA Amarillo, TX	KBC Birch Creek, AK	CHA Chattanooga, TN	DAY Dayton, OH
ABL Ambler, AK	BHM Birmingham, AL	CYF Chefornak, AK	DAB Daytona Beach, FL
AKP Anaktuvuk Pass, AK	BIS Bismarck/Mandan, ND	VAK Chevak, AK	SCC Deadhorse, AK
ANC Anchorage, AK	BID Block Island, RI	CYS Cheyenne, WY	DEC Decatur, IL
DQL Anchorage, AK	BMI Bloomington/Normal, IL	MDW Chicago Midway International, IL	DRG Deering, AK
MRI Anchorage, AK	BOI Boise, ID	ORD Chicago O'Hare International, IL	DRT Del Rio, TX
AGN Angoon, AK	BOS Boston, MA	CKX Chicken, AK	DJN Delta Junction, AK
ANI Aniak, AK	BLD Boulder City, NV	KCQ Chignik, AK	DEN Denver, CO
ANV Anvik, AK	BZN Bozeman, MT	KCG Chignik Bay, AK	DSM Des Moines, IA
ATW Appleton, WI	BFD Bradford, PA	KCL Chignik Lagoon, AK	DSI Destin, FL
ACV Arcata/Eureka, CA	BRD Brainerd, MN	CZN Chisana, AK	DTW Detroit, MI
ARC Arctic Village, AK	BKG Branson, MO	CHU Chuathbaluk, AK	DVL Devils Lake, ND
AVL Asheville, NC	KTS Brevig Mission, AK	CVG Cincinnati, KY	DIK Dickinson, ND
HTS Ashland, WV	TRI Bristol/Johnson City/Kingsport, TN	IRC Circle, AK	DLG Dillingham, AK
ASE Aspen, CO	RBH Brooks Lodge, AK	CLP Clarks Point, AK	DDC Dodge City, KS
AKB Atka, AK	BRO Brownsville, TX	CKB Clarksburg/Fairmont, WV	DHN Dothan, AL
ATL Atlanta, GA	BQK Brunswick, GA	CLE Cleveland, OH	DUJ DuBois, PA
ACY Atlantic City, NJ	CCR Buchanan Field, CA	ZXN Clover Bay, AK	DBQ Dubuque, IA
ATT Atmautluak, AK	BKC Buckland, AK	CVN Clovis, NM	DLH Duluth, MN
ATK Atkasuk, AK	BUF Buffalo, NY	COD Cody, WY	DRO Durango, CO
AGS Augusta, GA	BUR Burbank, CA	KCC Coffman Cove, AK	EAA Eagle, AK

U.S. AIRPORT CODES (CONT'D)

EGE Eagle, CO
ESD Eastsound, WA
EAU Eau Claire, WI
EDA Edna Bay, AK
EEK Eek, AK
EGX Egegik, AK
KEK Ekwok, AK
IPL El Centro, CA
ELD El Dorado, AR
ELP El Paso, TX
ELV Elfin Cove, AK
ELI Elim, AK
EKO Elko, NV
ELM Elmira/Corning, NY
EMK Emmonak, AK
ERI Erie, PA
ESC Escanaba, MI
EUG Eugene, OR
EVV Evansville, IN
PAE Everett, WA
EXI Excursion Inlet, AK
FAI Fairbanks, AK
KFP False Pass, AK
FAR Fargo, ND
FAY Fayetteville, NC
XNA Fayetteville, AR
FLG Flagstaff, AZ
FNT Flint, MI
FLO Florence, SC
FOD Fort Dodge, IA
FLL Fort Lauderdale, FL
FXE Fort Lauderdale Executive, FL
TBN Fort Leonard Wood, MO
RSW Fort Myers, FL
FSM Fort Smith, AR
VPS Fort Walton Beach, FL
FWA Fort Wayne, IN
FYU Fort Yukon, AK
FKL Franklin/Oil City, PA
FAT Fresno, CA
FRD Friday Harbor, WA
GNV Gainesville, FL

GAL Galena, AK
GAM Gambell, AK
GCK Garden City, KS
GCC Gillette, WY
GGW Glasgow, MT
GDV Glendive, MT
GLV Golovin, AK
GNU Goodnews Bay, AK
GCN Grand Canyon National Park, AZ
GCW Grand Canyon West, AZ
GFK Grand Forks, ND
GRI Grand Island, NE
GJT Grand Junction, CO
GRR Grand Rapids, MI
KGX Grayling, AK
GTF Great Falls, MT
GRB Green Bay, WI
GSO Greensboro/High Point, NC
GLH Greenville, MS
PGV Greenville, NC
GSP Greenville-Spartanburg Int., SC
GPT Gulfport/Biloxi, MS
GKN Gulkana, AK
GUC Gunnison, CO
GST Gustavus, AK
HGR Hagerstown, MD
HNS Haines, AK
HNH Hana, HI
CMX Hancock/Houghton, MI
HRL Harlingen/San Benito, TX
MDT Harrisburg, PA
HRO Harrison, AR
BDL Hartford, CT
PIB Hattiesburg/Laurel, MS
HVR Havre, MT
HRH Hawthorne, CA
HDN Hayden, CO
HYS Hays, KS
HKB Healy, AK
HLN Helena, MT
HIB Hibbing, MN
ITO Hilo, HI

HHH Hilton Head, SC
HOB Hobbs, NM
HYL Hollis, AK
HCR Holy Cross, AK
HOM Homer, AK
HNL Honolulu, HI
MKK Hoolehua, HI
HNH Hoonah, AK
HPB Hooper Bay, AK
HOT Hot Springs, AR
IAH Houston George Bush Intercont., TX
HOU Houston William P. Hobby, TX
HUS Hughes, AK
HSV Huntsville, AL
HSL Huslia, AK
HYA Hyannis, MA
HYG Hydraburg, AK
WHD Hyder, AK
IDA Idaho Falls, ID
IGG Igiugig, AK
ILI Iliamna, AK
IND Indianapolis, IN
INL International Falls, MN
IMT Iron Mountain/Kingsfd, MI
IWD Ironwood, MI
ISP Islip, NY
ITH Ithaca/Cortland, NY
JAC Jackson, WY
MKL Jackson, TN
JAN Jackson/Vicksburg, MS
JAX Jacksonville, FL
OAJ Jacksonville/Camp Lejeune, NC
JMS Jamestown, ND
JFK John F. Kennedy International, NY
JST Johnstown, PA
JBR Jonesboro, AR
JLN Joplin, MO
JNU Juneau, AK
OGG Kahului, HI
KAE Kake, AK
AZO Kalamazoo, MI
LUP Kalaupapa, HI

FCA Kalispell, MT
KLG Kalskag, AK
KAL Kaltag, AK
MUE Kamuela, HI
MCI Kansas City, MO
JHM Kapalua, HI
KYK Karluk, AK
KXA Kasaan, AK
KUK Kasigluk, AK
EAR Kearney, NE
ENA Kenai, AK
KEH Kenmore, WA
DQU Ketchikan, AK
KTN Ketchikan, AK
WFB Ketchikan, AK
EYW Key West, FL
IAN Kiana, AK
GRK Killeen, TX
KVC King Cove, AK
AKN King Salmon, AK
KPN Kipnuk, AK
IRK Kirksville, MO
KKB Kitoi Bay, AK
KVL Kivalina, AK
KLW Klawock, AK
TYS Knoxville, TN
OBU Kobuk, AK
ADQ Kodiak, AK
A43 Kodiak Island, AK
KNK Kokhanok, AK
KGK Koliganek, AK
KOA Kona, HI
KKH Kongiganak, AK
KOT Kotliik, AK
OTZ Kotzebue, AK
KKA Koyuk, AK
KYU Koyukuk, AK
KWT Kwethluk, AK
KWK Kwigillingok, AK
LSE La Crosse, WI
LFT Lafayette, LA
LCH Lake Charles, LA

LMA Lake Minchumina, AK
LNJ Lanai, HI
LNS Lancaster, PA
LAN Lansing, MI
LAR Laramie, WY
LRD Laredo, TX
KLN Larsen Bay, AK
LAS Las Vegas, NV
LBE Latrobe, PA
LAW Lawton/Fort Sill, OK
ALZ Lazy Bay, AK
LEB Lebanon-Hanover, NH
KLL Levelock, AK
LWB Lewisburg, WV
LWS Lewiston, ID
LEX Lexington, KY
LBL Liberal, KS
LIH Lihue, HI
LNK Lincoln, NE
LIT Little Rock, AR
LGB Long Beach, CA
GGG Longview, TX
LAX Los Angeles, CA
SDF Louisville, KY
LBB Lubbock, TX
LUK Lunken Municipal, OH
LYH Lynchburg, VA
MCN Macon, GA
MSN Madison, WI
MMH Mammoth Lakes, CA
MHT Manchester, NH
MHK Manhattan/Ft. Riley, KS
MBL Manistee, MI
MLY Manley Hot Springs, AK
KMO Manokotak, AK
MWA Marion/Herrin, IL
MQT Marquette, MI
MLL Marshall, AK
MVY Martha's Vineyard, MA
MCW Mason City, IA
MSS Massena, NY
MAZ Mayaguez, PR

MXJ McCarthy, AK
CLD McClellan-Palomar, CA
MCK McCook, NE
MCG McGrath, AK
MFR Medford, OR
MYU Mekoryuk, AK
MLB Melbourne, FL
MEM Memphis, TN
MCE Merced, CA
MEI Meridian, MS
MTM Metlakatla, AK
WMK Meyers Chuck, AK
MIA Miami, FL
MPB Miami Seaplane Base, FL
MAF Midland/Odessa, TX
MKE Milwaukee, WI
MHM Minchumina, AK
MSP Minneapolis, MN
MOT Minot, ND
MNT Minto, AK
MFE Mission/McAllen/Edinburg, TX
MSO Missoula, MT
CNY Moab, UT
BFM Mobile, AL
MOB Mobile, AL
MLI Moline, IL
MLU Monroe, LA
MRY Monterey, CA
MGM Montgomery, AL
MTJ Montrose Regional, CO
MGW Morgantown, WV
KMY Moser Bay, AK
CWA Mosinee, WI
MOU Mountain Village, AK
MSL Muscle Shoals, AL
MKG Muskegon, MI
MYR Myrtle Beach, SC
ACK Nantucket, MA
KEB Nanwalek, AK
WNA Napakiak, AK
PKA Napaskiak, AK
BNA Nashville, TN

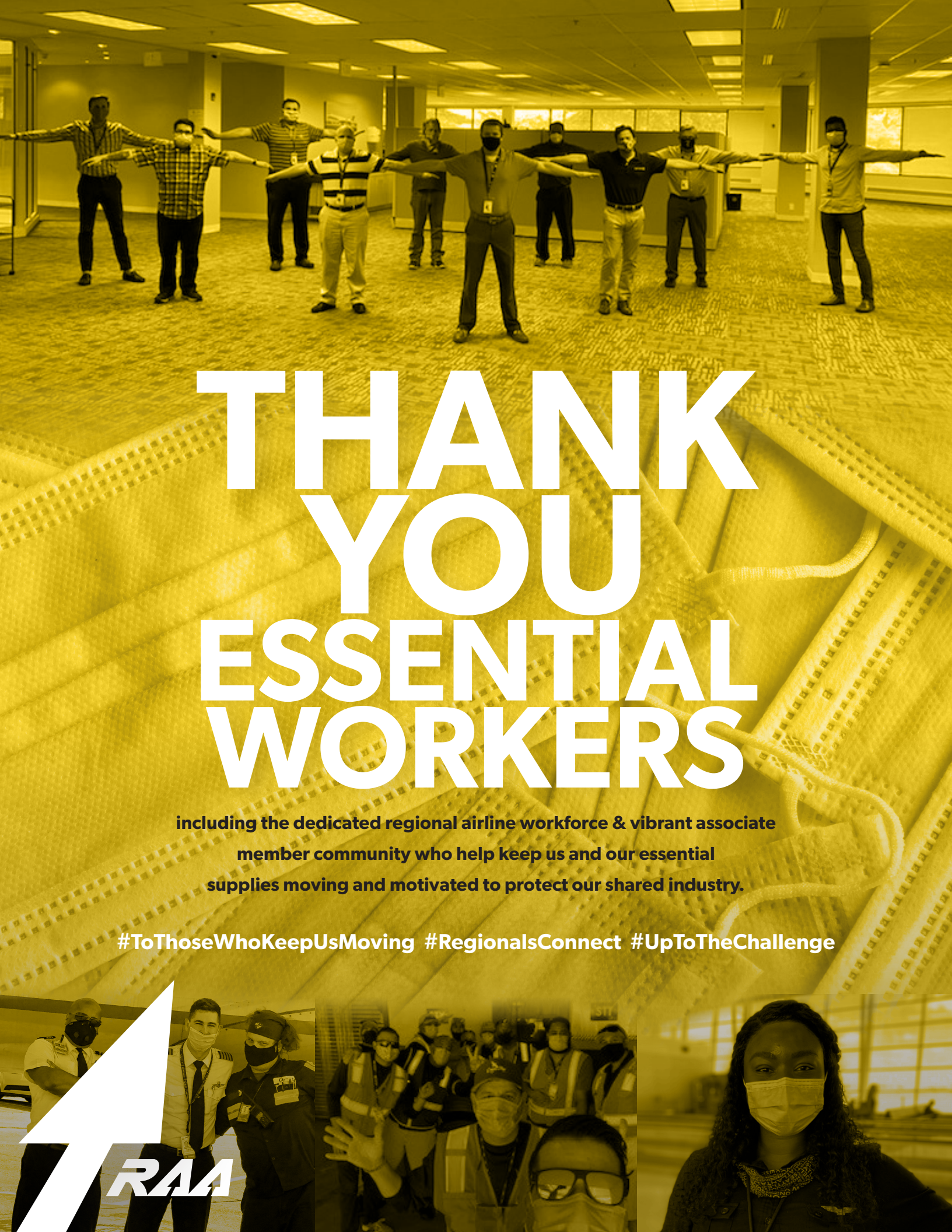
NKI Naukiti, AK
NLG Nelson Lagoon, AK
EWB New Bedford/Fall River, MA
EWN New Bern/Morehead/Beaufort, NC
HVN New Haven, CT
MSY New Orleans, LA
KNW New Stuyahok, AK
LGA New York LaGuardia, NY
EWR Newark Liberty International, NJ
SWF Newburgh/Poughkeepsie, NY
PHF Newport News/Williamsburg, VA
WWT Newtown, AK
IAG Niagara Falls, NY
NME Nightmute, AK
IKO Nikolski, AK
WTK Noatak, AK
OME Nome, AK
NNL Nondalton, AK
ORV Noorvik, AK
ORF Norfolk, VA
OTH North Bend/Coos Bay, OR
LBF North Platte, NE
ORT Northway, AK
OWD Norwood, MA
NUI Nuiqsut, AK
NUL Nulato, AK
NUP Nunapitchuk, AK
OAK Oakland, CA
OGD Ogden, UT
OGS Ogdensburg, NY
OKC Oklahoma City, OK
OLH Old Harbor, AK
KOY Olga Bay, AK
OMA Omaha, NE
ONT Ontario International, CA
MCO Orlando, FL
KOZ Ouzinkie, AK
OWB Owensboro, KY
PAH Paducah, KY
PGA Page, AZ
PSP Palm Springs, CA
ECP Panama City, FL

PKB Parkersburg, WV
PSC Pasco/Kennewick/Richland, WA
PDB Pedro Bay, AK
PEC Pelican, AK
PLN Pellston, MI
PDT Pendleton, OR
PNS Pensacola, FL
PIA Peoria, IL
KPV Perryville, AK
PSG Petersburg, AK
PHL Philadelphia, PA
PHX Phoenix Sky Harbor International, AZ
AZA Phoenix-Mesa Gateway, AZ
PIR Pierre, SD
PIP Pilot Point, AK
PQS Pilot Station, AK
PIT Pittsburgh, PA
PTU Platinum, AK
PBG Plattsburgh, NY
PIH Pocatello, ID
KPB Point Baker, AK
PHO Point Hope, AK
PIZ Point Lay, AK
PSE Ponce, PR
PTD Port Alexander, AK
PTA Port Alsworth, AK
KPY Port Bailey, AK
PGM Port Graham, AK
PTH Port Heiden, AK
ORI Port Lions, AK
PML Port Moller, AK
PPV Port Protection, AK
KPR Port Williams, AK
PDX Portland, OR
PWM Portland, ME
PSM Portsmouth, NH
PRC Prescott, AZ
PQI Presque Isle/Houlton, ME
PVD Providence, RI
PVC Provincetown, MA
PVU Provo, UT
PUB Pueblo, CO

U.S. AIRPORT CODES (CONT'D)

PUW Pullman, WA	SNA Santa Ana, CA	STG St. George Island, AK	UGI Uganik, AK
PGD Punta Gorda, FL	SBA Santa Barbara, CA	STL St. Louis, MO	UGS Ugashik, AK
UIN Quincy, IL	SAF Santa Fe, NM	KSM St. Mary's, AK	UNK Unalakleet, AK
KWN Quinhagak, AK	SMX Santa Maria, CA	SMK St. Michael, AK	DUT Unalaska, AK
RDU Raleigh/Durham, NC	STS Santa Rosa, CA	SNP St. Paul, AK	VDZ Valdez, AK
RMP Rampart, AK	SLK Saranac Lake/Lake Placid, NY	PIE St. Petersburg, FL	VLD Valdosta, GA
RAP Rapid City, SD	SRQ Sarasota/Bradenton, FL	SCE State College, PA	VEE Venetie, AK
RDV Red Devil, AK	CIU Sault Ste. Marie, MI	SHD Staunton, VA	VEL Vernal, UT
RDB Red Dog, AK	SAV Savannah, GA	WBB Stebbins, AK	VRB Vero Beach, FL
RDD Redding, CA	SVA Savoonga, AK	SVS Stevens Village, AK	VCT Victoria, TX
RNO Reno, NV	SCM Scammon Bay, AK	SWO Stillwater, OK	VQS Vieques, PR
RNT Renton, WA	BFF Scottsbluff, NE	SCK Stockton, CA	ACT Waco, TX
RHI Rhineland, WI	AVP Scranton/Wilkes-Barre, PA	SRV Stony River, AK	AIN Wainwright, AK
RIC Richmond, VA	SYB Seal Bay, AK	SUN Sun Valley/Hailey/Ketchum, ID	WAA Wales, AK
RIW Riverton/Lander, WY	BFI Seattle, WA	SYR Syracuse, NY	ALW Walla Walla, WA
ROA Roanoke, VA	LKE Seattle, WA	TLH Tallahassee, FL	IAD Washington Dulles, VA
ROC Rochester, NY	SEA Seattle, WA	TPA Tampa, FL	DCA Washington National, VA
RST Rochester, MN	WLK Selawik, AK	TAL Tanana, AK	KWF Waterfall, AK
RKS Rock Springs, WY	SOV Seldovia, AK	TEK Tatitlek, AK	ALO Waterloo, IA
RFD Rockford, IL	SHX Shageluk, AK	TLA Teller, AK	ART Watertown, NY
RKD Rockland, ME	SKK Shaktoolik, AK	TEX Telluride, CO	ATY Watertown, SD
ROW Roswell, NM	SXP Sheldon Point, AK	TKE Tenakee, AK	EAT Wenatchee, WA
RBV Ruby, AK	SHR Sheridan, WY	TXK Texarkana, AR	PBI West Palm Beach/Palm Beach, FL
RSH Russian Mission, AK	SHH Shishmaref, AK	TVF Thief River Falls, MN	KWP West Point, AK
RUT Rutland, VT	SOW Show Low, AZ	KTB Thorne Bay, AK	WYS West Yellowstone, MT
SMF Sacramento, CA	SHV Shreveport, LA	TNC Tin City, AK	WST Westerly, RI
MBS Saginaw/Bay City/Midland, MI	SHG Shungnak, AK	TOG Togiak, AK	WMO White Mountain, AK
SLN Salina, KS	SDY Sidney, MT	TKJ Tok, AK	HPN White Plains, NY
SBY Salisbury, MD	SVC Silver City/Hurley, NM	OOK Toksook, AK	ICT Wichita, KS
SLC Salt Lake City, UT	SUX Sioux City, IA	TOL Toledo, OH	SPS Wichita Falls, TX
ZXM Saltery Cove, AK	FSD Sioux Falls, SD	TVC Traverse City, MI	IPT Williamsport, PA
SJT San Angelo, TX	SIT Sitka, AK	TTN Trenton-Mercer, NJ	ISN Williston, ND
SAT San Antonio, TX	SGY Skagway, AK	TKF Truckee, CA	XWA Williston, ND
SQL San Carlos, CA	SKW Skwentna, AK	TUS Tucson, AZ	ILM Wilmington, NC
SAN San Diego, CA	SLQ Sleetmute, AK	TUL Tulsa, OK	OLF Wolf Point, MT
SFO San Francisco, CA	SBN South Bend, IN	TLT Tuluksak, AK	ORH Worcester, MA
SJC San Jose, CA	WSN South Naknek, AK	WTL Tuntutuliak, AK	WRG Wrangell, AK
SIG San Juan, PR	GEG Spokane, WA	TNK Tununak, AK	YKM Yakima, WA
SJU San Juan, PR	SGF Springfield, MO	TUP Tupelo, MS	YAK Yakutat, AK
SBP San Luis Obispo, CA	SPI Springfield, IL	TWF Twin Falls, ID	YUM Yuma, AZ
SDP Sandpoint, AK	STC St. Cloud, MN	TWA Twin Hills, AK	KZB Zachar Bay, AK
SFB Sanford, FL	SGU St. George, UT	TYR Tyler, TX	





THANK YOU ESSENTIAL WORKERS

including the dedicated regional airline workforce & vibrant associate member community who help keep us and our essential supplies moving and motivated to protect our shared industry.

[#ToThoseWhoKeepUsMoving](#) [#RegionalsConnect](#) [#UpToTheChallenge](#)

