



**RAA**  
REGIONAL  
AIRLINE  
ASSOCIATION

# **2017** **ANNUAL** **REPORT**

# Executive Committee



**BRYAN BEDFORD**  
CHAIR  
REPUBLIC AIRLINE



**RICK LEACH**  
VICE CHAIR  
TRANS STATES HOLDINGS



**RYAN GUMM**  
TREASURER  
ENDEAVOR AIR



**LINDA MARKHAM**  
IMMEDIATE PAST CHAIR  
CAPE AIR



**DION FLANNERY**  
SECRETARY  
PSA AIRLINES



**TIM KOMBEREC**  
AT-LARGE EXECUTIVE CMTE.  
EMPIRE AIRLINES



**CHIP CHILDS**  
AT-LARGE EXECUTIVE CMTE.  
SKYWEST INC.

# Board of Directors

**CHRISTINE DEISTER**  
AIR WISCONSIN

**PEDRO FABREGAS**  
ENVOY

**DAVID CAMPBELL**  
HORIZON AIR

**LYLE HOGG**  
PIEDMONT AIRLINES

**SUBODH KARNIK**  
COMMUTAIR

**TERRY VAIS**  
EXPRESSJET AIRLINES

**COLIN COPP**  
JAZZ AVIATION

**DAVE PFLIEGER**  
RAVN ALASKA

**BOB GLEASON**  
COMPASS AIRLINES

**TERRY BASHAM**  
GOJET AIRLINES

**JONATHAN ORNSTEIN**  
MESA AIR GROUP

**MARK SLACK**  
SCENIC/GRAND CANYON

**DOUG VOSS**  
GREAT LAKES AVIATION

**WILLIAM BENDOKAS**  
NEW ENGLAND AIRLINES

# RAA Staff



**FAYE MALARKEY BLACK**  
PRESIDENT



**STACEY BECHDOLT**  
VICE PRESIDENT, SAFETY & OPERATIONS/  
REGULATORY COUNSEL



**LIAM CONNOLLY**  
SENIOR DIRECTOR, SECURITY &  
REGULATORY AFFAIRS



**JIM FAULKNER**  
DIRECTOR, COMMUNICATIONS



**DREW JACOBY LEMOS**  
DIRECTOR, GOVERNMENT AFFAIRS



**JENNIFER SUNDERMAN**  
DIRECTOR, OPERATIONS, SAFETY &  
TECHNICAL SERVICES



**STACI MORGAN**  
DIRECTOR, EVENTS & PROGRAMMING

**MARC L. WARREN**  
COUNSEL (JENNER & BLOCK)

# Contents

## INTRODUCTION / 6

Welcome Letters / 6-7  
Convention Recap / 10

## INDUSTRY STATISTICS / 10

### OVERVIEW

2016 At a Glance / 12  
Regional Airline Statistics 2007-2016 / 14  
Comparative Trends in U.S. Passenger Airline Service / 15

### TRAFFIC, CAPACITY, AND OPERATIONS

Average Passenger Trip Length / 16  
Passengers Enplaned / 16  
Average Load Factor / 17  
Average Daily Departures / 17  
U.S. Passenger Departures and Enplanements / 18  
Service at U.S. Airports / 18-19  
Regional Airline Full-Time Equivalent Employees / 19  
Regional Airline Partnerships / 20  
Enplanements & Corporate Groupings of Top 50 U.S. Airlines / 22

### SAFETY

Safety Record of U.S. Carriers-NTSB Data / 23

## REGIONAL AIRCRAFT STATISTICS / 24

Average Seating Capacity of Regional Aircraft / 24  
U.S. Regional Aircraft Fleet / 26  
RAA Member Airline Fleet / 26  
Regional Airline Fleet Details / 27  
RAA Member Airline Fleet Details / 28-29

## U.S. AIRPORTS & REGIONAL SERVICE / 30

Top 50 U.S. Airports (By Total Departures) / 32  
U.S. Airports Served Exclusively by Regional Airlines / 33  
Top 50 U.S. Airports (By Regional Departures) / 34-35  
Shortest and Longest Regional Routes (Lower 48) / 36  
Regional Airline Transborder Service / 36  
Passenger Service in U.S. - State by State analysis / 37-51

## DIRECTORIES / 52

RAA Member Airlines / 54-57  
AMC Chairman's Report & Council 2016 / 58  
Associate Member Index A-Z / 60  
Associate Member Index by Category / 61  
Associate Member Listings / 62-73

## REFERENCE / 74

U.S. Part 135/Part 121 Certificated Air Carriers Legend / 74  
Airport Codes / 74-75

Regional Airline Association  
1201 15th St., NW, Suite 430  
Washington, DC 20005  
Tel: (202) 367-1170  
Fax: (202) 367-2170  
Email: [raa@raa.org](mailto:raa@raa.org)  
Website: [www.raa.org](http://www.raa.org)

The 2017 RAA Annual Report is available online at: [www.raa.org](http://www.raa.org)

©2017 RAA All rights reserved



**FAYE MALARKEY BLACK**  
*PRESIDENT, REGIONAL AIRLINE ASSOCIATION*

**Friends of RAA:**

**T**he year 2017 has flown by – literally and figuratively -- and you will see that reflected in the pages ahead. We hope you find this annual report valuable.

RPMs and ASMs reached an all-time high in 2016 for all U.S. airlines, but the regional sector did not produce record-breaking figures. As RPMs and ASMs ticked up, load factor decreased because ASMs increased more than RPMs year-over-year. Meanwhile, seating capacity aboard regional aircraft continued its climb. In 2016, the average seating capacity of a regional aircraft was 62 seats, up from 51 just ten years ago.

Ultimately, our industry operated fewer flights but on larger aircraft traveling longer distances last year. We carried fewer passengers, with enplanements dropping again in 2016. Schedule reductions, market exits, and reduced frequency have accompanied this trend. Between 2013 and 2017, 174 airports lost at least 20 percent of their departures, 65 airports lost at least half, 26 airports lost at least 75 percent of their air service, and 20 airports went dark. Notably, these service reductions took place during a period of economic recovery, where communities would ordinarily expect to gain destinations and frequency.

This marks a new reality for small and medium-sized communities, and the primary driver for this industry contraction is a growing pilot shortage. Without immediate intervention, this crisis will worsen as major airlines prepare to hire the equivalent of the *entire* regional airline pilot workforce within the next three years alone, in order to keep pace with retirements and growing air service demand.

Regional airlines are working now to attract and support the next generation of aviators, making significant compensation and other workforce investments. Airlines have worked with partners to expand flow programs, which assure even greater career stability and help pilots achieve a high return on their training investment. In fact, according to Brown Aviation Lease, a pilot’s ROI (\$33 for every one dollar spent on training) is higher than even that of a doctor or lawyer. Unfortunately, the cost of pilot training is also high, and recent regulatory changes have added additional expense, pushing this lucrative career out of reach for many aspiring pilots.

With your help, we can fix that. RAA is petitioning Washington officials to facilitate approval of additional, safety-enhancing structured training pathways, complementing those in place today. These pathways help to bring the career path within reach for more Americans. Even more importantly, they enhance safety over the status quo by adding additional training that incorporates rigorous screening, testing, academics, audits, and extensive use of technology, such as high-fidelity simulators, to prepare pilots for scenarios they do not presently encounter while accumulating unsupervised flight hours.

While these industry-invested training solutions are the key to a solution, policymakers could add an additional layer of support by expanding student loan coverage for flight training, initiating loan forgiveness and forbearance programs for pilots, increasing GI bill flexibility, establishing tax incentives for employer-based programs, and continuing to envision creative pilot programs like the DOT’s Forces to Flyers initiative. This much is clear: demand for air travel continues to grow, and as long as we allow high barriers of entry to block pilots from the career path, the supply of pilots will not keep pace.

While pilots make headlines, airlines are also confronting a shortage of skilled maintenance technicians and are implementing innovative recruitment and retention programs to maintain their workforce. These efforts include internships and apprenticeships as well as increased outreach to high school students promoting aviation opportunities. Concurrently, the long-anticipated revision of 14 CFR Part 147 (Aviation Maintenance Technician Schools) is expected to align today’s technological advancements with certification standards while also incorporating competency-based technician training programs. These initiatives are key components of a long-term technician workforce solution.

2018 will also see us working with policymakers to help modernize and reform our nation’s Air Traffic Control system in a way that protects the small and medium-sized communities who depend on regional airlines for air service. RAA is ready to roll up our sleeves and help advance meaningful ATC modernization. At the same time, we take our commitment to America’s small and rural communities seriously and will continue to defend their access to air service.

While prevailing proposals prohibit the restriction of any system user’s access, protections against potentially massive cost increases are needed to ensure meaningful protection for smaller communities, who could otherwise be priced out of the market. RAA has modeled dozens of realistic funding scenarios likely under a non-governmental ATC. Each scenario carried significant tax increases for travelers from smaller communities. Because these less dense routes can only be served by smaller aircraft, fewer passengers mean higher individual exposure to these cost increases.

Ironically, communities at highest risk under potential ATC cost increases are among those already impacted by the pilot shortage. It is important that we address these issues and keep these communities, and the regional airlines that serve them, in business.

I hope, as you look through these pages, you will gain a renewed appreciation for the vital role today’s regional airlines play in our global transportation network. There is no such thing as “flyover country” for regional airlines -- there never will be. We need your help to ensure we can continue landing in communities large and small, offering the safe and reliable air service every corner of North America has come to rely on to connect with the global economy.

I look forward to working together next year and into our strong, shared future.

**FAYE MALARKEY BLACK**



**BRYAN BEDFORD**  
CHAIRMAN OF THE BOARD,  
REGIONAL AIRLINE ASSOCIATION

## To the regional airline community:

**O**ur business represents a substantial economic engine. We employ approximately 59,000 individuals and operate 42 percent of all scheduled departures in the United States. We serve nearly every U.S. airport that offers scheduled service, and for two-thirds of them, RAA members provide the community’s only scheduled service. It’s a rare moment when there isn’t one of our aircraft aloft, safely and efficiently carrying passengers and cargo to their destinations. On our flight decks and in our cabins, our hangars, offices and ramps are some of the most highly trained, highly competent aviation professionals in the world. This annual report reflects the scope and impact of what our members do every day; it should be a source of pride for the people who make those accomplishments possible.

At the same time, however, we continue to face headwinds, and that, too, is reflected in these pages. Foremost, we face a critical shortage of qualified pilots that, unless addressed, will have a dramatic effect on our prospects and our continued ability to contribute to the nation’s economic vitality. The shortage means fewer jobs, less economic activity, reduced aircraft orders, less service to some communities and no service at all to others.

Fortunately, there are solutions to this issue that are achievable even in today’s hyper-partisan world in the form of structured flight training offered by qualified providers using advanced training devices and methodologies and alternative R-ATP pathways as envisioned under the current regulatory framework. We’re also asking policymakers for help in opening up financial avenues to support pilot training, including expanding student loan coverage to include flight training, establishing student loan forgiveness

programs for pilots and preserving and expanding GI bill funding. A career as a pilot must be an achievable dream for any qualified person and not just a vocation for the wealthy.

We also have a vital stake in the infrastructure debate, including reform of our aging and constrained air traffic control system and a long-term FAA reauthorization. RAA members have spent countless hours walking the halls of Congress, meeting with members and staff. We’ve been working with the executive branch to make sure the needed reform and reauthorization reflects the reality of our role in the industry, distributes responsibilities and obligations equitably and ensures that all users of the upgraded system are treated fairly.

Public policy, though, is just a small part of our business. In the pages of this report are the stats, stories and people of the RAA. Turn the page, and you’re drawn into an industry unlike any other, a never-ending performance – it’s also been described as a ballet, an orchestra, a logistical challenge beyond compare – involving people, materials, machines, weather, partners, regulators, vendors, suppliers, passengers and professionals. It’s exciting, dynamic, exacting and inspiring. This report explains why so many of us – as the saying goes – have jet fuel in our veins.

Please enjoy this report, and may the coming year bring peace, prosperity and joy to you and yours.

**BRYAN BEDFORD**



Regional Airline Association  
42ND ANNUAL CONVENTION  
SEPTEMBER 24-27, 2017 • PALM BEACH, FL

## Thank Your RAA 2017 Convention Sponsors!

### EMERALD




### SILVER



### BRONZE



### BOOSTER



# Industry Statistics

**LEKTRO**  
WARRENTON, OREGON USA

**PB-381**

*Horizon*

DO NOT TOW  
THIS TUG  
AT SPEEDS ABOVE  
9 MPH / 14.48 KPH

# 2016 At a Glance

The Regional Airline Association (RAA) provides a unified voice for 22 North American regional airlines aimed at promoting a safe, reliable, and robust regional airline industry. The RAA is an important network and convener of regional airlines, business partners, and government regulators – bolstering and promoting the industry and its interests in a changing business and policy environment. As part of that duty, the RAA offers the most robust data and analysis on the regional airline industry available. Here are some of the key findings, which are presented in greater detail in the pages that follow.

**22%**

Average seating capacity aboard regional aircraft continues to climb. In 2016, the average seating capacity of a U.S. regional aircraft was 62 seats compared to 51 just 10 years ago (a 22% increase).

**7%**

Average increase in passenger trip length compared to 10 years ago. Regional airlines operated fewer flights and carried less passengers in 2016 than in 2015, but average passenger trip length increased by 2% to 488 miles.

**64%**

Percentage of U.S. airports with scheduled passenger service to which regional airlines provide the only passenger air service.

**95%**

Percentage of U.S. airports with scheduled passenger service in 2016 to which regional airlines provided service.

**42%**

Percentage of all scheduled passenger flights in 2016 operated by regional airlines.

**1,955**

Total RAA member aircraft, comprised of 1,661 jets (85%) and 294 non-jets (15%).

**102**

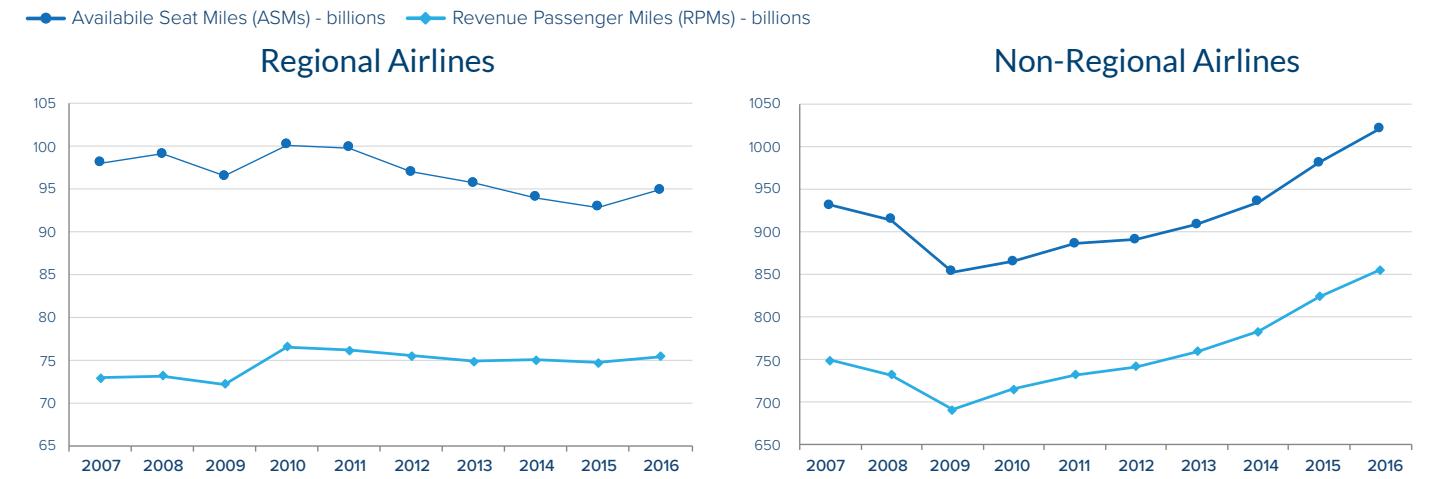
Total number of RAA associate members, which include airframe and avionics manufacturers, suppliers and service providers; flight training providers, universities, and colleges; engine repair, overhaul, and modification providers in the United States and around the world.

# Regional Industry Statistics 2007-2016

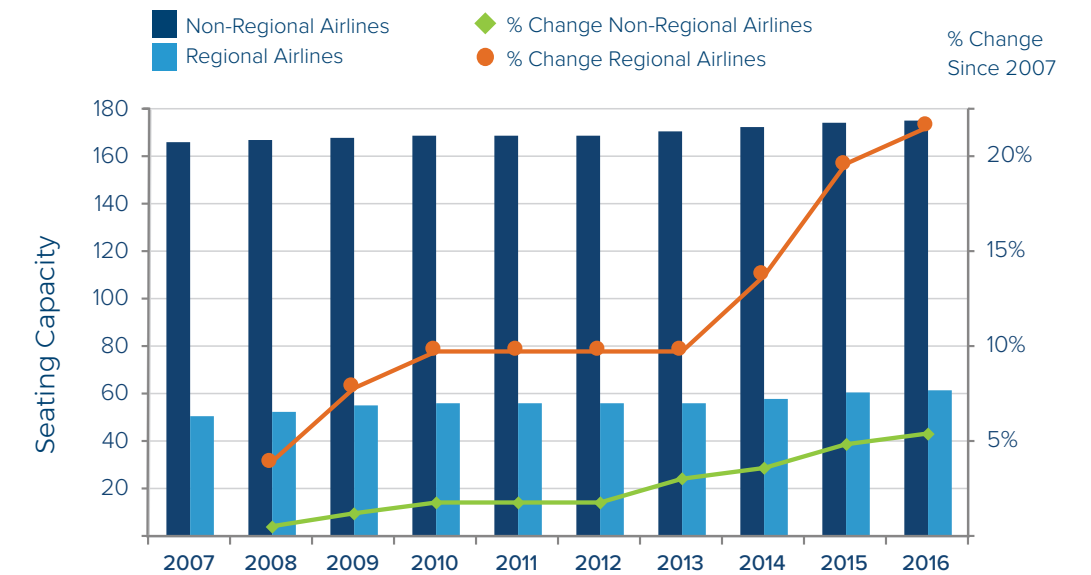
	2007	2008	2009	2010	2011	2012	2013	2014	2015	2016
U.S. Regional Certificated Carriers	71	71	67	66	68	66	63	65	64	67
Departures Completed (millions)	5.14	4.89	4.66	4.69	4.59	4.46	4.34	4.11	3.87	3.81
Average Daily Departures	14,075	13,411	12,767	12,843	12,570	12,209	11,898	11,260	10,613	10,452
Average Seating Capacity	51	53	55	56	56	56	56	58	61	62
Passengers Enplaned (millions)	160.15	158.73	157.66	164.1	162.18	161.34	159.13	157.56	156.56	154.92
Average Passenger Trip Length (miles)	456	462	459	467	471	469	471	477	478	488
Average Load Factor	74.44%	73.94%	74.92%	76.56%	76.40%	78.01%	78.33%	79.94%	80.55%	79.56%
Fleet Flying Hours (thousands)	5,532	5,330	5,002	5,048	5,021	4,853	4,782	4,522	4,302	4,255
Revenue Passenger Miles (billions)	72.95	73.22	72.29	76.62	76.24	75.6	74.94	75.11	74.75	75.46
Available Seat Miles (billions)	98.00	99.03	96.49	100.07	99.78	96.9	95.67	93.95	92.80	94.84

# Comparative Trends in U.S. Passenger Airline Service

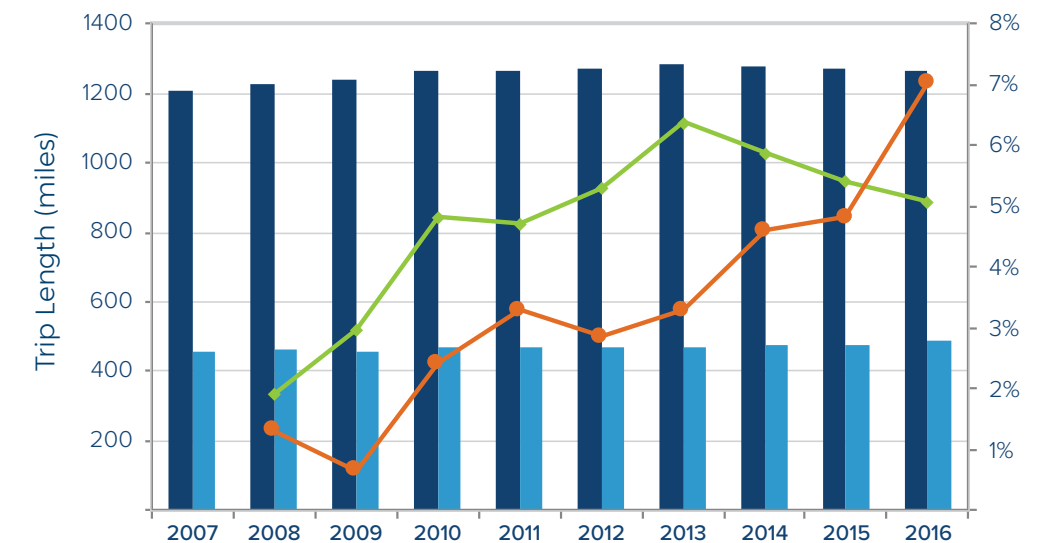
## Revenue Passenger Miles (RPMs) and Available Seat Miles (ASMs)



## Average Seating Capacity



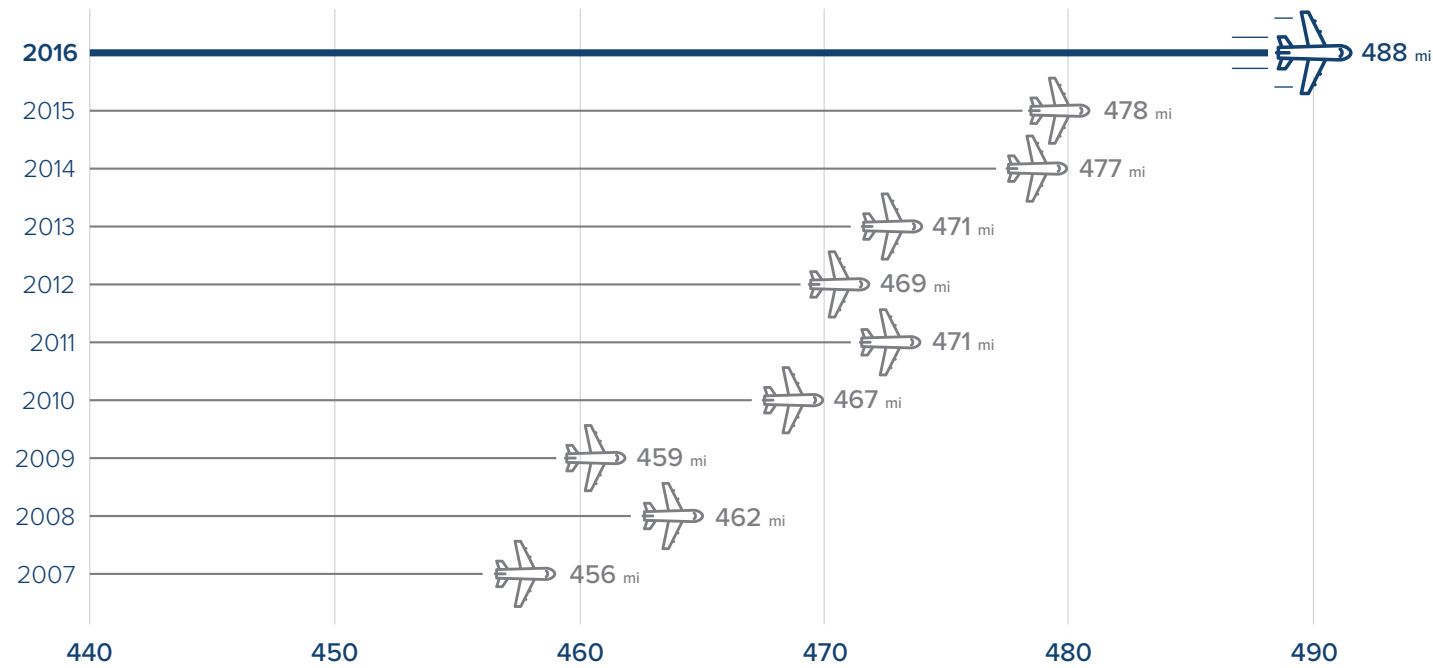
## Average Passenger Trip Length



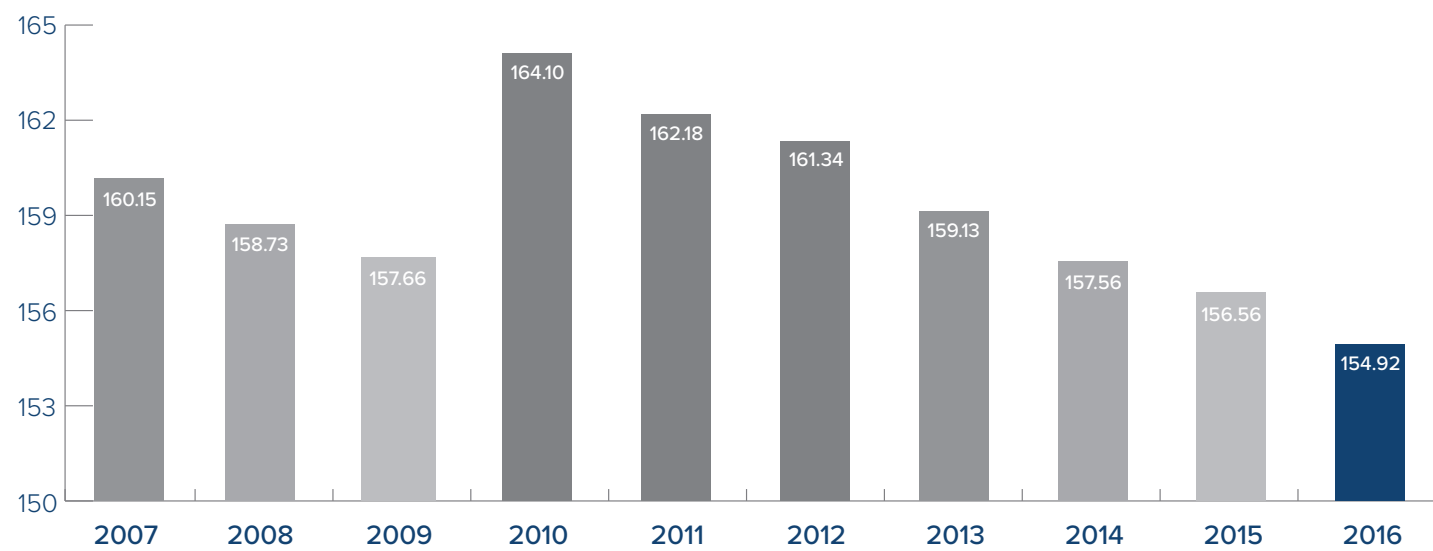


# Traffic, Capacity, & Operations

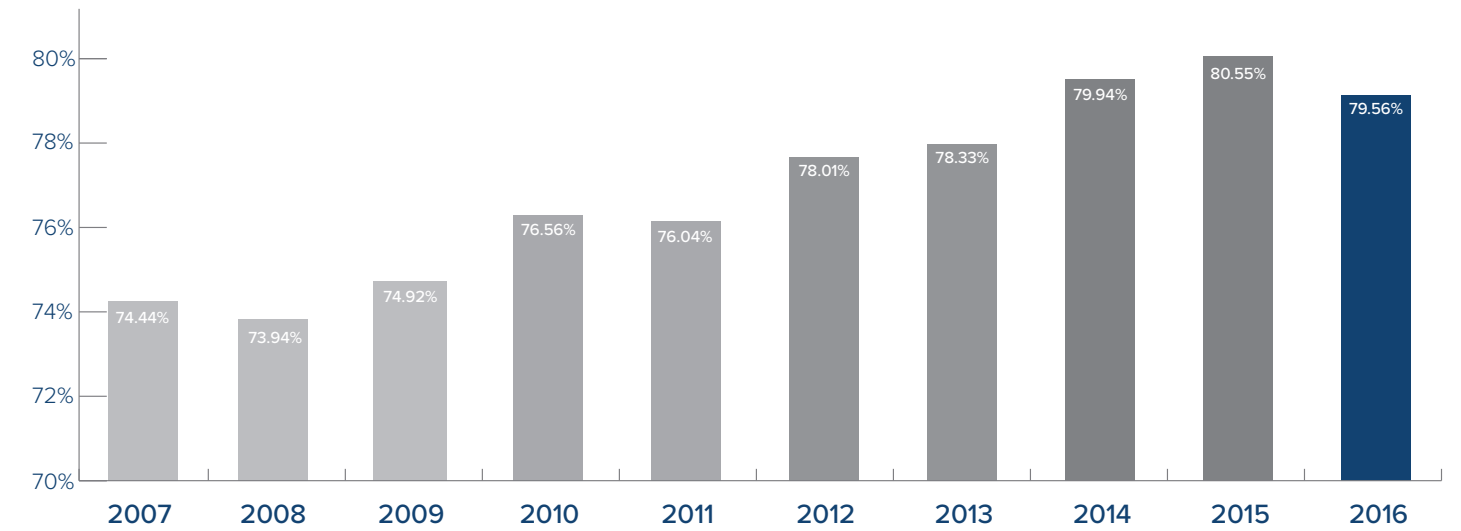
## Average Passenger Trip Length (Miles)



## Passengers Enplaned (Millions)



## Average Load Factor



## Average Daily Departures

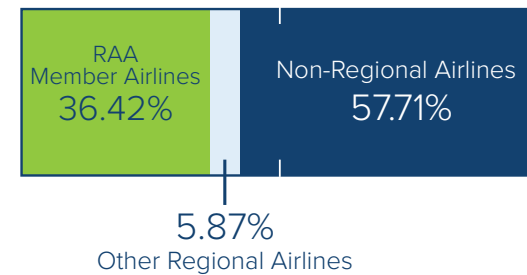


# Traffic, Capacity, & Operations *Continued*

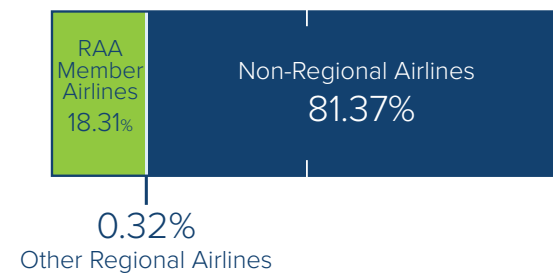
## 2016 Regional Enplanements



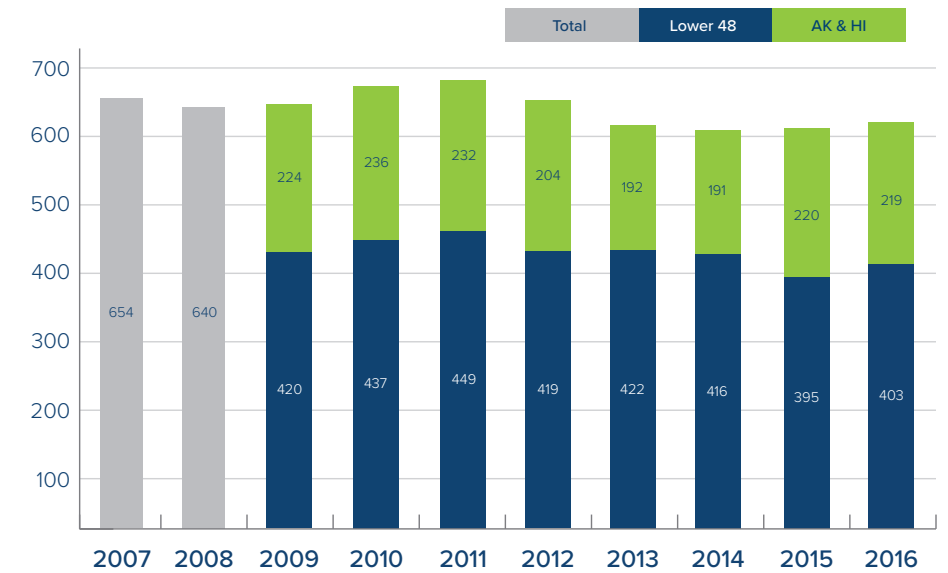
## 2016 Departures



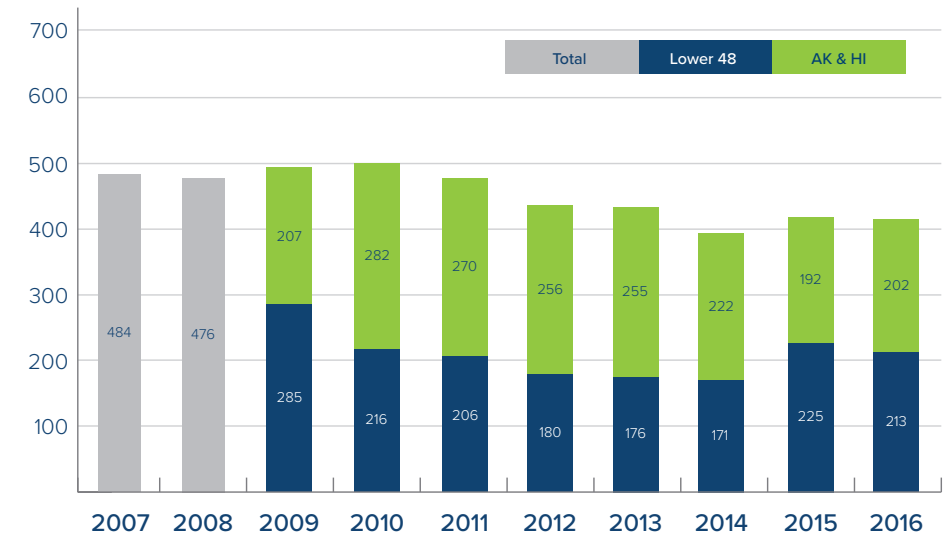
## 2016 Enplanements



**622**  
U.S. Airports with Regional Service in 2016



**415**  
U.S. Airports with **ONLY** Regional Service in 2016



Source: Years 2007-2014 reflect values reported in previous annual reports. 2015/2016 reflect RAA analysis of PlaneStats OAG online portal

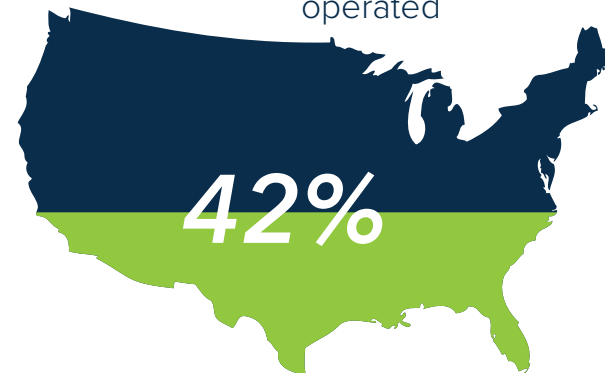
## Service at U.S. Airports

Regional airlines provide the **ONLY** source of air service to



with scheduled passenger air service in 2016

U.S. Regional airlines operated



of scheduled passenger departures in 2016

## Regional Airline Full-time Equivalent Employees \* July 2013-2017

Rank	Airline	2013	2014	2015	2016	2017	Percent Change	
							'13 - '17	'16 - '17
1	Envoy	11,124	10,996	9,692	10,798	11,759	5.7	8.9
2	SkyWest	9,410	9,881	10,042	10,828	11,624	23.5	7.4
3	ExpressJet	9,020	9,267	7,827	6,703	5,440	-39.7	-18.8
4	YX/SS/RP Combined#	5,661	5,853	5,914	5,260	5,564	-1.7	5.8
	Republic	2,413	2,942	3,149	3,542	5,564	130.6	57.1
	Shuttle America	2,065	2,056	2,765	1,718	N/A	N/A	N/A
	Chautauqua	1,183	855	N/A	N/A	N/A	N/A	N/A
5	Endeavor	4,094	3,785	3,247	3,631	3,946	-3.6	8.7
6	Horizon	2,660	2,846	3,112	3,309	3,442	29.4	4
7	Mesa	1,718	2,115	2,600	3,006	3,084	79.5	2.6
8	PSA	1,062	1,501	2,281	2,620	3,057	187.9	16.7
9	Compass	1,090	1,250	1,616	1,881	1,774	62.8	-5.7
10	GoJet	1,076	1,103	1,195	1,327	1,378	28.1	3.8
11	Air Wisconsin	2,472	2,510	1,877	1,658	1,340	-45.8	-19.2
	<b>Total</b>	<b>49,387</b>	<b>51,107</b>	<b>49,403</b>	<b>51,021</b>	<b>52,408</b>	<b>6.1</b>	<b>2.7</b>

Source: Bureau of Transportation Statistics, Table 15: <https://www.bts.gov/newsroom/july-2017-passenger-airline-employment-data>  
\* Full-time Equivalent Employee (FTE) calculations count two part-time employees as one full-time employee.  
# Effective the end of December 2016, Republic and Shuttle America combined operations and Shuttle America ceased operating. Effective the end of December 2014, Shuttle America and Chautauqua Airlines combined operations and Chautauqua ceased operating.

## Regional Airline Partnerships *Based on 2017 Schedules*

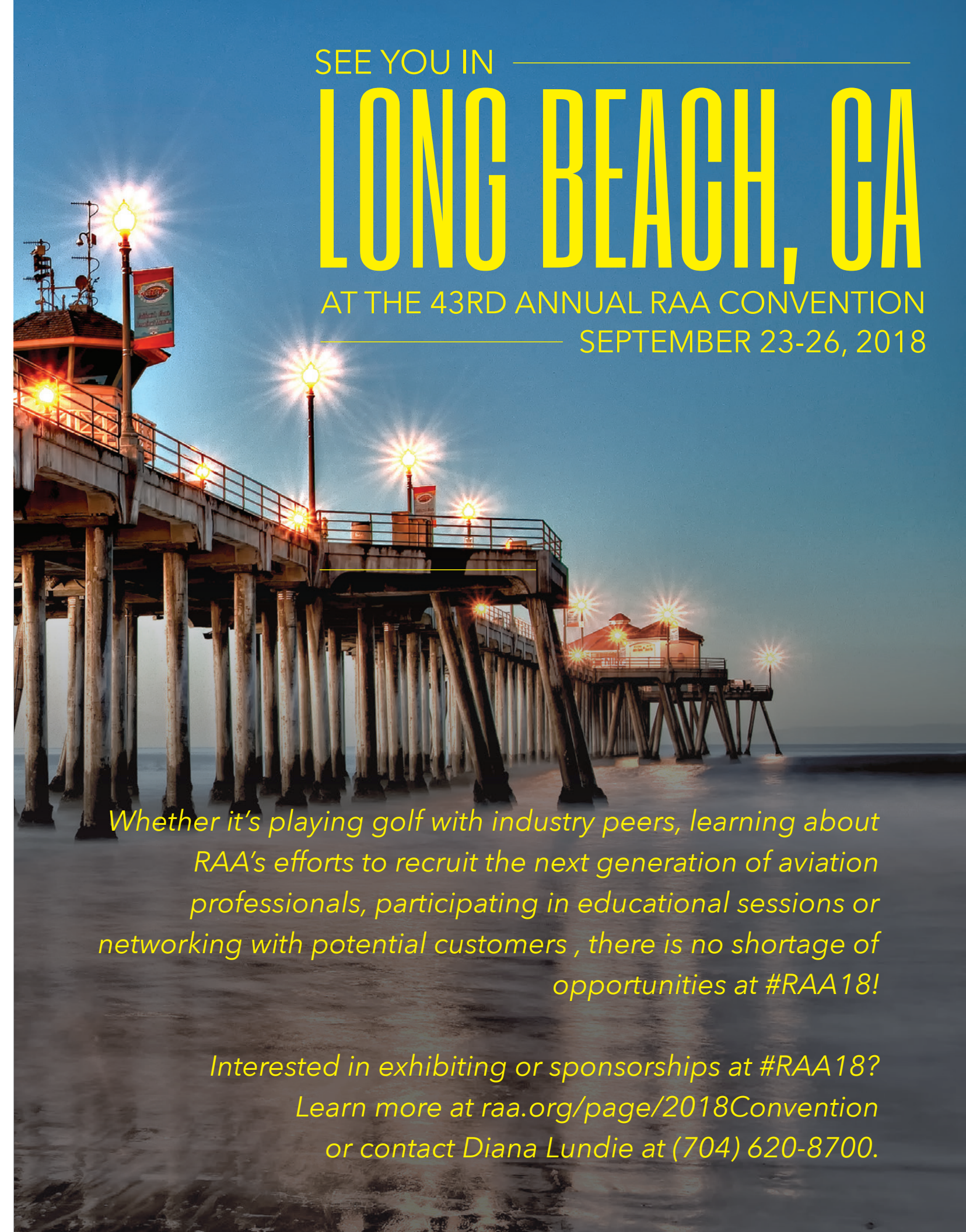
Wholly owned subsidiaries of major airlines shown in **Bold**

Marketing Carrier	Regional Brand	Operating Carrier
American Airlines (AA) 	American Eagle	Air Wisconsin Airlines (ZW) Compass Airlines (CP) <b>Envoy Air (MQ)</b> ExpressJet Airlines (EV) Mesa Airlines (YV) <b>Piedmont Airlines (PDT)</b> <b>PSA Airlines (JIA)</b> Republic Airline (YX) SkyWest Airlines (OO) Trans States Airlines (AX)
Air Canada (AC) 	Air Canada Express	Air Georgian (ZX) Exploits Valley Air Services (8K) Jazz Aviation LP (QK) Sky Regional (RS)
Alaska Air Group (AS) 	Alaska Airlines	<b>Horizon Air (GX)</b> PenAir (KS) SkyWest Airlines (OO)
Delta Air Lines (DL) 	Delta Connection	Compass Airlines (CP) <b>Endeavor Air (9E)</b> ExpressJet Airlines (EV) GoJet Airlines (G7) Republic Airline (YX) SkyWest Airlines (OO)
United Airlines (UA) 	United Express	Cape Air (9K) CommutAir (C5) ExpressJet Airlines (EV) GoJet Airlines (G7) Mesa Airlines (YV) Republic Airline (YX) SkyWest Airlines (OO) Trans States Airlines (AX)

SEE YOU IN

# LONG BEACH, CA

AT THE 43RD ANNUAL RAA CONVENTION  
SEPTEMBER 23-26, 2018



*Whether it's playing golf with industry peers, learning about RAA's efforts to recruit the next generation of aviation professionals, participating in educational sessions or networking with potential customers, there is no shortage of opportunities at #RAA18!*

*Interested in exhibiting or sponsorships at #RAA18? Learn more at [raa.org/page/2018Convention](http://raa.org/page/2018Convention) or contact Diana Lundie at (704) 620-8700.*



# Regional Aircraft Statistics

· In 2016, RAA members operated 1,955 total aircraft comprised of 1,661 jets (85%) and 294 non-jets (15%).

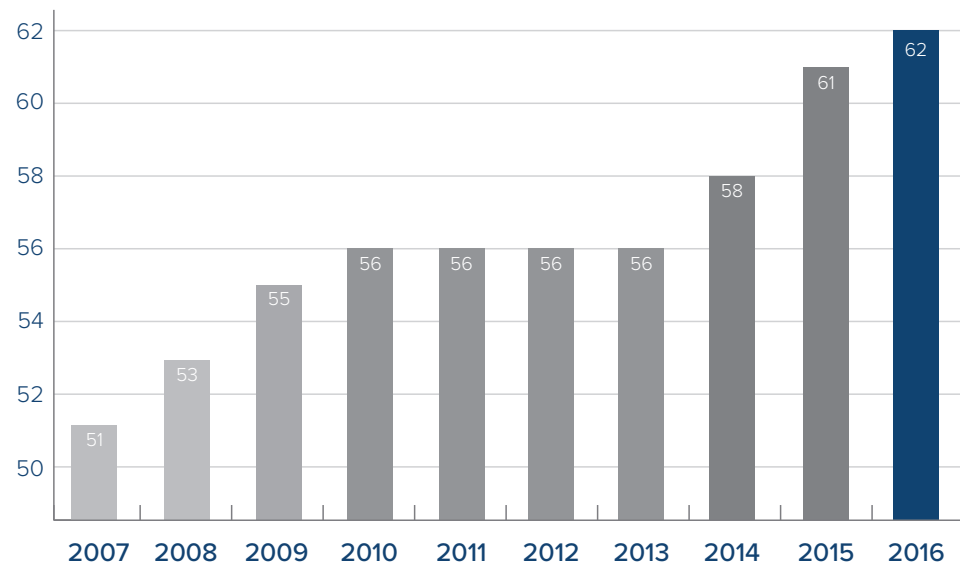
· The average seating capacity aboard regional aircraft continues to climb. In 2016, the average seating capacity of a U.S. regional aircraft was 62 seats compared to 51 just 10 years ago (a 22% increase).

Source: RAA Analysis of Bureau of Transportation Statistics, Air Carrier Statistics Form 41 Traffic: T-100 Segment (U.S. Carriers Only)

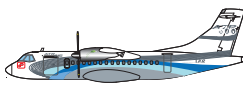



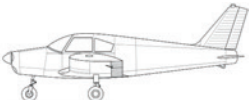
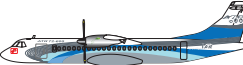

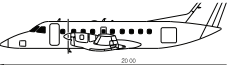









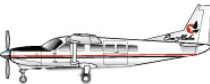




# U.S. Regional Aircraft Fleet

## Average Seating Capacity of Regional Aircraft



## RAA Member Fleet

ATR	Bombardier	Britten-Norman	Embraer	Piper
ATR-42 	CRJ-200 	BN-2 	ERJ-170/175 	PA-28 
ATR-72 	CRJ-700 		EMB-120 	PA-31 
	CRJ-900 		ERJ-135 	
Beechcraft		Cessna	ERJ-145	Saab
BE-1900 	DHC-6 	CE-402 	ERJ-145 	Saab 340 
	DHC-8 	CE-208 		
	Q400 	CE-207 		

## RAA Member Airline Fleet Details

Source: U.S. Airline reported fleet data

Aircraft Type	Manufacturer	Make/Model/Series	Number of Aircraft	% of Total Fleet	Average Seats	
<b>Jets</b>	Embraer	ERJ-170-200LR	386	19.7%	76	
	Bombardier	CL-600-2B19	361	18.5%	50	
	Bombardier	CL-600-2D24	270	13.8%	76	
	Bombardier	CL-600-2C10	262	13.4%	68	
	Embraer	EMB-145-LR	212	10.8%	50	
	Embraer	EMB-145-XR	102	5.2%	50	
	Embraer	ERJ-170-100SE	40	2.0%	70	
	Embraer	ERJ-170-100SU	15	0.8%	70	
	Embraer	ERJ-170-100LR	6	0.3%	70	
	Embraer	EMB-135-LR	5	0.3%	37	
	Embraer	EMB-135-KL	2	0.1%	37	
	<b>TOTAL</b>			<b>1,661</b>	<b>85.0%</b>	
	<b>Non-Jets</b>	Cessna	CE-402-C	83	4.2%	9
		Bombardier/de Havilland	DHC-8-402	54	2.8%	76
Cessna		CE-208-B	37	1.9%	9	
Beechcraft		BE-1900-D	28	1.4%	14	
Bombardier/de Havilland		DCH-8-202	16	0.8%	37	
Bombardier/de Havilland		DCH-8-311	11	0.6%	50	
ATR		ATR-72-212	12	0.6%	64	
Saab		SF-340-340B	8	0.4%	33	
Bombardier/de Havilland		DHC-8-106	8	0.4%	35	
ATR		ATR-42-300	8	0.4%	47	
Embraer		EMB-120-ER	6	0.3%	30	
ATR		ATR-42-320	6	0.3%	47	
Britten-Norman		BN-2-B20	4	0.2%	8	
ATR		ATR-42-500	3	0.2%	47	
Piper		PA-32-300	3	0.2%	4	
Bombardier/de Havilland		DHC-6-300	2	0.1%	17	
Britten-Norman		BN-2-A26	2	0.1%	8	
Bombardier/de Havilland	DHC-8-103	1	0.1%	35		
Britten-Norman	BN-2-A	1	0.1%	8		
Piper	PA-28-181	1	0.1%	4		
<b>TOTAL</b>			<b>294</b>	<b>15.0%</b>		
<b>Jet and Non-Jet Total</b>			<b>1,955</b>			

# Regional Airline Fleet Details (Fixed Wing) - Sorted by Airline

Top 50 U.S. Airlines as of 2016 (Departures)

Carrier	Aircraft Fleet	RAA Member Airlines shown in blue shaded box	Total
SkyWest Airlines Inc.	Bombardier/de Havilland CL-600-2B19 (189), CL-600-2C10 (87) CL-600-2D24 (36), Embraer ERJ-170-200LR (103)		415
ExpressJet Airlines Inc.	Bombardier/de Havilland CL-600-2B19 (14), CL-600-2C10 (45) CL-600-2D24 (28), Embraer EMB-135-LR (5), EMB-145-LR (75), EMB-145-XR (43)		210
Republic Airline	Embraer ERJ-170-100LR (6), ERJ-170-100SE (40), ERJ-170-100SU (15), ERJ-170-200LR (126)		187
Envoy Air	Bombardier/de Havilland CL-600-2C10 (33), Embraer EMB-135-KL (2), EMB-145-LR (75), ERJ-170-200LR (39)		149
Endeavor Air Inc.	Bombardier/de Havilland CL-600-2B19 (58), CL-600-2D24 (81)		139
Mesa Airlines Inc.	Bombardier/de Havilland CL-600-2C10(20), CL-600-2D24 (64), Embraer ERJ-170-200LR (54)		138
PSA Airlines Inc.	Bombardier/de Havilland CL-600-2B19 (35), CL-600-2C10 (30) CL-600-2D24 (54)		119
Cape Air	ATR ATR-42-320 (3), Britten-Norman BN-2-B20 (4), Cessna CE-402-C (83)		90
Air Wisconsin Airlines	Bombardier/de Havilland CL-600-2B19 (65)		65
Trans States Airlines	Embraer EMB-145-LR (26), EMB-145-XR (38)		64
Piedmont Airlines	Bombardier/de Havilland DCH-8-311 (11), Embraer EMB-145-LR (26)		47
Horizon Air	Bombardier/de Havilland DHC-8-402 (52), Embraer ERJ-170-200LR (8)		60
Empire Airlines Inc.	ATR ATR-42-300 (8), ATR-42-320 (3), ATR-42-500, (3), ATR-72-212 (7), Cessna CE-208-B (37)		58
Hageland Aviation Service	Beechcraft BE-1900-C (7), Cessna CE-207-207 (3), CE-207-A (16), CE-208-B (24), Piper PA-31-350 (8)		58
Compass Airlines	Embraer ERJ-170-200LR (56)		56
GoJet Airlines LLC d/b/a United Express	Bombardier/de Havilland CL-600-2C10 (47), CL-600-2D24 (7)		54
Commutair Aka Champlain Enterprises	Bombardier/de Havilland DCH-8-202 (16), Embraer EMB-145-XR (21)		37
Great Lakes Airlines	Beechcraft BE-1900-D (28), EMB-120-ER (6)		34
Grant Aviation	Beechcraft BE-200-200 (1), BE-200-B200 (2), Cessna CE-207-207 (1), CE-207-A (5), CE-208-208 (1), CE-208-B (10), Piper PA-31-350 (5), Other Manufacturer - GA-GA8 (3)		28
Boutique Air	Beechcraft BE-300-B300C (4), Pilatus PC-12-45 (10), PC-12-47 (11)		25
Bering Air Inc.	Beechcraft BE-200-200 (1), BE-200-B200 (3), BE-1900-D (2), Cessna CE-208-B (10), Piper PA-31-350 (6), Other Manufacturer - C-212-CC (2)		24
Silver Airways	Saab SF-340-340B (21)		21
Sun Air Express LLC dba Sun Air Int'l	Cessna CE-208-208 (8), CE-208-B (11), Piper PA-31-350 (2)		21
Kenmore Air Harbor	Bombardier/de Havilland DHC-2-MKI (10), Cessna CE-180-B (2), Pilatus PC-12-12 (8)		20
Peninsula Airways Inc.	Saab 2000 (4), 340-A (1), 340-B (15)		20
Tradewind Aviation	Cessna CE-525-525B (3), Pilatus PC-12-45 (12), PC-12-47 (5)		20
Wright Air Service	Beechcraft BE-36-A36 (1), Cessna CE-206-U206G (2), CE-208-B (11), Piper PA-31-350 (3)		17
Mokulele Flight Services, Inc.	Cessna CE-208-B (15)		15
Venture Travel LLC d/b/a Taquan Air Service	Bombardier/de Havilland DHC-2-MKI (11), DHC-3-3 (3), Cessna CE-208-208 (1)		15
Warbelow	Piper PA-31-350 (15)		15
Yute Air Aka Flight Alaska	Cessna CE-172-M/N (3), CE-207-207 (5), CE-207-A (7)		15
Kalinin Aviation LLC d/b/a Alaska Seaplanes	Bombardier/de Havilland DHC-2-MKI (3), Cessna CE-206-U206F (1), CE-206-U206G (1), CE-207-A (3), CE-208-A (1), CE-208-B (4)		13
Air Charter, Inc d/b/a Air Flamenco	Britten-Norman BN-2-A (2), BN-2-A9 (2), BN-2-B26 (2), BN-2-A26 (4), Other Manufacturer - SD-3-60 (2)		12
Star Marianas Air Inc.	Piper PA-31-350 (5), PA-32-300 (7)		12
Multi-Aero, Inc. d/b/a Air Choice One	Cessna CE-208-B (11)		11
Iliamna Air Taxi	Bombardier/de Havilland DHC-2-MKI (2), Beechcraft BE-36-A36 (1), BE-58-58 (1), Cessna CE-207-207 (1)		10
Seaborne Aviation	Bombardier/de Havilland DHC-6-300 (2), Saab SF-340-340B (8)		10
Corvus Airlines	Bombardier/de Havilland DHC-8-103 (1), DHC-8-106 (8)		9
Island Air Service	Bombardier/de Havilland DHC-2-MKI (1), Britten-Norman BN-2-A26 (1), Cessna CE-180-B (1), CE-185-B (1), CE-208-208 (1), Piper PA-32-260 (2), PA-32-300 (1)		8
Vieques Air Link Inc.	Britten-Norman BN-2-A9 (1), BN-2-B26 (3), BN-2-A26 (4)		8
Island Air Hawaii	Bombardier/de Havilland DHC-8-402 (2), ATR 72-212 (5)		7
New England Airlines Inc.	Britten-Norman BN-2-A (1), BN-2-A26 (2), Piper PA-28-181 (1), PA-32-300 (3)		7
Pacific Airways, Inc.	Bombardier/de Havilland DHC-2-MKI (6), Cessna CE-185-B (1)		7
Smokey Bay Air Inc.	Cessna CE-206-U206F (3), CE-206-U206G (2), CE-207-207 (1), CE-207-A (1)		7
Scott Air LLC dba Island Air Express	Cessna CE-206-U206G (1), CE-208-208 (2), CE-208-B (2)		5
Seaport Airlines, Inc.	Cessna CE-208-B (5)		5
Via Airlines d/b/a Charter Air Transport	Embraer EMB-145-LR (5)		5
Makani Kai Air Charters	Cessna CE-208-B (3), Piper PA-31-350 (1)		4
City Wings Inc dba Seafight	Cessna CE-208-B (2)		2
Katmai Air	Bombardier/de Havilland DHC-2-MKI (2), DHC-2-MKI (2), Cessna CE-206-U206F (2), CE-207-A (1), Piper PA-31-350 (1)		7
<b>RAA MEMBER TOTAL AIRCRAFT</b>			<b>1,955</b>
<b>TOTAL U.S. REGIONAL AIRCRAFT</b>			<b>2,385</b>

# Regional Airline Fleet Details (Fixed Wing) - Sorted by Manufacturer

Top 50 U.S. Airlines as of 2016 (Departures)

Carrier	Aircraft Fleet	Airlines & Qty.	RAA Total	U.S. Total	Carrier	Aircraft Fleet	Airlines & Qty.	RAA Total	U.S. Total	
Bombardier/de Havilland	CL-600-2B19	SkyWest Airlines Inc. (189), Air Wisconsin Airlines (65), Endeavor Air Inc. (58), PSA Airlines Inc. (35), ExpressJet Airlines Inc. (14)	361	361	ATR	ATR-72-212	Empire Airlines Inc. (7), Island Air Hawaii (5)	12	12	
		Endeavor Air Inc. (81), Mesa Airlines Inc. (64), PSA Airlines Inc. (54), SkyWest Airlines Inc. (36), ExpressJet Airlines Inc. (28), GoJet Airlines LLC d/b/a United Express (7)	270	270		ATR-42-300	Empire Airlines Inc. (8)	8	8	
	SkyWest Airlines Inc. (87), GoJet Airlines LLC d/b/a United Express (47), ExpressJet Airlines Inc. (45), Envoy Air (33), PSA Airlines Inc. (30), Mesa Airlines Inc. (20)	262	262	ATR-42-320		Cape Air (3), Empire Airlines Inc. (3)	6	6		
	Bombardier/de Havilland	DHC-8-402	Horizon Air (52), Island Air Hawaii (2)	54	54	Britten-Norman	BN-2-A26	Air Charter Inc d/b/a Air Flamenco (4), Vieques Air Link Inc. (4), New England Airlines Inc. (2), Island Air Service (1)	2	11
			Venture Travel LLC d/b/a Taquan Air Service (11), Kenmore Air Harbor (10), Pacific Airways, Inc. (6), Kalinin Aviation LLC d/b/a Alaska Seaplanes (3), Iliamna Air Taxi (2), Katmai Air (2), Island Air Service (1)	0	35		BN-2-B26	Vieques Air Link Inc. (3), Air Charter Inc d/b/a Air Flamenco (2)	0	5
		DCH-8-202	Commutair Aka Champlain Enterprises (16)	16	16		BN-2-B20	Cape Air (4)	4	4
		DCH-8-311	Piedmont Airlines (11)	11	11		BN-2-A9	Air Charter Inc d/b/a Air Flamenco (2), Vieques Air Link Inc. (1)	0	3
		DHC-8-106	Corvus Airlines (8)	8	8		BN-2-A8	Air Charter Inc d/b/a Air Flamenco (2)	0	2
		DHC-3-3	Venture Travel LLC d/b/a Taquan Air Service (3), Katmai Air (1)	0	4	BN-2-A	New England Airlines Inc. (1)	1	1	
		Saab	SF-340-340B	Silver Airways (21), Peninsula Airways Inc. (15), Seaborne Aviation (8)	8	44	Cessna	CE-208-B	Empire Airlines Inc. (37)Hageland Aviation Service (24)Mokulele Flight Services Inc. (15)Sun Air Express LLC dba Sun Air International (11)Wright Air Service (11)Multi-Aero Inc. d/b/a Air Choice One (11)Bering Air Inc. (10)Grant Aviation (10)Seaport Airlines Inc. (5)Kalinin Aviation LLC d/b/a Alaska Seaplanes (4)Makani Kai Air Charters (3)City Wings Inc dba Seafight (2)Scott Air LLC dba Island Air Express (2)	37
SAAB-2000				Peninsula Airways Inc. (4)	0	4		CE-402-C	Cape Air (83)	83
SAAB-340-A			Peninsula Airways Inc. (1)	0	1	CE-207-A		Hageland Aviation Service (16), Yute Air Aka Flight Alaska (7), Grant Aviation (5), Kalinin Aviation LLC d/b/a Alaska Seaplanes (3), Iliamna Air Taxi (2), Smokey Bay Air Inc. (1), Katmai Air (1), Katmai Air (1)	0	35
BE-1900-D			Great Lakes Airlines (28), Bering Air Inc. (2)	28	30	CE-208-208		Sun Air Express LLC dba Sun Air International (8), Scott Air LLC dba Island Air Express (2), Grant Aviation (1), Venture Travel LLC d/b/a Taquan Air Service (1), Island Air Service (1)	0	13
Beechcraft	BE-1900-C	Hageland Aviation Service (7)	0	7	CE-207-207	Yute Air Aka Flight Alaska (5), Hageland Aviation Service (3), Grant Aviation (1), Iliamna Air Taxi (1), Smokey Bay Air Inc. (1)		0	11	
	BE-200-B200	Bering Air Inc. (3), Grant Aviation (2)	0	5	CE-206-U206F	Smokey Bay Air Inc. (3), Katmai Air (2), Kalinin Aviation LLC d/b/a Alaska Seaplanes (1)		0	6	
	BE-300-B300C	Boutique Air (4)	0	4	CE-206-U206G	Smokey Bay Air Inc. (2), Wright Air Service (2), Kalinin Aviation LLC d/b/a Alaska Seaplanes (1), Scott Air LLC dba Island Air Express (1)		0	6	
	BE-200-200	Bering Air Inc. (1), Grant Aviation (1)	0	2	CE-172-M/N	Yute Air Aka Flight Alaska (3)		0	3	
	BE-36-A36	Iliamna Air Taxi (1), Wright Air Service (1)	0	2	CE-180-B	Kenmore Air Harbor (2), Island Air Service (1)		0	3	
	BE-58-58	Iliamna Air Taxi (1)	0	1	CE-525-525B	Tradewind Aviation (3)		0	3	
Embraer	ERJ-170-200LR	Republic Airline (126), SkyWest Airlines Inc. (103), Compass Airlines (56), Mesa Airlines Inc. (54), Envoy Air (39), Horizon Air (8)	386	386	CE-185-B	Island Air Service (1), Pacific Airways Inc. (1)	0	2		
		ExpressJet Airlines Inc. (75), Envoy Air (75), Piedmont Airlines (36), Trans States Airlines (26), Via Airlines d/b/a Charter Air Transport (5)	212	217	CE-208-A	Kalinin Aviation LLC d/b/a Alaska Seaplanes (1)	0	1		
	EMB-145-XR	ExpressJet Airlines Inc. (43), Trans States Airlines (38), Commutair Aka Champlain Enterprises Inc. (21)	102	102	Piper	PA-31-350	Warbelow (15), Hageland Aviation Service (8), Bering Air Inc. (6), Grant Aviation (5), Star Marianas Air Inc. (5), Wright Air Service (3), Sun Air Express LLC dba Sun Air International (2), Katmai Air (1), Makani Kai Air Charters (1)	0	46	
		Republic Airline (40)	40	40		PA-32-300	Star Marianas Air Inc. (7), Island Air Service (1), New England Airlines Inc. (3)	3	11	
ERJ-170-100SU	Republic Airline (15)	15	15	PA-32-260		Island Air Service (2)	0	2		
ERJ-170-100LR	Republic Airline (6)	6	6	PA-28-181		New England Airlines Inc. (1)	1	1		
Embraer	EMB-120-ER	Great Lakes Airlines (6)	6	6	Pilatus	PC-12-45	Tradewind Aviation (12), Boutique Air (10), Iliamna Air Taxi (3)	0	25	
	EMB-135-LR	ExpressJet Airlines Inc. (5)	5	5		PC-12-47	Boutique Air (11), Tradewind Aviation (5)	0	16	
	EMB-135-KL	Envoy Air (2)	2	2		PC-12-12	Kenmore Air Harbor (8)	0	8	
	OTHER	SD-3-60	Air Charter Inc d/b/a Air Flamenco (2)	0	2	GA-GA8	Grant Aviation (3)	0	3	
		C-212-CC	Bering Air Inc. (2)	0	2					

# U.S. Airports & Regional Service

## Including Essential Air Service

The following section includes both industry and regional airline specific departure statistics at the nation's Top 50 U.S. airports (both in chart and map form) as well as a map showing those U.S. airports served exclusively by regional airlines.

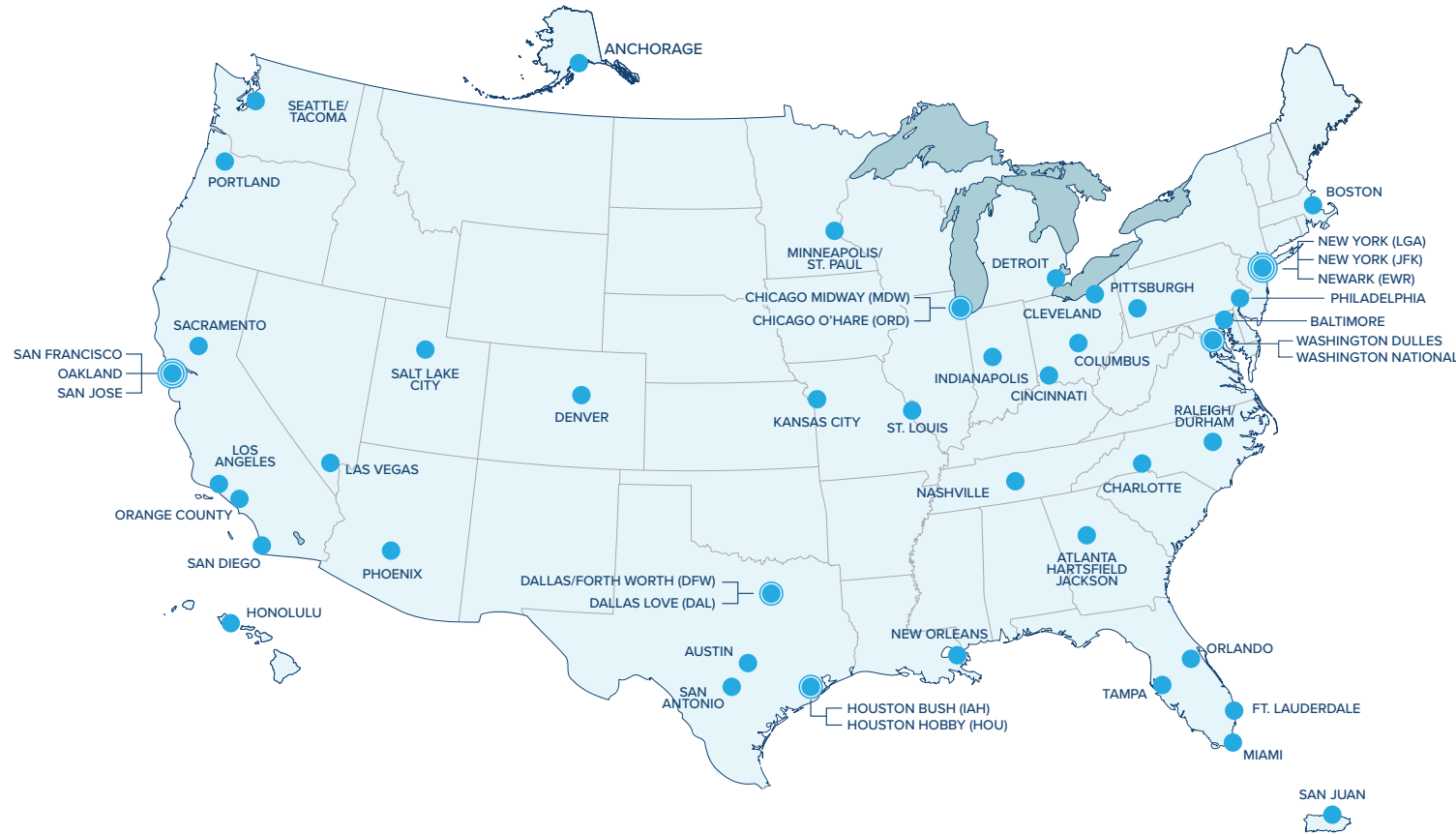
The Essential Air Service (EAS) program was put into place to guarantee that small communities, that were served by certificated air carriers before airline deregulation, maintain a minimum level of scheduled air service. The U.S. Department of Transportation is mandated to provide eligible EAS communities with access to the National Air Transportation System. This is generally accomplished by subsidizing two round-trips a day with 30-to 50-seat aircraft - or additional frequencies with aircraft with 9-seat or fewer usually to a large or medium-hub airport. The DOT currently subsidizes commuter and certificated air carriers to serve approximately 61 communities in Alaska and 112 communities in the lower 48 contiguous states that otherwise would not receive any scheduled air service.

Source: <https://www.transportation.gov/policy/aviation-policy/small-community-rural-air-service/essential-air-service>



# Top 50 U.S. Airports

Ranked by total scheduled departures in 2016



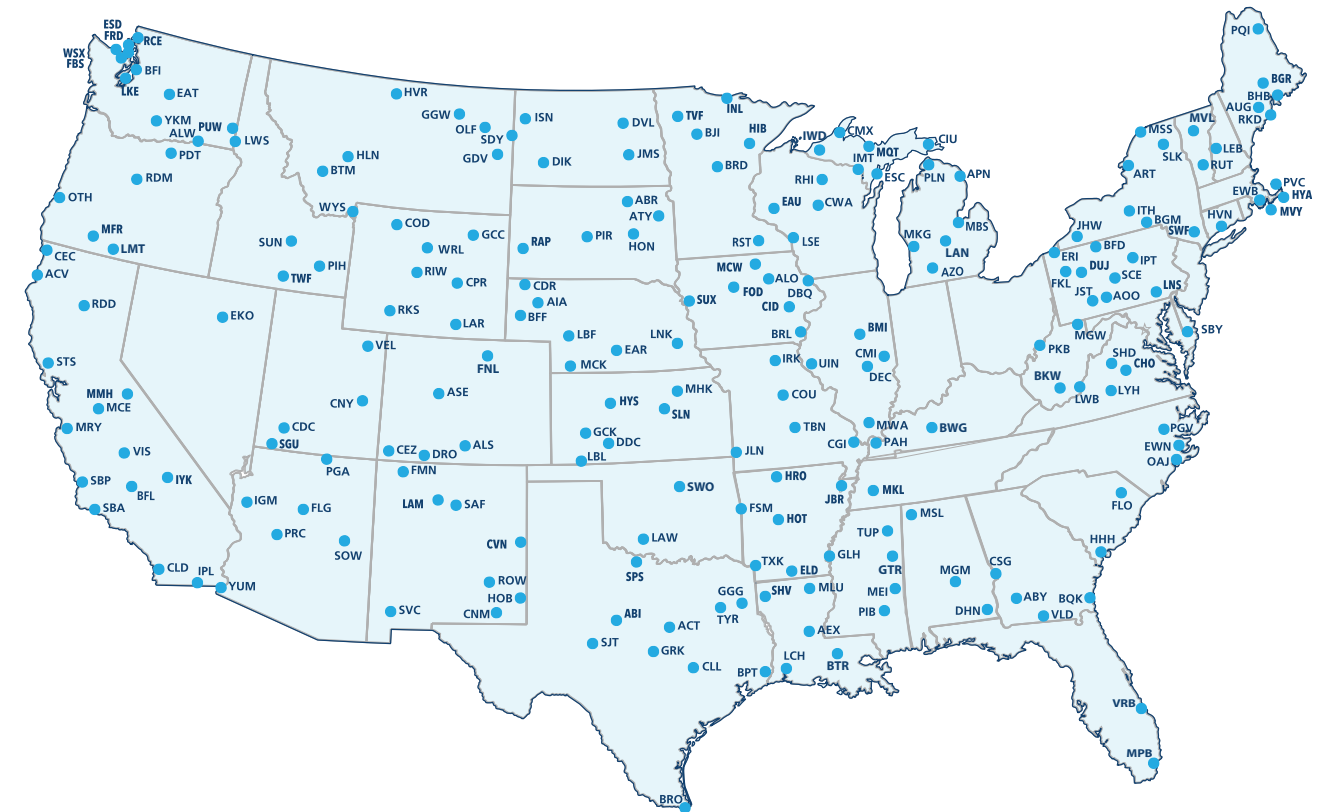
Source: RAA analysis of 2016 OAG schedules via PlaneStats online portal

Rank	Airport	Airport Code	Regional Departures	Total Departures	Regional Share
1	ATLANTA HARTSFIELD JACKSON	ATL	81,294	428,620	19.0%
2	CHICAGO OHARE	ORD	225,054	401,026	56.1%
3	DALLAS/FORT WORTH	DFW	132,393	313,674	42.2%
4	LOS ANGELES	LAX	65,076	270,388	24.1%
5	DENVER	DEN	90,574	269,208	33.6%
6	CHARLOTTE	CLT	137,590	254,223	54.1%
7	HOUSTON BUSH	IAH	111,453	210,591	52.9%
8	SEATTLE/TACOMA	SEA	69,069	189,439	36.5%
9	SAN FRANCISCO	SFO	43,650	189,075	23.1%
10	PHOENIX	PHX	41,970	187,067	22.4%
11	DETROIT	DTW	97,239	186,493	52.1%
12	MINNEAPOLIS/ST. PAUL	MSP	80,519	184,719	43.6%
13	NEW YORK NEWARK	EWR	78,092	183,384	42.6%
14	PHILADELPHIA	PHL	95,372	176,717	54.0%
15	NEW YORK LAGUARDIA	LGA	91,551	175,219	52.2%
16	NEW YORK KENNEDY	JFK	34,886	168,913	20.7%
17	LAS VEGAS	LAS	4,182	162,353	2.6%
18	BOSTON	BOS	35,872	159,544	22.5%
19	WASHINGTON NATIONAL	DCA	71,226	144,866	49.2%
20	ORLANDO	MCO	4,798	134,683	3.6%
21	MIAMI	MIA	24,000	132,738	18.1%
22	SALT LAKE CITY	SLC	54,107	117,291	46.1%
23	FORT LAUDERDALE	FLL	8,992	108,244	8.3%
24	BALTIMORE	BWI	8,395	106,816	7.9%
25	WASHINGTON DULLES	IAD	59,989	101,160	59.3%

Rank	Airport	Airport Code	Regional Departures	Total Departures	Regional Share
26	CHICAGO MIDWAY	MDW	4,118	91,973	4.5%
27	PORTLAND	PDX	36,521	87,603	41.7%
28	SAN DIEGO	SAN	10,932	84,549	12.9%
29	ST. LOUIS	STL	32,253	82,612	39.0%
30	TAMPA	TPA	5,948	73,904	8.0%
31	NASHVILLE	BNA	23,479	69,093	34.0%
32	DALLAS LOVE	DAL	34	68,768	0.0%
33	HONOLULU	HNL	14,646	66,466	22.0%
34	RALEIGH/DURHAM	RDU	28,073	61,965	45.3%
35	SAN JUAN	SJU	31,745	61,336	51.8%
36	HOUSTON HOBBY	HOU	3,211	59,930	5.4%
37	KANSAS CITY	MCI	14,526	55,145	26.3%
38	AUSTIN	AUS	10,499	54,795	19.2%
39	PITTSBURGH	PIT	29,936	54,504	54.9%
40	NEW ORLEANS	MSY	8,945	53,768	16.6%
41	OAKLAND	OAK	3,533	52,484	6.7%
42	INDIANAPOLIS	IND	25,883	51,099	50.7%
43	SAN JOSE	SJC	10,137	49,588	20.4%
44	CLEVELAND	CLE	24,812	48,280	51.4%
45	CINCINNATI	CVG	36,322	47,879	75.9%
46	COLUMBUS	CMH	27,507	47,336	58.1%
47	SACRAMENTO	SMF	10,479	46,134	22.7%
48	ORANGE COUNTY	SNA	4,868	45,574	10.7%
49	ANCHORAGE	ANC	25,002	42,342	59.0%
50	SAN ANTONIO	SAT	10,850	39,509	27.5%

# U.S. Airports Served Exclusively by Regional Airlines

213 airports in lower 48 states based on 2016 schedules



Source: RAA analysis of 2016 OAG schedules via PlaneStats online portal

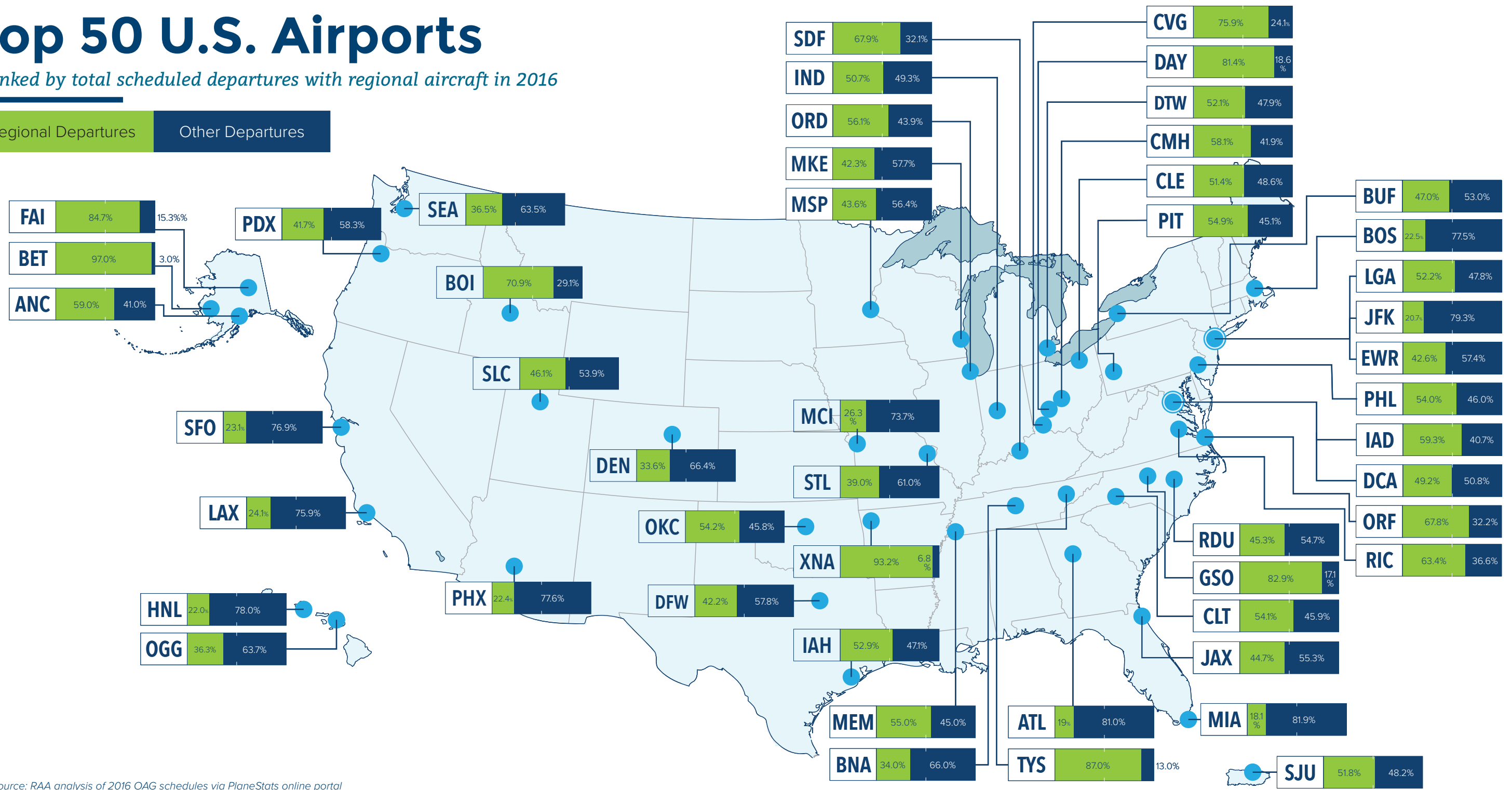
Airport Code	Airport	Airport Code	Airport	Airport Code	Airport	Airport Code	Airport	Airport Code	Airport
ABR	ABERDEEN, SOUTH DAKOTA	DUJ	DU BOIS, PENNSYLVANIA	MKL	JACKSON, TENNESSEE	MKG	MUSKOGON, MICHIGAN	SDY	SIDNEY, MONTANA
ABI	ABILENE, TEXAS	DBQ	DUBUQUE, IOWA	OAJ	JACKSONVILLE, NORTH CAROLINA	EWB	NEW BEDFORD, MASSACHUSETTS	SVC	SILVER CITY, NEW MEXICO
ALS	ALAMOSA, COLORADO	DRG	DURANGO, COLORADO	JHW	JAMESTOWN, NEW YORK	EWN	NEW BERN, NORTH CAROLINA	SUX	SIoux CITY, IOWA
ABY	ALBANY, GEORGIA	ESD	EAST SOUND, WASHINGTON	JMS	JAMESTOWN, NORTH DAKOTA	HVN	NEW HAVEN, CONNECTICUT	SGU	ST. GEORGE, UTAH
AEX	ALEXANDRIA, LOUISIANA	EAU	EAU CLAIRE, WISCONSIN	JST	JOHNSTOWN, PENNSYLVANIA	OTH	NORTH BEND, OREGON	SCE	STATE COLLEGE, PENNSYLVANIA
AIA	ALLIANCE, NEBRASKA	IPL	EL CENTRO/IMPERIAL, CALIFORNIA	JBR	JONESBORO, ARKANSAS	LBF	NORTH PLATTE, NEBRASKA	SWO	STILLWATER, OKLAHOMA
APN	ALPENA, MICHIGAN	ELD	EL DORADO, ARKANSAS	JLN	JOPLIN, MISSOURI	PAH	PADUCAH, KENTUCKY	MVL	STOWE, VERMONT
AOO	ALTOONA, PENNSYLVANIA	EKO	ELKO, NEVADA	AZO	KALAMAZOO, MICHIGAN	PGA	PAGE, ARIZONA	SUN	SUN VALLEY, IDAHO
ASE	ASPEN, COLORADO	ERI	ERIE, PENNSYLVANIA	EAR	KEARNEY, NEBRASKA	PKB	PARKERSBURG, WEST VIRGINIA	TXK	TEXARKANA, ARKANSAS
AUG	AUGUSTA, MAINE	ESC	ESCANABA, MICHIGAN	GRK	KILLEEN GRAY, TEXAS	PLN	PELLSTON, MICHIGAN	TVF	THEIF RIVER FALLS, MINNESOTA
BFL	BAKERSFIELD, CALIFORNIA	ACV	EUREKA/ARCATA, CALIFORNIA	IRK	KIRKSVILLE, MISSOURI	PDJ	PENDLETON, OREGON	TUP	TUPELO, MISSISSIPPI
BHB	BAR HARBOR, MAINE	FMN	FARMINGTON, NEW MEXICO	IRK	KLAMATH FALLS, OREGON	PIR	PIERRE, SOUTH DAKOTA	TWF	TWIN FALLS, IDAHO
BTR	BATON ROUGE, LOUISIANA	FLG	FLAGSTAFF, ARIZONA	LSE	LA CROSSE/WIWINONA, WISCONSIN	PIH	POCATELLO, IDAHO	TYR	TYLER, TEXAS
BPT	BEAUMONT/PT. ARTHUR, TEXAS	FLO	FLORENCE, SOUTH CAROLINA	LCH	LAKE CHARLES, LOUISIANA	PRC	PRESOTT, ARIZONA	VLD	VALDOSTA, GEORGIA
BKW	BECKLEY, WEST VIRGINIA	FNL	FORT COLLINS/LOVELAND, CO	LNS	LANCASTER, PENNSYLVANIA	PQI	PRESQUE ISLE, MAINE	VEL	VERNAL, UTAH
BJI	BEMIDJI, MINNESOTA	FOD	FORT DODGE, IOWA	LAN	LANSING, MICHIGAN	VRB	PROVINCETOWN, MASSACHUSETTS	VRB	VERO BEACH, FLORIDA
BGM	BINGHAMTON, NEW YORK	FKL	FRANKLIN, PENNSYLVANIA	LAR	LARAMIE, WYOMING	PUB	PUEBLO, COLORADO	VIS	VISALIA, CALIFORNIA
BWG	BOWLING GREEN, KENTUCKY	FRD	FRIDAY HARBOR, WASHINGTON	PIB	LAUREL/HATTIESBURG, MISSISSIPPI	PLW	PULLMAN, WASHINGTON	ACT	WACO, TEXAS
BFD	BRADFORD, PENNSYLVANIA	FBS	FRIDAY HARBOR, WASHINGTON	LAW	LAWTON, OKLAHOMA	UIN	QUINCY, ILLINOIS	ALW	WALLA WALLA, WASHINGTON
BRD	BRAINERD, MINNESOTA	TBN	FT. LEONARD WOOD, MISSOURI	LEB	LEBANON, NEW HAMPSHIRE	RDD	REDDING, CALIFORNIA	ALO	WATERLOO, IOWA
BRO	BROWNSVILLE, TEXAS	FSM	FT. SMITH, ARKANSAS	LWS	LEWISTON, IDAHO	RDM	REDMOND, OREGON	ART	WATERTOWN, NEW YORK
BGK	BRUNSWICK, GEORGIA	GCK	GARDEN CITY, KANSAS	LBL	LIBERAL, KANSAS	RHI	RHINELANDER, WISCONSIN	ATY	WATERTOWN, SOUTH DAKOTA
BRL	BURLINGTON, IOWA	GCC	GILLETTE, WYOMING	LNK	LINCOLN, NEBRASKA	RIW	RIVERTON, WYOMING	CWA	WAUSAU, WISCONSIN
BTM	BUTTE, MONTANA	GGW	GLASGOW, MONTANA	GGG	LONGVIEW, TEXAS	RCE	ROCHE HARBOR, WASHINGTON	EAT	WENATCHEE, WASHINGTON
CGI	CAPE GIRARDEAU, MISSOURI	GOV	GLENDIVE, MONTANA	LPS	LOPIS IS., WASHINGTON	RST	ROCHESTER, MINNESOTA	WYS	WEST YELLOWSTONE, MONTANA
CNM	CARLSBAD, NEW MEXICO	GCN	GRAND CANYON, ARIZONA	LAM	LOS ALAMOS, NEW MEXICO	RKS	ROCK SPRINGS, WYOMING	WSX	WESTSOUND, WASHINGTON
CPR	CASPER, WYOMING	GJT	GREAT JUNCTION, COLORADO	LYH	LYNCHBURG, VIRGINIA	RKD	ROCKLAND, MAINE	SPS	WICHITA FALLS, TEXAS
CDC	CEDAR CITY, UTAH	LWB	GREENBRIER, WEST VIRGINIA	MMH	MAMMOTH LAKES, CALIFORNIA	ROW	ROSWELL, NEW MEXICO	IPT	WILLIAMSPORT, PENNSYLVANIA
CDR	CHADRON, NEBRASKA	PGV	GREENVILLE, NORTH CAROLINA	MHK	MANHATTAN, KANSAS	RUT	RUTLAND, VERMONT	ISN	WILLISTON, NORTH DAKOTA
CMI	CHAMPAIGN, ILLINOIS	GLH	GREENVILLE, MISSISSIPPI	MWA	MARION, ILLINOIS	MBS	SAGINAW, MICHIGAN	OLF	WOLF POINT, MONTANA
CYS	CHEYENNE, WYOMING	CMX	HANCOCK, MICHIGAN	MOY	MARQUETTE, MICHIGAN	SLN	SALINA, KANSAS	WRL	WORLAND, WYOMING
CVN	CLOVIS, NEW MEXICO	HRO	HARRISON, ARKANSAS	MYT	MARTHAS VINEYARD, MASS.	SBY	SALISBURY, MARYLAND	YKM	YAKIMA, WASHINGTON
COD	CODY, WYOMING	HVR	HAVRE, MONTANA	MCW	MASON CITY, IOWA	SJT	SAN ANGELO, TEXAS	YUM	YUMA, ARIZONA
CLL	COLLEGE STATION, TEXAS	HYS	HAYS, KANSAS	MSS	MASSENA, NEW YORK	SBP	SAN LUIS OBISPO, CALIFORNIA		
COU	COLUMBIA, MISSOURI	HLN	HELENA, MONTANA	MCK	MC COOK, NEBRASKA	SBA	SANTA BARBARA, CALIFORNIA		
CSG	COLUMBUS, GEORGIA	HIB	HIBBING, MINNESOTA	MFR	MEDFORD, OREGON	SAF	SANTA FE, NEW MEXICO		
GTR	COLUMBUS/STARBUCKVILLE/WEST PT. MISS.	HHT	HILTON HEAD ISLAND, SC	MEI	MERCED, CALIFORNIA	STS	SANTA ROSA, CALIFORNIA		
CEZ	CORTEZ, COLORADO	HOB	HOBBBS, NEW MEXICO	MCI	MERIDIAN, MISSISSIPPI	SLK	SARANAC LAKE, NEW YORK		
CEC	CRESCENT CITY, CALIFORNIA	HOT	HOT SPRINGS, ARKANSAS	MPB	MIAMI, FLORIDA	CIU	SAULT STE. MARIE, MICHIGAN		
DEC	DECATUR, ILLINOIS	HON	HURON, SOUTH DAKOTA	CNY	MOAB, UTAH	BFF	SCOTTSBUFF, NEBRASKA		
DHB	DEER HARBOR AIRPORT, WASHINGTON	HYA	HYANNIS, MASSACHUSETTS	MLU	MONROE, LOUISIANA	BFI	SEATTLE/TACOMA (BOEING), WASHINGTON		
DVL	DEVILS LAKE, NORTH DAKOTA	INL	INTL. FALLS, MINNESOTA	MRY	MONTEREY, CALIFORNIA	KEH	SEATTLE/TACOMA (KENMORE), WASHINGTON		
DIK	DICKINSON, NORTH DAKOTA	IMT	IRON MOUNTAIN, MICHIGAN	MGM	MONTGOMERY, ALABAMA	LKE	SEATTLE/TACOMA (LUNION), WASHINGTON		
DDC	DODGE CITY, KANSAS	IWD	IRONWOOD, MICHIGAN	MGW	MORGANTOWN, WEST VIRGINIA	SHD	SHENANDOAH VALLEY AIRPORT, VIRGINIA		
DHN	DOTHAN, ALABAMA	ITH	ITHACA, NEW YORK	MSL	MUSCLE SHOALS, ALABAMA	SOW	SHOW LOW, ARIZONA		

INTRODUCTION  
INDUSTRY STATISTICS  
FLEET STATISTICS  
U.S. AIRPORTS  
MEMBER DIRECTORY  
ASSOCIATE MEMBER DIRECTORY  
CODE REFERENCES

# Top 50 U.S. Airports

Ranked by total scheduled departures with regional aircraft in 2016

Regional Departures    Other Departures



Source: RAA analysis of 2016 OAG schedules via PlaneStats online portal

Rank	Airport	Airport Code	Regional Departures	Total Departures	Regional Share
1	CHICAGO OHARE	ORD	225,054	401,026	56.1%
2	CHARLOTTE	CLT	137,590	254,223	54.1%
3	DALLAS/FORT WORTH	DFW	132,393	313,674	42.2%
4	HOUSTON BUSH	IAH	111,453	210,591	52.9%
5	DETROIT	DTW	97,239	186,493	52.1%
6	PHILADELPHIA	PHL	95,372	176,717	54.0%
7	NEW YORK LAGUARDIA	LGA	91,551	175,219	52.2%
8	DENVER	DEN	90,574	269,208	33.6%
9	ATLANTA HARTSFIELD JACKSON	ATL	81,294	428,620	19.0%
10	MINNEAPOLIS/ST. PAUL	MSP	80,519	184,719	43.6%
11	NEW YORK NEWARK	EWK	78,092	183,384	42.6%
12	WASHINGTON NATIONAL	DCA	71,226	144,866	49.2%
13	SEATTLE/TACOMA	SEA	69,069	189,439	36.5%
14	LOS ANGELES	LAX	65,076	270,388	24.1%

Rank	Airport	Airport Code	Regional Departures	Total Departures	Regional Share
15	WASHINGTON DULLES	IAD	59,989	101,160	59.3%
16	SALT LAKE CITY	SLC	54,107	117,291	46.1%
17	SAN FRANCISCO	SFO	43,650	189,075	23.1%
18	PHOENIX	PHX	41,970	187,067	22.4%
19	PORTLAND	PDX	36,521	87,603	41.7%
20	CINCINNATI	CVG	36,322	47,879	75.9%
21	BOSTON	BOS	35,872	159,544	22.5%
22	NEW YORK KENNEDY	JFK	34,886	168,913	20.7%
23	ST. LOUIS	STL	32,253	82,612	39.0%
24	SAN JUAN	SJU	31,745	61,336	51.8%
25	BETHEL	BET	31,079	32,054	97.0%
26	PITTSBURGH	PIT	29,936	54,504	54.9%

Rank	Airport	Airport Code	Regional Departures	Total Departures	Regional Share
27	RALEIGH/DURHAM	RDU	28,073	61,965	45.3%
28	COLUMBUS	CMH	27,507	47,336	58.1%
29	INDIANAPOLIS	IND	25,883	51,099	50.7%
30	ANCHORAGE	ANC	25,002	42,342	59.0%
31	CLEVELAND	CLE	24,812	48,280	51.4%
32	MIAMI	MIA	24,000	132,738	18.1%
33	NASHVILLE	BNA	23,479	69,093	34.0%
34	NORFOLK/V.A. BEACH/WMBG	ORF	16,501	24,330	67.8%
35	RICHMOND/WMBG	RIC	16,451	25,941	63.4%
36	LOUISVILLE	SDF	16,411	24,161	67.9%
37	MILWAUKEE	MKE	16,337	38,634	42.3%
38	BOISE	BOI	15,730	22,191	70.9%

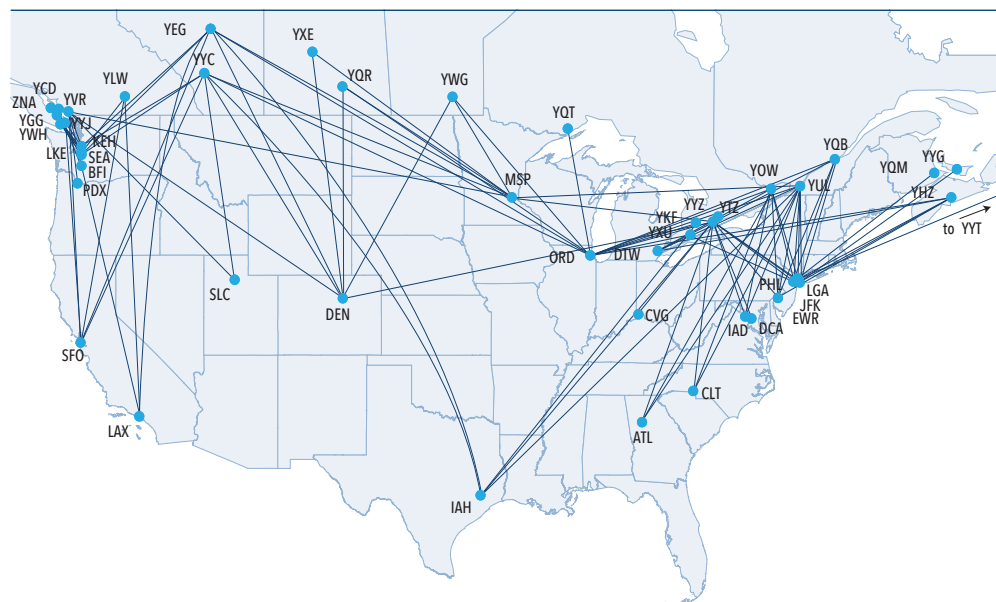
Rank	Airport	Airport Code	Regional Departures	Total Departures	Regional Share
39	MEMPHIS	MEM	15,067	27,410	55.0%
40	DAYTON	DAY	14,863	18,263	81.4%
41	HONOLULU	HNL	14,646	66,466	22.0%
42	KANSAS CITY	MCI	14,526	55,145	26.3%
43	KNOXVILLE	TYS	14,384	16,539	87.0%
44	JACKSONVILLE	JAX	13,908	31,119	44.7%
45	BUFFALO	BUF	13,695	29,153	47.0%
46	FAIRBANKS	FAI	13,691	16,170	84.7%
47	MAUI	OGG	13,238	36,490	36.3%
48	GREENSBORO/H.PT/WIN-SALEM	GSO	13,135	15,850	82.9%
49	FAYETTEVILLE/SPRINGFIELD	XNA	13,001	13,955	93.2%
50	OKLAHOMA CITY	OKC	12,850	23,716	54.2%

## Shortest & Longest Regional Routes (Lower 48) Source: Per OAG Schedule 2016

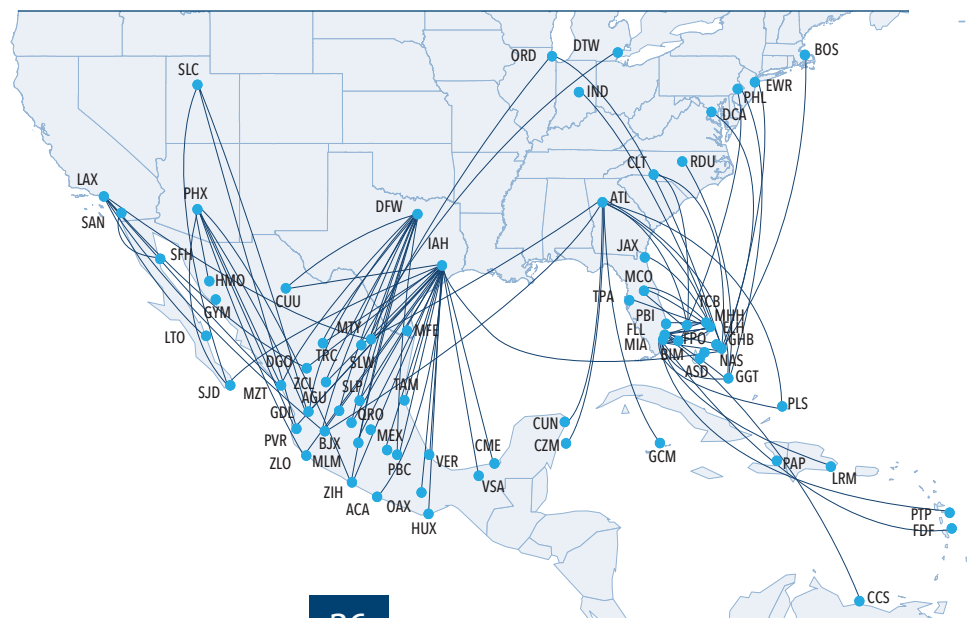
Regional Jet	Origin	Destination	Marketing Carrier	Operating Carrier	Aircraft	Distance (SM)	Block Time (min)	# of 2016 Departures
Shortest Distance	ORD: CHICAGO OHARE, IL	MKE: MILWAUKEE, WI	United Airlines	SkyWest Airlines	CL-600-2C10	66	48	45
Shortest Time	MEI: MERIDIAN, MS	PIB: LAUREL/HATTIESBURG, MS	American Airlines	ExpressJet Airlines	CL-600-2C10	67	32	585
Longest Distance	STL: ST. LOUIS, MO	SFO: SAN FRANCISCO, CA	United Airlines	SkyWest Airlines	ERJ-170-200LR	1731	178	325
Longest Time	STL: ST. LOUIS, MO	SFO: SAN FRANCISCO, CA	United Airlines	SkyWest Airlines	ERJ-170-200LR	1731	178	325

Non-Jet	Origin	Destination	Marketing Carrier	Operating Carrier	Aircraft	Distance (SM)	Block Time (min)	# of 2016 Departures
Shortest Distance	LKE: SEATTLE/TACOMA (L.UNION), WA	KEH: SEATTLE/TACOMA (KENMORE), WA	Kenmore Air	Kenmore Air	DHC-2-MKI	8	10	150
Shortest Time	LKE: SEATTLE/TACOMA (L.UNION), WA	KEH: SEATTLE/TACOMA (KENMORE), WA	Kenmore Air	Kenmore Air	DHC-2-MKI	8	10	150
Longest Distance	PDX: PORTLAND, OR	BIL: BILLINGS, MT	Alaska Airlines	Horizon Air	DHC-8-402	677	122	365
Longest Time	PDX: PORTLAND, OR	BIL: BILLINGS, MT	Alaska Airlines	Horizon Air	DHC-8-402	677	122	365

## Regional Airline Transborder Service



North Transborder Map



South Transborder Map

# Passenger Service in U.S.

State by State Analysis, including Alaska, Hawaii, and Puerto Rico. Due to its size, Alaska can be found on its own dedicated page at the end of this section.

Source: DEPARTURES = 2016 OAG schedules via PlaneStats online portal; ENPLANEMENTS = Bureau of Transportation Statistics, Air Carrier Statistics Form 41 Traffic: T-100 Segment (U.S. Carriers Only)

Regional flights only (95% and above)

Regional/other flights

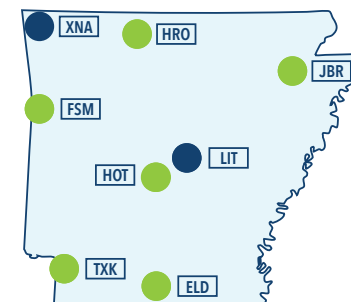
### ALABAMA

Total 2016 Enplanements				Total 2016 Departures			
Regional	1,320,855	Regional	32,030				
Industry	2,393,751	Industry	42,223				
Regional Share	55%	Regional Share	76%				

Code	Airport Name	% Pax.	% Depts.	Code	Airport Name	% Pax.	% Depts.
BHM	Birmingham	38%	60%	MGM	Montgomery	100%	100%
DHN	Dothan	100%	100%	MOB	Mobile	86%	93%
HSV	Huntsville/Decatur	62%	78%	MSL	Muscle Shoals	100%	100%

State	EAS Community	Annual Contract Subsidy Rates September 1, 2017	EAS Carrier	Start	Expiration	Order	Hub(s) Served
AL	Muscle Shoals	\$2,779,632	Boutique Air	03/01/16	02/28/18	2015-12-3	ATL/BNA

### ARKANSAS

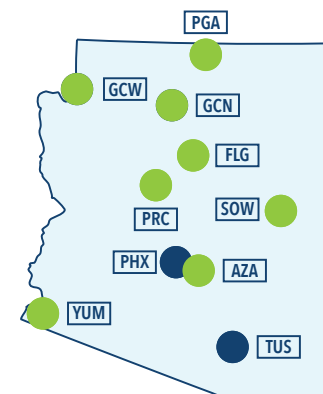


Total 2016 Enplanements				Total 2016 Departures			
Regional	1,136,573	Regional	28,719				
Industry	1,766,013	Industry	35,061				
Regional Share	64%	Regional Share	82%				

Code	Airport Name	% Pax.	% Depts.	Code	Airport Name	% Pax.	% Depts.
ELD	El Dorado	100%	100%	JBR	Jonesboro	100%	100%
FSM	Ft. Smith	100%	100%	LIT	Little Rock	46%	63%
HOT	Hot Springs	100%	100%	TXK	Texarkana	100%	100%
HRO	Harrison	100%	100%	XNA	Fayetteville/Springfield	84%	93%

State	EAS Community	Annual Contract Subsidy Rates September 1, 2017	EAS Carrier	Start	Expiration	Order	Hub(s) Served
AR	El Dorado/Camden	\$2,306,627	Southern	01/01/17	02/28/19	2016-12-9	DFW
AR	Harrison	\$2,397,188	Southern	01/31/17	02/28/19	2016-12-9	DFW/MEM
AR	Hot Springs	\$2,378,312	Southern	01/01/17	02/28/19	2016-12-9	DFW
AR	Jonesboro	\$1,923,462	Air Choice One	03/01/14	02/28/18	2014-2-17	STL

### ARIZONA

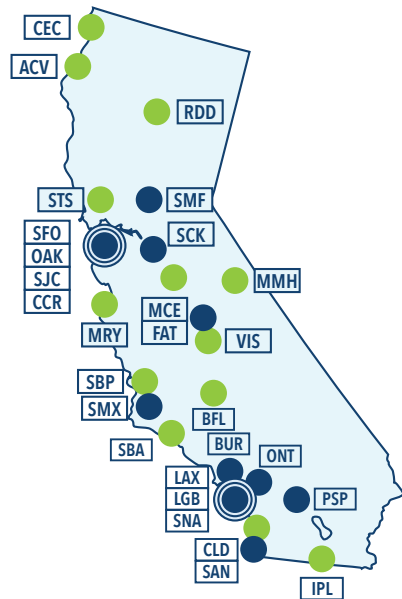


Total 2016 Enplanements				Total 2016 Departures			
Regional	2,744,975	Regional	59,276				
Industry	23,393,499	Industry	218,133				
Regional Share	12%	Regional Share	27%				

Code	Airport Name	% Pax.	% Depts.	Code	Airport Name	% Pax.	% Depts.
AZA	Williams Gateway	0%	0%	PHX	Phoenix	10%	22%
FLG	Flagstaff	100%	100%	PRC	Prescott	100%	100%
GCN	Grand Canyon	100%	100%	SOW	Show Low	100%	100%
GCW	Grand Canyon West Airport	100%	100%	TUS	Tucson	33%	53%
PGA	Page	100%	100%	YUM	Yuma	100%	100%

State	EAS Community	Annual Contract Subsidy Rates September 1, 2017	EAS Carrier	Start	Expiration	Order	Hub(s) Served
AZ	Page	\$2,282,818	Great Lakes	09/01/17	08/31/19	2017-5-15	DEN/PHX
AZ	Prescott	\$2,657,002	Great Lakes	05/01/17	04/30/19	2017-2-14	LAX
AZ	Show Low	\$1,535,940	Boutique Air	06/30/18	2016-6-15	2016-6-15	PHX

## California



Regional flights only (95% and above)

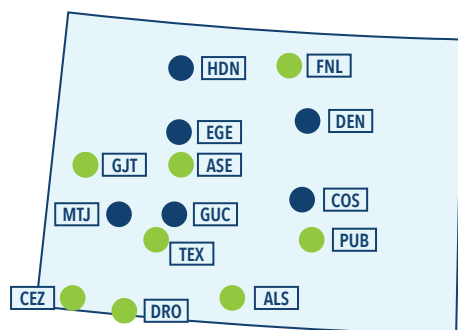
Regional/other flights

Total 2016 Enplanements				Total 2016 Departures			
Regional		10,596,787		Regional		208,437	
Industry		93,201,350		Industry		847,520	
Regional Share		11%		Regional Share		25%	

Code	Airport Name	% Pax.	% Depts.	Code	Airport Name	% Pax.	% Depts.
ACV	Eureka/Arcata	100%	100%	ONT	Ontario	15%	29%
BFL	Bakersfield	100%	100%	PSP	Palm Springs	34%	58%
BUR	Burbank	15%	26%	RDD	Redding	100%	100%
CCR	Concord	0%	0%	SAN	San Diego	6%	13%
CEC	Crescent City	100%	100%	SBA	Santa Barbara	100%	100%
CLD	Carlsbad	0%	0%	SBP	San Luis Obispo	100%	100%
FAT	Fresno	76%	88%	SCK	Stockton	0%	0%
IPL	El Centro/Imperial	100%	100%	SFO	San Francisco	10%	23%
LAX	Los Angeles	11%	24%	SJC	San Jose	11%	20%
LGB	Long Beach	12%	24%	SMF	Sacramento	12%	23%
MCE	Merced	100%	100%	SMX	Santa Maria	40%	84%
MMH	Mammoth Lakes	100%	100%	SNA	Orange County	6%	11%
MRY	Monterey	93%	97%	STS	Santa Rosa	91%	95%
OAK	Oakland	3%	7%	VIS	Visalia	100%	100%

State	EAS Community	Annual Contract Subsidy Rates 9/1/17	EAS Carrier	Start	Expiration	Order	Hub(s) Served
CA	Crescent City	\$2,951,831	PenAir	09/15/15	09/30/17	2015-3-14	PDX
CA	El Centro	\$2,440,634	Mokulele	05/01/16	04/30/18	2016-3-31	LAX
CA	Merced	\$2,991,546	Boutique Air	08/01/17	07/31/21	2017-6-19	LAX/OAK

## Colorado

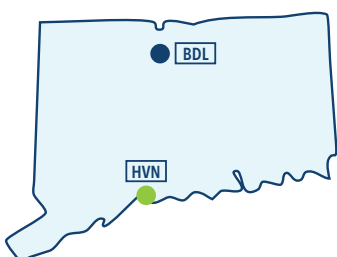


Total 2016 Enplanements				Total 2016 Departures			
Regional		5,262,119		Regional		118,980	
Industry		30,005,187		Industry		302,070	
Regional Share		18%		Regional Share		39%	

Code	Airport Name	% Pax.	% Depts.	Code	Airport Name	% Pax.	% Depts.
ALS	Alamosa	100%	100%	FNL	Fort Collins/Loveland	60%	98%
ASE	Aspen	100%	100%	GJT	Grand Junction	89%	97%
CEZ	Cortez	100%	100%	GUC	Gunnison	58%	77%
COS	Colorado Springs	57%	77%	HDN	Steamboat Springs	59%	76%
DEN	Denver	14%	34%	MTJ	Montrose	74%	86%
DRO	Durango	100%	100%	PUB	Pueblo	100%	100%
EGE	Vail/Eagle	18%	34%	TEX	Telluride	100%	100%

State	EAS Community	Annual Contract Subsidy Rates 9/1/17	EAS Carrier	Start	Expiration	Order	Hub(s) Served
CO	Alamosa	\$2,593,050	Boutique Air	10/01/16	09/30/18	2016-8-1	DEN/ABQ
CO	Cortez	\$3,580,480	Boutique Air	10/01/16	09/30/18	2016-8-1	DEN/PHX
CO	Pueblo	\$1,687,626	Great Lakes	08/01/17	11/30/17	2017-2-1	DEN

## Connecticut



Total 2016 Enplanements				Total 2016 Departures			
Regional		575,828		Regional		12,167	
Industry		2,985,401		Industry		31,494	
Regional Share		19%		Regional Share		39%	

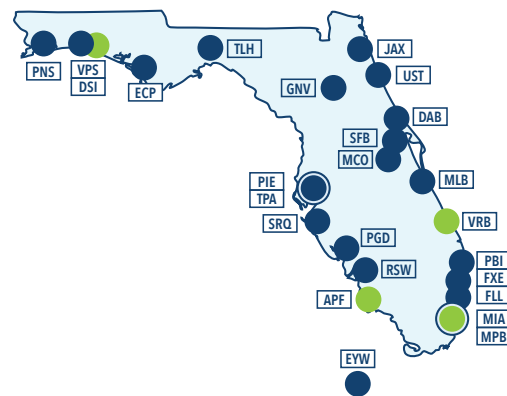
Code	Airport Name	% Pax.	% Depts.	Code	Airport Name	% Pax.	% Depts.
BDL	Hartford Ct/Springfield	19%	36%	HVN	New Haven	100%	100%

## Delaware



No scheduled passenger air service in 2016.

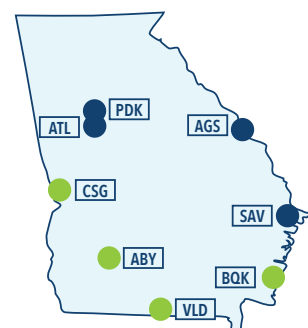
## Florida



Total 2016 Enplanements			Total 2016 Departures		
Regional	4,010,905		Regional	96,261	
Industry	72,593,492		Industry	611,872	
Regional Share	6%		Regional Share	16%	

Code	Airport Name	% Pax.	% Depts.	Code	Airport Name	% Pax.	% Depts.
APF	Naples	100%	100%	PBI	West Palm Beach	2%	6%
DAB	Daytona Beach	23%	39%	PGD	Punta Gorda	0%	0%
DSI	Destin	100%	100%	PIE	St. Petersburg	0%	0%
ECP	Nw Florida Beaches International Airport	9%	23%	PNS	Pensacola	41%	66%
EYW	Key West	64%	84%	RSW	Fort Myers	3%	8%
FLL	Fort Lauderdale	1%	8%	SFB	Sanford	0%	0%
FXE	Ft. Lauderdale (Executive)	0%	0%	SRQ	Sarasota/Bradenton	23%	40%
GNV	Gainesville	85%	93%	TLH	Tallahassee	58%	78%
JAX	Jacksonville	27%	45%	TPA	Tampa	2%	8%
MCO	Orlando	1%	4%	UST	St. Augustine	6%	27%
MIA	Miami	7%	18%	VPS	Ft. Walton Beach	50%	68%
MLB	Melbourne	28%	52%	VRB	Vero Beach	100%	100%
MPB	Miami	100%	100%				

## Georgia

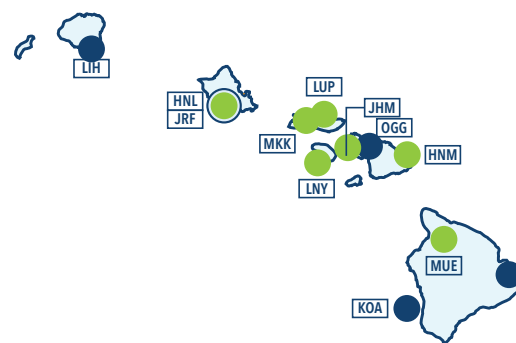


Total 2016 Enplanements				Total 2016 Departures			
Regional		4,930,545		Regional		99,488	
Industry		51,415,267		Industry		453,083	
Regional Share		10%		Regional Share		22%	

Code	Airport Name	% Pax.	% Depts.	Code	Airport Name	% Pax.	% Depts.
ABY	Albany	100%	100%	CSG	Columbus	100%	100%
AGS	Augusta	67%	83%	PDK	Atlanta Peachtree-Dekalb	0%	0%
ATL	Atlanta Hartsfield-Jackson	8%	19%	SAV	Savannah	47%	65%
BQK	Brunswick	100%	100%	VLD	Valdosta	100%	100%

State	EAS Community	Annual Contract Subsidy Rates 9/1/17	EAS Carrier	Start	Expiration	Order	Hub(s) Served
GA	Macon	\$4,687,979	Alternate EAS/Contour	08/18/17	07/31/19	2017-1-1	BWI

## Hawaii

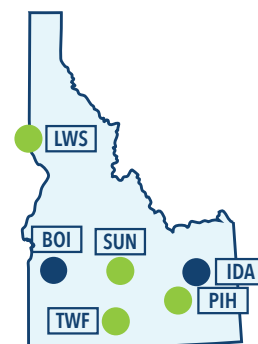


Total 2016 Enplanements				Total 2016 Departures			
Regional		950,738		Regional		57,457	
Industry		14,989,698		Industry		162,737	
Regional Share		6%		Regional Share		35%	

Code	Airport Name	% Pax.	% Depts.	Code	Airport Name	% Pax.	% Depts.
HNL	Honolulu	4%	22%	LIH	Lihue	5%	14%
HNM	Hana	100%	100%	LNY	Lanai City	100%	100%
ITO	Hilo	3%	9%	LUP	Kalaupapa	100%	100%
JHM	Kapalua	100%	100%	MKK	Molokai/Hoolehua	100%	100%
JRF	John Rodgers Field	100%	100%	MUE	Kamuela	100%	100%
KOA	Kona	6%	38%	OGG	Maui	7%	36%

State	EAS Community	Annual Contract Subsidy Rates 9/1/17	EAS Carrier	Start	Expiration	Order	Hub(s) Served
HI	Kalaupapa	\$690,463	Makani Kai	06/01/14	05/31/18	2014-6-12	HNL/MKK
HI	Kamuela	\$412,389	Mokulele	09/21/13	09/30/17	2013-7-3	OGG

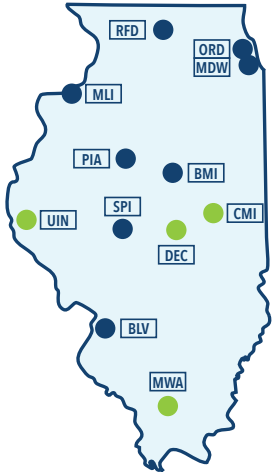
## Idaho



Total 2016 Enplanements				Total 2016 Departures			
Regional		1,247,962		Regional		23,562	
Industry		2,043,838		Industry		30,284	
Regional Share		61%		Regional Share		78%	

Code	Airport Name	% Pax.	% Depts.	Code	Airport Name	% Pax.	% Depts.
BOI	Boise	55%	71%	PIH	Pocatello	100%	100%
IDA	Idaho Falls	74%	90%	SUN	Sun Valley	100%	100%
LWS	Lewiston	100%	100%	TWF	Twin Falls	100%	100%

### Illinois



Regional flights only (95% and above) Regional/other flights

Total 2016 Enplanements				Total 2016 Departures			
Regional	11,264,034			Regional	254,344		
Industry	46,961,261			Industry	521,202		
Regional Share	24%			Regional Share	49%		

Code	Airport Name	% Pax.	% Depts.	Code	Airport Name	% Pax.	% Depts.
BLV	Belleville (Scott Afb)	0%	0%	MWA	Marion	100%	100%
BMI	Bloomington	70%	86%	ORD	Chicago O'hare	30%	56%
CMI	Champaign	100%	100%	PIA	Peoria	68%	89%
DEC	Decatur	100%	100%	RFD	Rockford	2%	7%
MDW	Chicago Midway	2%	4%	SPI	Springfield	70%	90%
MLI	Moline	83%	94%	UIN	Quincy	100%	100%

State	EAS Community	Annual Contract Subsidy Rates 9/1/17	EAS Carrier	Start	Expiration	Order	Hub(s) Served
IL	Decatur	\$2,915,638	Air Choice One	02/01/15	01/31/18	2015-12-11	ORD/STL
IL	Marion/Herrin	\$2,731,690	Cape Air	12/01/15	11/30/19	2015-10-19	STL
IL	Quincy/Hannibal, MO	\$2,633,628	Cape Air	12/01/15	11/30/17	2015-10-19	STL

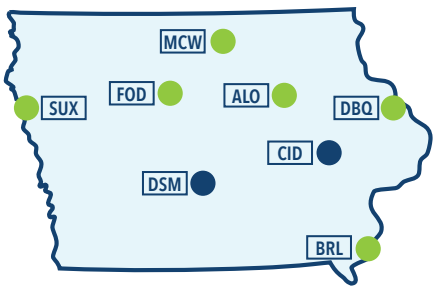
### Indiana



Total 2016 Enplanements				Total 2016 Departures			
Regional	1,960,535			Regional	43,426		
Industry	5,129,523			Industry	70,299		
Regional Share	38%			Regional Share	62%		

Code	Airport Name	% Pax.	% Depts.	Code	Airport Name	% Pax.	% Depts.
EVV	Evansville	82%	92%	IND	Indianapolis	30%	51%
FWA	Fort Wayne	77%	93%	SBN	South Bend	69%	89%

### Iowa

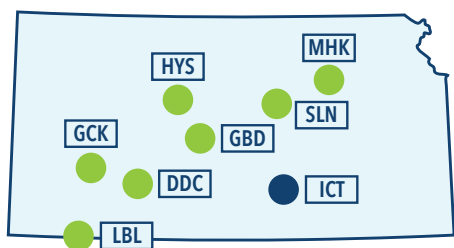


Total 2016 Enplanements				Total 2016 Departures			
Regional	1,070,060			Regional	26,929		
Industry	1,881,424			Industry	33,668		
Regional Share	57%			Regional Share	80%		

Code	Airport Name	% Pax.	% Depts.	Code	Airport Name	% Pax.	% Depts.
ALO	Waterloo	100%	100%	DSM	Des Moines	44%	64%
BRL	Burlington	100%	100%	FOD	Fort Dodge	100%	100%
CID	Cedar Rapids/Iowa City	77%	91%	MCW	Mason City	100%	100%
DBQ	Dubuque	100%	100%	SUX	Sioux City	100%	100%

State	EAS Community	Annual Contract Subsidy Rates 9/1/17	EAS Carrier	Start	Expiration	Order	Hub(s) Served
IA	Burlington	\$2,316,502		02/01/16	01/31/18	2015-12-11	ORD/STL
IA	Fort Dodge	\$2,949,904	Air Choice One	03/01/17	02/28/21	2016-12-28	MSP/STL
IA	Mason City	\$2,949,904		03/01/17	02/28/21	2016-12-28	MSP/ORD
IA	Waterloo	\$1,829,458	American	05/01/16	04/30/18	2015-12-16	ORD

### Kansas

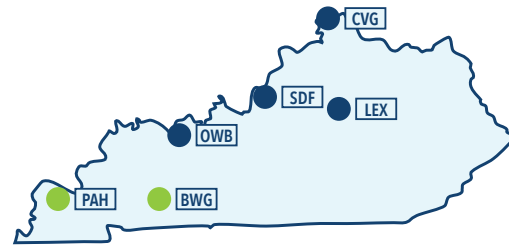


Total 2016 Enplanements				Total 2016 Departures			
Regional	472,169			Regional	12,624		
Industry	897,095			Industry	16,450		
Regional Share	53%			Regional Share	77%		

Code	Airport Name	% Pax.	% Depts.	Code	Airport Name	% Pax.	% Depts.
DDC	Dodge City	100%	100%	ICT	Wichita	46%	67%
GBD	Great Bend	100%	100%	LBL	Liberal	100%	100%
GCK	Garden City	100%	100%	MHK	Manhattan	100%	100%
HYS	Hays	100%	100%	SLN	Salina	100%	100%

State	EAS Community	Annual Contract Subsidy Rates 9/1/17	EAS Carrier	Start	Expiration	Order	Hub(s) Served
KS	Dodge City	\$1,593,702	PenAir	09/15/16	10/31/18	2016-6-23	DEN
KS	Garden City	\$968,313	American	08/01/16	07/31/18	2016-6-11	DFW
KS	Hays	\$3,482,353	SkyWest	08/01/16	07/31/18	2016-6-11	DEN
KS	Liberal/Guymon, OK	\$1,593,702	PenAir	09/15/16	10/31/18	2016-6-23	DEN
KS	Salina	\$1,999,905	Great Lakes	04/01/16	03/31/18	2016-2-9	DEN

### Kentucky

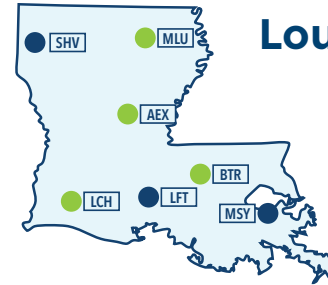


Total 2016 Enplanements				Total 2016 Departures			
Regional	2,866,963			Regional	28,230		
Industry	5,549,641			Industry	38,020		
Regional Share	52%			Regional Share	74%		

Code	Airport Name	% Pax.	% Depts.	Code	Airport Name	% Pax.	% Depts.
BWG	Bowling Green	100%	100%	PAH	Paducah	100%	100%
LEX	Lexington	63%	84%	SDF	Louisville	47%	68%
OWB	Owensboro	17%	89%	CVG	Cincinnati	52%	76%

State	EAS Community	Annual Contract Subsidy Rates 9/1/17	EAS Carrier	Start	Expiration	Order	Hub(s) Served
KY	Owensboro	\$2,026,145	Cape Air	01/01/16	12/31/19	2015-10-18	STL
KY	Paducah	\$2,170,549	SkyWest	02/01/16	01/31/18	2015-11-5	ORD

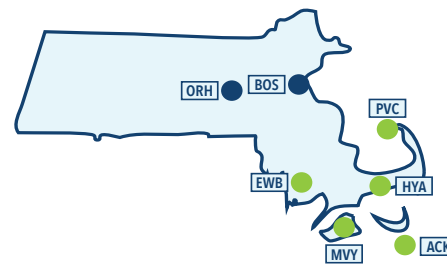
### Louisiana



Total 2016 Enplanements				Total 2016 Departures			
Regional	1,526,254			Regional	35,501		
Industry	6,732,293			Industry	82,089		
Regional Share	23%			Regional Share	43%		

Code	Airport Name	% Pax.	% Depts.	Code	Airport Name	% Pax.	% Depts.
AEX	Alexandria	100%	100%	MLU	Monroe	100%	100%
BTR	Baton Rouge	90%	95%	MSY	New Orleans	9%	17%
LCH	Lake Charles	100%	100%	SHV	Shreveport	85%	86%
LFT	Lafayette	85%	92%				

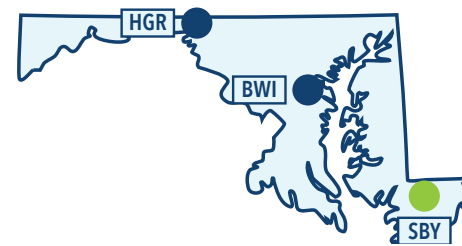
### Massachusetts



Total 2016 Enplanements				Total 2016 Departures			
Regional	993,992			Regional	59,549		
Industry	15,552,027			Industry	184,931		
Regional Share	6%			Regional Share	32%		

Code	Airport Name	% Pax.	% Depts.	Code	Airport Name	% Pax.	% Depts.
ACK	Nantucket	63%	95%	MVY	Marthas Vineyard	67%	95%
BOS	Boston	6%	22%	ORH	Worcester	0%	0%
EWB	New Bedford	100%	100%	PVC	Provincetown	100%	100%
HYA	Hyannis	71%	97%				

### Maryland

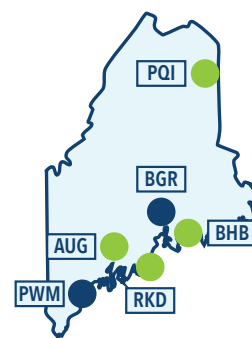


Total 2016 Enplanements				Total 2016 Departures			
Regional	369,604			Regional	11,647		
Industry	12,478,801			Industry	110,228		
Regional Share	3%			Regional Share	11%		

Code	Airport Name	% Pax.	% Depts.	Code	Airport Name	% Pax.	% Depts.
BWI	Baltimore	2%	8%	SBY	Salisbury	100%	100%
HGR	Hagerstown	14%	88%				

State	EAS Community	Annual Contract Subsidy Rates 9/1/17	EAS Carrier	Start	Expiration	Order	Hub(s) Served
MD	Hagerstown	\$1,785,638	Southern	11/05/12	09/30/17	2016-7-14	BWI/PIT

### Maine

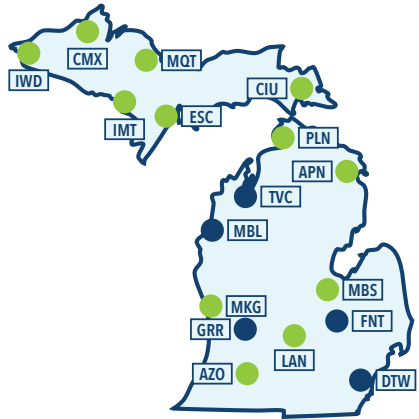


Total 2016 Enplanements				Total 2016 Departures			
Regional	696,739			Regional	18,479		
Industry	1,168,262			Industry	22,688		
Regional Share	60%			Regional Share	81%		

Code	Airport Name	% Pax.	% Depts.	Code	Airport Name	% Pax.	% Depts.
AUG	Augusta	100%	100%	PQI	Presque Isle	100%	100%
BGR	Bangor	72%	89%	PWM	Portland	55%	73%
BHB	Bar Harbor	100%	100%	RKD	Rockland	100%	100%

State	EAS Community	Annual Contract Subsidy Rates 9/1/17	EAS Carrier	Start	Expiration	Order	Hub Served
ME	Augusta/Waterville	\$1,966,463	Cape Air	11/01/14	10/31/18	2014-10-4	BOS
ME	Bar Harbor (Labor Day to Memorial Day)	\$1,726,152	Cape Air	07/01/16	06/30/20	2016-4-10	BOS
ME	Bar Harbor (Memorial Day to Labor Day)	\$466,799	PenAir	07/01/16	06/30/18	2016-4-10	BOS
ME	Presque Isle/Houlton	\$5,201,724	PenAir	07/01/16	06/30/18	2016-4-10	BOS
ME	Rockland	\$2,045,217	Cape Air	11/01/14	10/31/18	2014-10-4	BOS

# Michigan



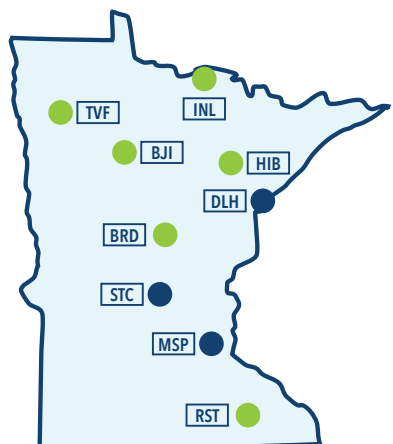
Regional flights only (95% and above) | Regional/other flights

Total 2016 Enplanements				Total 2016 Departures			
Regional	6,245,642	Regional	134,860				
Industry	19,256,475	Industry	233,550				
Regional Share	32%	Regional Share	58%				

Code	Airport Name	% Pax.	% Depts.	Code	Airport Name	% Pax.	% Depts.
APN	Alpena	100%	100%	IWD	Ironwood	100%	100%
AZO	Kalamazoo	100%	100%	LAN	Lansing	100%	100%
CIU	Sault Ste. Marie	100%	100%	MBL	Manistee	0%	0%
CMX	Hancock	100%	100%	MBS	Saginaw	100%	100%
DTW	Detroit	29%	52%	MKG	Muskegon	100%	100%
ESC	Escanaba	100%	100%	MQT	Marquette	100%	100%
FNT	Flint	30%	54%	PLN	Pellston	100%	100%
GRR	Grand Rapids	41%	64%	TVC	Traverse City	83%	91%
IMT	Iron Mountain	100%	100%				

State	EAS Community	Annual Contract Subsidy Rates 9/1/17	EAS Carrier	Start	Expiration	Order	Hub(s) Served
MI	Alpena	\$2,348,781	SkyWest	10/01/16	09/30/18	2016-5-21	DTW
MI	Escanaba	\$2,832,133	SkyWest	01/01/17	12/31/18	2016-8-23	DTW
MI	Hancock/Houghton	\$1,633,954	SkyWest	02/01/16	01/31/18	2015-11-5	ORD
MI	Iron Mountain/Kingsford	\$3,924,019	SkyWest	02/01/17	01/31/19	2016-12-19	DTW/MSP
MI	Ironwood/Ashland, WI	\$3,411,470	Air Choice One Alternate EAS/North Country Sky	08/01/16	07/31/20	2016-6-16	MSP/ORD
MI	Manistee/Ludington	\$2,328,104	SkyWest	07/26/14	07/31/18	2014-7-16	MDW
MI	Muskegon	\$2,418,759	SkyWest	02/01/16	01/31/18	2015-11-5	ORD
MI	Pellston	\$1,245,071	SkyWest	02/01/16	01/31/18	2015-12-14	DTW
MI	Sault Ste. Marie	\$1,998,416	SkyWest	02/01/18	01/31/19	2016-10-15	DTW

# Minnesota

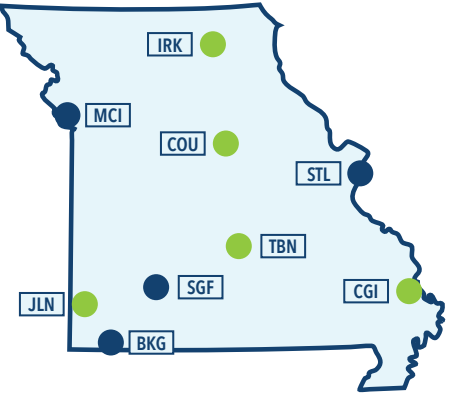


Total 2016 Enplanements				Total 2016 Departures			
Regional	4,463,291	Regional	89,664				
Industry	18,441,580	Industry	194,138				
Regional Share	24%	Regional Share	46%				

Code	Airport Name	% Pax.	% Depts.	Code	Airport Name	% Pax.	% Depts.
BJI	Bemidji	100%	100%	MSP	Minneapolis/St. Paul	23%	44%
BRD	Brainerd	100%	100%	RST	Rochester	100%	100%
DLH	Duluth Mni/Superior	86%	94%	STC	Saint Cloud	0%	0%
HIB	Hibbing	100%	100%	TVF	Thief River Falls	100%	100%
INL	Intl Falls	100%	100%				

State	EAS Community	Annual Contract Subsidy Rates 9/1/17	EAS Carrier	Start	Expiration	Order	Hub(s) Served
MN	Bemidji	\$1,244,219	SkyWest	03/01/16	02/28/18	2015-12-15	MSP
MN	Brainerd	\$1,653,672	SkyWest	02/01/17	01/31/19	2016-12-19	MSP
MN	Chisholm/Hibbing	\$2,867,406	SkyWest	06/01/16	05/31/18	2016-2-22	MSP
MN	International Falls	\$3,274,852	SkyWest	02/01/17	01/31/19	2016-12-19	MSP
MN	Thief River Falls	\$3,537,394	Boutique Air	06/01/16	05/31/18	2016-4-15	MSP

# Missouri

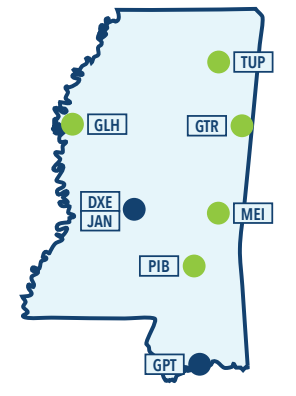


Total 2016 Enplanements				Total 2016 Departures			
Regional	2,304,450	Regional	61,177				
Industry	13,033,923	Industry	153,184				
Regional Share	18%	Regional Share	40%				

Code	Airport Name	% Pax.	% Depts.	Code	Airport Name	% Pax.	% Depts.
BKG	Branson Airport	75%	92%	MCI	Kansas City	15%	26%
CGI	Cape Girardeau	100%	100%	SGF	Springfield	73%	89%
COU	Columbia	100%	100%	STL	St. Louis	15%	39%
IRK	Kirksville	100%	100%	TBN	Ft. Leonard Wood	100%	100%
JLN	Joplin	100%	100%				

State	EAS Community	Annual Contract Subsidy Rates 9/1/17	EAS Carrier	Start	Expiration	Order	Hub(s) Served
MO	Cape Girardeau/Sikeston	\$2,145,969	Cape Air	12/01/15	11/30/17	2015-10-19	STL
MO	Fort Leonard Wood	\$3,060,018	Cape Air	01/01/15	12/31/18	2015-1-12	STL
MO	Joplin	\$839,513	American	03/01/17	02/28/19	2017-1-20	DFW
MO	Kirksville	\$1,931,684	Cape Air	10/01/16	09/30/20	2016-8-14	STL

# Mississippi

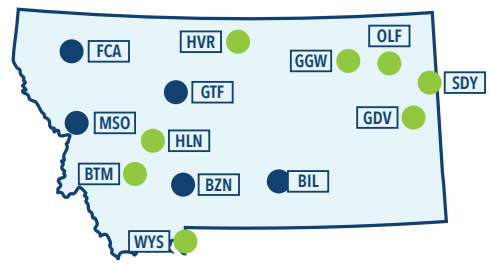


Total 2016 Enplanements				Total 2016 Departures			
Regional	493,456	Regional	14,191				
Industry	815,339	Industry	17,514				
Regional Share	61%	Regional Share	81%				

Code	Airport Name	% Pax.	% Depts.	Code	Airport Name	% Pax.	% Depts.
DXE	Bruce Campbell Field	0%	0%	JAN	Jackson	58%	76%
GLH	Greenville	100%	100%	MEI	Meridian	100%	100%
GPT	Gulfport/Biloxi	50%	71%	PIB	Laurel/Hattiesburg	100%	100%
GTR	Columbus/Starkville/West Pt	100%	100%	TUP	Tupelo	100%	100%

State	EAS Community	Annual Contract Subsidy Rates 9/1/17	EAS Carrier	Start	Expiration	Order	Hub(s) Served
MS	Greenville	\$2,097,960	Boutique Air	10/01/15	09/30/17	2015-8-9	BNV/DFW
MS	Laurel/Hattiesburg	\$3,133,072	SkyWest	11/01/16	10/31/18	2016-8-9	DFW/ORD
MS	Meridian	\$2,985,821	SkyWest	11/01/16	10/31/18	2016-8-9	DFW/ORD
MS	Tupelo	\$4,292,405	Contour	02/01/16	02/28/18	2015-12-12	BNV

# Montana

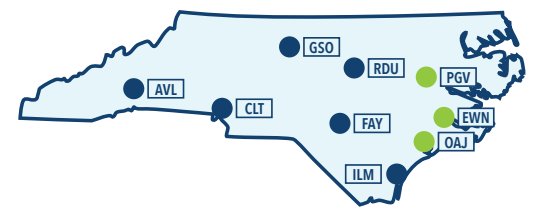


Total 2016 Enplanements				Total 2016 Departures			
Regional	1,135,147	Regional	29,379				
Industry	1,934,489	Industry	35,776				
Regional Share	59%	Regional Share	82%				

Code	Airport Name	% Pax.	% Depts.	Code	Airport Name	% Pax.	% Depts.
BIL	Billings	42%	78%	HLN	Helena	100%	100%
BTM	Butte	100%	100%	HVR	Havre	100%	100%
BZN	Bozeman	40%	60%	MSO	Missoula	65%	80%
FCA	Kalispell/Glacier Natl Pk	78%	89%	OLF	Wolf Point	100%	100%
GDV	Glendive	100%	100%	SDY	Sidney	100%	100%
GGW	Glasgow	100%	100%	WYS	West Yellowstone	100%	100%
GTF	Great Falls	79%	92%				

State	EAS Community	Annual Contract Subsidy Rates 9/1/17	EAS Carrier	Start	Expiration	Order	Hub(s) Served
MT	Butte	\$901,763	SkyWest	01/01/16	12/31/17	2015-10-21	SLC
MT	Glasgow	\$2,130,108	Cape Air	01/01/16	12/31/19	2015-9-20	BIL
MT	Glendive	\$2,070,693	Cape Air	01/01/16	12/31/19	2015-9-20	BIL
MT	Havre	\$2,147,730	Cape Air	01/01/16	12/31/19	2015-9-20	BIL
MT	Sidney	\$4,004,399	Cape Air	01/01/16	12/31/19	2015-9-20	BIL
MT	West Yellowstone	\$580,957	SkyWest	06/01/17	09/30/18	2016-12-17	SLC
MT	Wolf Point	\$2,259,596	Cape Air	01/01/16	12/31/19	2015-9-20	BIL

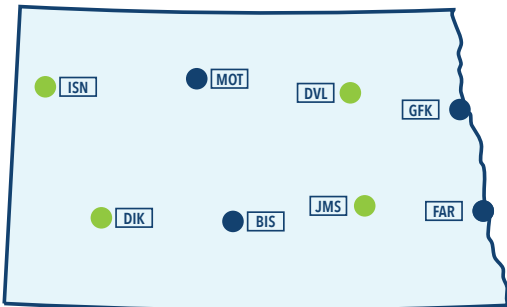
# North Carolina



Total 2016 Enplanements				Total 2016 Departures			
Regional	9,785,031	Regional	201,248				
Industry	29,376,929	Industry	357,956				
Regional Share	33%	Regional Share	56%				

Code	Airport Name	% Pax.	% Depts.	Code	Airport Name	% Pax.	% Depts.
AVL	Asheville	53%	75%	ILM	Wilmington	69%	83%
CLT	Charlotte	31%	54%	OAJ	Jacksonville	96%	98%
EWN	New Bern	100%	100%	PGV	Greenville	100%	100%
FAY	Fayetteville	77%	89%	RDU	Raleigh/Durham	26%	45%
GSO	Greensboro/H.Pt/Win-Salem	66%	83%				

# North Dakota



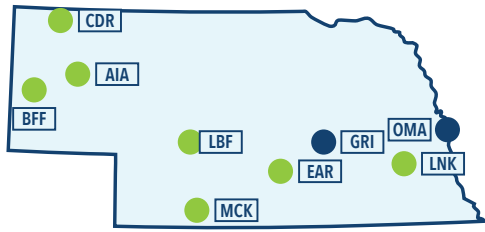
Total 2016 Enplanements				Total 2016 Departures			
Regional	692,492	Regional	17,703				
Industry	1,069,852	Industry	20,767				
Regional Share	65%	Regional Share	85%				

Code	Airport Name	% Pax.	% Depts.	Code	Airport Name	% Pax.	% Depts.
BIS	Bismarck	57%	79%	GFK	Grand Forks	62%	85%
DIK	Dickinson	100%	100%	ISN	Williston	100%	100%
DVL	Devils Lake	100%	100%	JMS	Jamestown	100%	100%
FAR	Fargo	57%	79%	MOT	Minot	74%	91%

State	EAS Community	Annual Contract Subsidy Rates 9/1/17	EAS Carrier	Start	Expiration	Order	Hub(s) Served
ND	Devils Lake	\$3,990,807	SkyWest	07/01/16	06/30/18	2016-5-19	DEN
ND	Dickinson	\$4,162,080	United		09/30/18	2016-10-11	DEN
ND	Jamestown	\$2,798,531	SkyWest	07/01/16	06/30/18	2016-5-19	DEN

INTRODUCTION | INDUSTRY STATISTICS | FLEET STATISTICS | U.S. AIRPORTS | MEMBER DIRECTORY | ASSOCIATE MEMBER DIRECTORY | CODE REFERENCES

# Nebraska



Total 2016 Enplanements				Total 2016 Departures			
Regional		804,906		Regional		20,411	
Industry		2,402,197		Industry		34,123	
Regional Share		34%		Regional Share		60%	

Code	Airport Name	% Pax.	% Depts.	Code	Airport Name	% Pax.	% Depts.
AIA	Alliance	100%	100%	LBF	North Platte	100%	100%
BFF	Scottsbluff	100%	100%	LNK	Lincoln	100%	100%
CDR	Chadron	100%	100%	MCK	McCook	100%	100%
EAR	Kearney	100%	100%	OMA	Omaha	28%	46%
GRI	Grand Is.	38%	71%				

State	EAS Community	Annual Contract Subsidy Rates 9/1/17	EAS Carrier	Start	Expiration	Order	Hub(s) Served
NE	Alliance	\$2,251,337	Boutique Air	06/01/17	05/31/19	2017-5-17	DEN
NE	Chadron	\$2,046,128	Boutique Air	06/01/17	05/31/19	2017-5-17	DEN
NE	Grand Island	\$907,348	American	07/01/17	06/30/19	2017-6-16	DFW
NE	Kearney	\$3,513,473	PenAir	11/01/16	10/31/18	2016-5-20	DEN
NE	McCook	\$2,373,939	Boutique Air	06/01/16	05/31/18	2016-2-19	DEN
NE	North Platte	\$2,319,832	PenAir	11/01/16	10/31/18	2016-5-20	DEN
NE	Scottsbluff	\$2,256,166	PenAir	11/01/16	10/31/18	2016-5-20	DEN

Regional flights only (95% and above)

Regional/other flights

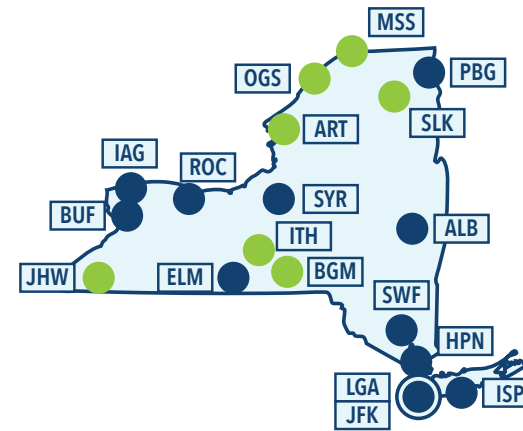
# Nevada



Total 2016 Enplanements				Total 2016 Departures			
Regional		667,127		Regional		12,192	
Industry		23,021,888		Industry		182,870	
Regional Share		3%		Regional Share		7%	

Code	Airport Name	% Pax.	% Depts.	Code	Airport Name	% Pax.	% Depts.
BLD	Boulder City Airport	100%	100%	LAS	Las Vegas	1%	3%
EKO	Elko	100%	100%	RNO	Reno	23%	37%

# New York



Total 2016 Enplanements				Total 2016 Departures			
Regional		8,635,489		Regional		203,292	
Industry		41,198,231		Industry		466,617	
Regional Share		21%		Regional Share		44%	

Code	Airport Name	% Pax.	% Depts.	Code	Airport Name	% Pax.	% Depts.
ALB	Albany	27%	58%	JHW	Jamestown	100%	100%
ART	Watertown	100%	100%	LGA	New York LaGuardia	29%	52%
BGM	Binghamton	100%	100%	MSS	Massena	100%	100%
BUF	Buffalo	27%	47%	OGS	Ogdensburg	41%	95%
ELM	Elmira	73%	91%	PBG	Plattsburgh	5%	45%
HPN	Westchester County	48%	72%	ROC	Rochester	44%	68%
IAG	Niagara Falls	0%	0%	SLK	Saranac Lake	100%	100%
ISP	Islip	5%	21%	SWF	Newburgh	41%	66%
ITH	Ithaca	100%	100%	SYR	Syracuse	57%	77%
JFK	New York Kennedy	9%	20%				

State	EAS Community	Annual Contract Subsidy Rates 9/1/17	EAS Carrier	Start	Expiration	Order	Hub(s) Served
NY	Jamestown	\$2,140,409	Southern	10/01/16	09/30/18	2016-8-26	PIT
NY	Massena	\$2,870,608	Boutique Air	04/01/17	03/31/19	2017-2-6	ALB/BWI
NY	Ogdensburg	\$2,617,277	Cape Air	04/01/15	03/31/19	2015-1-1	ALB/BOS
NY	Plattsburgh	\$3,068,490	PenAir	07/01/16	06/30/18	2016-4-10	BOS
NY	Saranac Lake/Lake Placid	\$1,832,064	Cape Air	03/01/14	02/28/18	2014-2-19	BOS
NY	Watertown	\$2,631,598	American	02/01/16	01/31/18	2015-11-21	PHL

# New Hampshire



Total 2016 Enplanements				Total 2016 Departures			
Regional		367,812		Regional		9,908	
Industry		1,034,045		Industry		15,336	
Regional Share		36%		Regional Share		65%	

Code	Airport Name	% Pax.	% Depts.	Code	Airport Name	% Pax.	% Depts.
LEB	Lebanon	100%	100%	PSM	Portsmouth	0%	0%
MHT	Manchester	36%	60%				

State	EAS Community	Annual Contract Subsidy Rates 9/1/17	EAS Carrier	Start	Expiration	Order	Hub(s) Served
NH	Lebanon/White River Jct.	\$3,215,292	Cape Air	12/01/14	11/30/18	2014-11-6	BOS/HPN

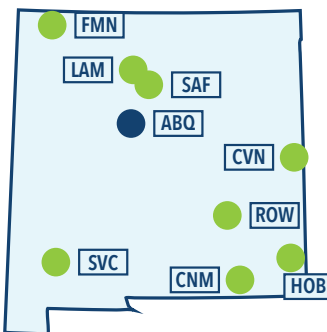
# New Jersey



Total 2016 Enplanements				Total 2016 Departures			
Regional		3,512,399		Regional		78,094	
Industry		18,855,221		Industry		189,573	
Regional Share		19%		Regional Share		41%	

Code	Airport Name	% Pax.	% Depts.	Code	Airport Name	% Pax.	% Depts.
ACY	Atlantic City	0%	0%	MMU	Morristown	0%	0%
EWR	New York Newark	19%	43%	TTN	Trenton	0%	0%

# New Mexico

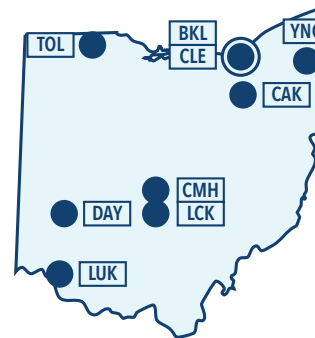


Total 2016 Enplanements				Total 2016 Departures			
Regional		607,833		Regional		16,486	
Industry		2,547,961		Industry		32,977	
Regional Share		24%		Regional Share		50%	

Code	Airport Name	% Pax.	% Depts.	Code	Airport Name	% Pax.	% Depts.
ABQ	Albuquerque	19%	36%	LAM	Los Alamos	100%	100%
CNM	Carlsbad	100%	100%	ROW	Roswell	100%	100%
CVN	Clovis	100%	100%	SAF	Santa Fe	100%	100%
FMN	Farmington	100%	100%	SVC	Silver City	100%	100%
HOB	Hobbs	100%	100%				

State	EAS Community	Annual Contract Subsidy Rates 9/1/17	EAS Carrier	Start	Expiration	Order	Hub(s) Served
NM	Carlsbad	\$2,981,576	Boutique Air	06/01/17	05/31/19	2017-6-10	ABQ/DFW
NM	Clovis	\$3,184,393	Boutique Air	08/01/16	07/31/18	2016-6-12	DFW
NM	Silver City/Hurley/Deming	\$3,285,885	Boutique Air	01/01/17	12/31/18	2016-10-13	ABQ/PHX

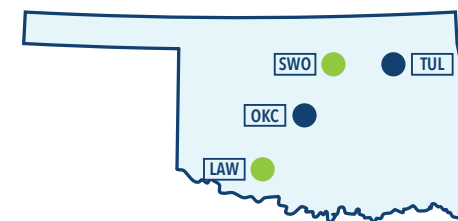
# Ohio



Total 2016 Enplanements				Total 2016 Departures			
Regional		3,368,416		Regional		111,813	
Industry		9,605,720		Industry		176,766	
Regional Share		35%		Regional Share		63%	

Code	Airport Name	% Pax.	% Depts.	Code	Airport Name	% Pax.	% Depts.
BKL	Cleveland (Burke)	0%	0%	LCK	Columbus	0%	0%
CAK	Akron/Canton	39%	67%	LUK	Cincinnati (Lunken)	0%	0%
CLE	Cleveland	28%	51%	TOL	Toledo	37%	73%
CMH	Columbus	36%	58%	YNG	Youngstown	2%	22%
DAY	Dayton	61%	81%				

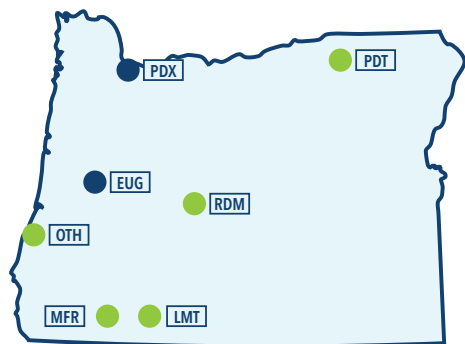
# Oklahoma



Total 2016 Enplanements				Total 2016 Departures			
Regional		1,135,045		Regional		22,616	
Industry		3,265,534		Industry		42,616	
Regional Share		35%		Regional Share		53%	

Code	Airport Name	% Pax.	% Depts.	Code	Airport Name	% Pax.	% Depts.
LAW	Lawton	100%	100%	SWO	Stillwater	100%	100%
OKC	Oklahoma City	37%	54%	TUL	Tulsa	29%	47%

## Oregon

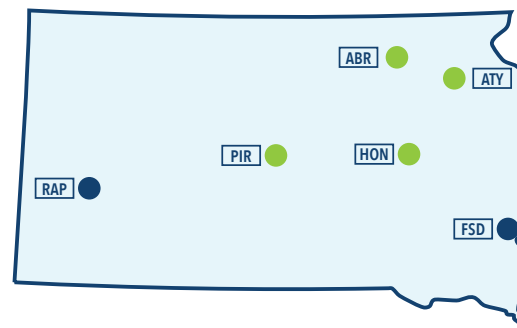


Total 2016 Enplanements				Total 2016 Departures			
Regional		3,049,966		Regional		56,614	
Industry		10,156,782		Industry		109,093	
Regional Share		30%		Regional Share		52%	

Code	Airport Name	% Pax.	% Depts.	Code	Airport Name	% Pax.	% Depts.
EUG	Eugene	71%	85%	PDT	Pendleton	100%	100%
LMT	Klamath Falls	100%	100%	PDX	Portland	23%	42%
MFR	Medford	90%	96%	RDM	Redmond	100%	100%
OTH	North Bend	100%	100%				

State	EAS Community	Annual Contract Subsidy Rates 9/1/17	EAS Carrier	Start	Expiration	Order	Hub(s) Served
OR	Pendleton	\$2,273,823	Boutique Air	12/19/16	12/31/18	2016-9-17	PDX

## South Dakota



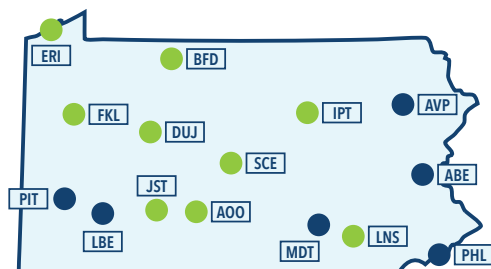
Regional flights only (95% and above) | Regional/other flights

Total 2016 Enplanements				Total 2016 Departures			
Regional		531,914		Regional		12,889	
Industry		824,674		Industry		15,248	
Regional Share		64%		Regional Share		85%	

Code	Airport Name	% Pax.	% Depts.	Code	Airport Name	% Pax.	% Depts.
ABR	Aberdeen	100%	100%	HON	Huron	100%	100%
ATY	Watertown	100%	100%	PIR	Pierre	100%	100%
FSD	Sioux Falls	54%	75%	RAP	Rapid City	79%	91%

State	EAS Community	Annual Contract Subsidy Rates 9/1/17	EAS Carrier	Start	Expiration	Order	Hub(s) Served
SD	Aberdeen	\$1,037,667	SkyWest	03/01/16	02/28/18	2015-12-15	MSP
SD	Pierre	\$4,524,131	Aerodynamics	08/01/16	07/31/18	2016-6-2	DEN
SD	Watertown	\$2,268,256	Aerodynamics	08/01/16	07/31/18	2016-6-2	DEN

## Pennsylvania



Total 2016 Enplanements				Total 2016 Departures			
Regional		5,724,496		Regional		156,692	
Industry		19,787,027		Industry		267,307	
Regional Share		29%		Regional Share		59%	

Code	Airport Name	% Pax.	% Depts.	Code	Airport Name	% Pax.	% Depts.
ABE	Allentown	58%	80%	JST	Johnstown	100%	100%
AOO	Altoona	100%	100%	LBE	Latrobe	0%	0%
AVP	Wilkes-Barre/Scranton	75%	90%	LNS	Lancaster	100%	100%
BFD	Bradford	100%	100%	MDT	Harrisburg	57%	80%
DUJ	Du Bois	100%	100%	PHL	Philadelphia	25%	54%
ERI	Erie	100%	100%	PIT	Pittsburgh	29%	55%
FKL	Franklin	100%	100%	SCE	State College	100%	100%
IPT	Williamsport	100%	100%				

State	EAS Community	Annual Contract Subsidy Rates 9/1/17	EAS Carrier	Start	Expiration	Order	Hub(s) Served
PA	Altoona	\$2,371,942	Southern	10/01/16	09/30/18	2016-8-26	BWI/PIT
PA	Bradford	\$2,045,826	Southern	11/01/16	10/31/18	2016-8-25	PIT
PA	DuBois	\$2,967,587	Southern	10/01/16	09/30/18	2016-8-24	BWI/PIT
PA	Franklin/Oil City	\$1,442,788	Southern	11/01/16	10/31/18	2016-8-35	PIT
PA	Johnstown	\$2,912,558	Southern	10/01/16	09/30/18	2016-8-24	BWI/PIT
PA	Lancaster	\$2,504,174	Southern	11/05/12	09/30/17	2016-7-14	BWI/PIT

## Rhode Island



Total 2016 Enplanements				Total 2016 Departures			
Regional		417,555		Regional		7,939	
Industry		1,817,457		Industry		19,369	
Regional Share		23%		Regional Share		41%	

Code	Airport Name	% Pax.	% Depts.	Code	Airport Name	% Pax.	% Depts.
BID	Block Is.	100%	100%	WST	Westerly	100%	100%
PVD	Providence	21%	41%				

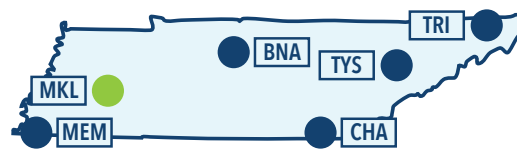
## South Carolina



Total 2016 Enplanements				Total 2016 Departures			
Regional		1,961,822		Regional		41,609	
Industry		4,429,083		Industry		62,929	
Regional Share		44%		Regional Share		66%	

Code	Airport Name	% Pax.	% Depts.	Code	Airport Name	% Pax.	% Depts.
CAE	Columbia	75%	89%	GSP	Greenville/Spartanburg	54%	75%
CHS	Charleston	37%	54%	HHH	Hilton Head Island	100%	100%
FLO	Florence	100%	100%	MYR	Myrtle Beach	26%	46%

## Tennessee

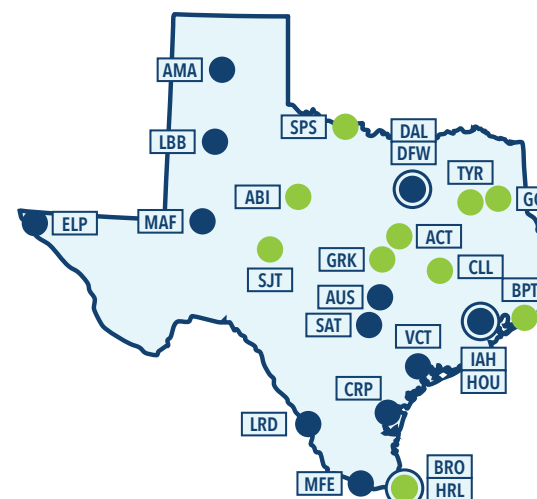


Total 2016 Enplanements				Total 2016 Departures			
Regional		2,873,419		Regional		61,360	
Industry		10,029,096		Industry		126,125	
Regional Share		29%		Regional Share		49%	

Code	Airport Name	% Pax.	% Depts.	Code	Airport Name	% Pax.	% Depts.
BNA	Nashville	17%	34%	MKL	Jackson	100%	100%
CHA	Chattanooga	71%	87%	TRI	Tri-City Airport	70%	86%
MEM	Memphis	34%	55%	TYS	Knoxville	69%	87%

State	EAS Community	Annual Contract Subsidy Rates 9/1/17	EAS Carrier	Start	Expiration	Order	Hub(s) Served
TN	Jackson	\$1,884,399	Air Choice One	06/01/17	05/31/21	2017-3-11	STL

## Texas



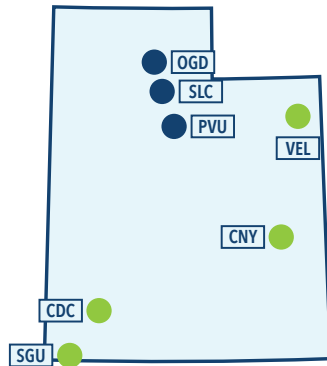
Total 2016 Enplanements				Total 2016 Departures			
Regional		15,450,069		Regional		317,457	
Industry		78,282,186		Industry		819,488	
Regional Share		20%		Regional Share		39%	

Code	Airport Name	% Pax.	% Depts.	Code	Airport Name	% Pax.	% Depts.
ABI	Abilene	100%	100%	HOU	Houston Hobby	2%	5%
ACT	Waco	100%	100%	HRL	Harlingen	21%	35%
AMA	Amarillo	47%	67%	IAH	Houston Bush	29%	53%
AUS	Austin	11%	19%	LBB	Lubbock	41%	59%
BPT	Beaumont/Pt. Arthur	100%	100%	LRD	Laredo	76%	93%
BRO	Brownsville	10 0%	100%	MAF	Midland/Odessa	47%	64%
CLL	College Station	100%	100%	MFE	Mc Allen	33%	51%
CRP	Corpus Christi	64%	75%	SAT	San Antonio	17%	27%
DAL	Dallas Love	0%	0%	SJT	San Angelo	100%	100%
DFW	Dallas/Fort Worth	21%	42%	SPS	Wichita Falls	100%	100%
ELP	El Paso	30%	45%	TYR	Tyler	100%	100%
GGG	Longview	100%	100%	VCT	Victoria	0%	0%
GRK	Killeen Gray	100%	100%				

State	EAS Community	Annual Contract Subsidy Rates 9/1/17	EAS Carrier	Start	Expiration	Order	Hub(s) Served
TX	Victoria	\$2,660,000	Alternate EAS/Texas Sky	11/01/16	10/31/18	2016-11-13	DFW

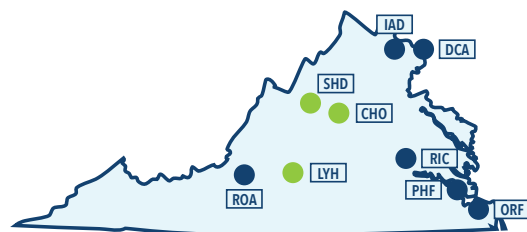


# Utah



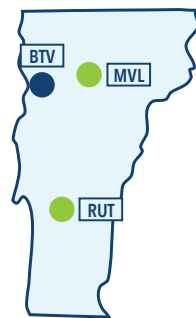
Total 2016 Enplanements				Total 2016 Departures			
Regional		2,907,890		Regional		58,704	
Industry		11,344,086		Industry		122,547	
Regional Share		26%		Regional Share		48%	
Code	Airport Name	% Pax.	% Depts.	Code	Airport Name	% Pax.	% Depts.
CDC	Cedar City	100%	100%	SGU	St. George	100%	100%
CNY	Moab	100%	100%	SLC	Salt Lake City	25%	46%
OGD	Ogden Municipal Airport	0%	0%	VEL	Vernal	100%	100%
PVU	Provo	0%	0%				
State	EAS Community	Annual Contract Subsidy Rates 9/1/17	EAS Carrier	Start	Expiration	Order	Hub(s) Served
UT	Cedar City	\$2,630,807	SkyWest	01/01/16	12/31/17	2015-11-22	SLC
UT	Moab	\$3,991,840	Boutique Air	03/01/16	02/28/18	2015-12-17	DEN/SLC
UT	Vernal	\$3,324,848	Boutique Air	03/01/16	02/28/18	2015-12-17	DEN/SLC

# Virginia



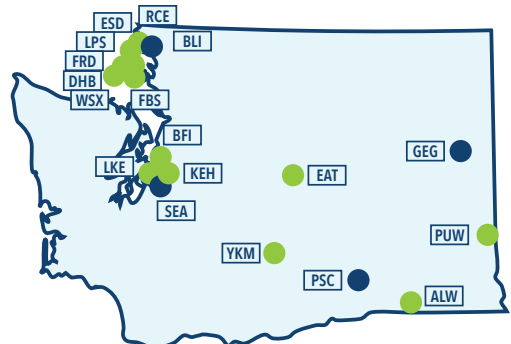
Total 2016 Enplanements				Total 2016 Departures			
Regional		8,118,825		Regional		184,298	
Industry		24,120,916		Industry		317,761	
Regional Share		34%		Regional Share		58%	
Code	Airport Name	% Pax.	% Depts.	Code	Airport Name	% Pax.	% Depts.
CHO	Charlottesville	88%	95%	PHF	Newport News/Williamsburg	86%	93%
DCA	Washington National	28%	49%	RIC	Richmond/Wmbg	39%	63%
IAD	Washington Dulles	33%	59%	ROA	Roanoke	75%	91%
LYH	Lynchburg	100%	100%	SHD	Shenandoah Valley Airport	100%	100%
ORF	Norfolk/Va. Beach/Wmbg	42%	68%				
State	EAS Community	Annual Contract Subsidy Rates 9/1/17	EAS Carrier	Start	Expiration	Order	Hub(s) Served
VA	Staunton	\$3,797,780	Via Airlines	11/30/16	11/30/18	2016-10-9	CLT

# Vermont



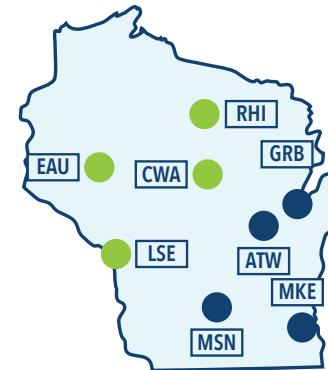
Total 2016 Enplanements				Total 2016 Departures			
Regional		435,377		Regional		10,505	
Industry		598,165		Industry		12,232	
Regional Share		73%		Regional Share		86%	
Code	Airport Name	% Pax.	% Depts.	Code	Airport Name	% Pax.	% Depts.
BTV	Burlington	73%	84%	RUT	Rutland	100%	100%
MVL	Stowe	100%	100%				
State	EAS Community	Annual Contract Subsidy Rates 9/1/17	EAS Carrier	Start	Expiration	Order	Hub(s) Served
VT	Rutland	\$1,360,481	Cape Air	11/01/13	10/31/17	2013-8-3	BOS

# Washington



Total 2016 Enplanements				Total 2016 Departures			
Regional		5,338,981		Regional		99,832	
Industry		23,587,089		Industry		230,624	
Regional Share		23%		Regional Share		43%	
Code	Airport Name	% Pax.	% Depts.	Code	Airport Name	% Pax.	% Depts.
ALW	Walla Walla	100%	100%	KEH	Seattle/Tacoma (Kenmore)	100%	100%
BFI	Seattle/Tacoma (Boeing)	100%	100%	LKE	Seattle/Tacoma (L. Union)	100%	100%
BLI	Bellingham	28%	47%	LPS	Lopez Is.	100%	100%
DHB	Deer Harbor Airport	100%	100%	PSC	Pasco	81%	92%
EAT	Wenatchee	100%	100%	PUW	Pullman	100%	100%
ESD	Eastsound	100%	100%	RCE	Roche Harbor	100%	100%
FBS	Friday Harbor (Seaplane)	100%	100%	SEA	Seattle/Tacoma	19%	36%
FRD	Friday Harbor	100%	100%	WSX	Westsound	100%	100%
GEG	Spokane	40%	58%	YKM	Yakima	100%	100%

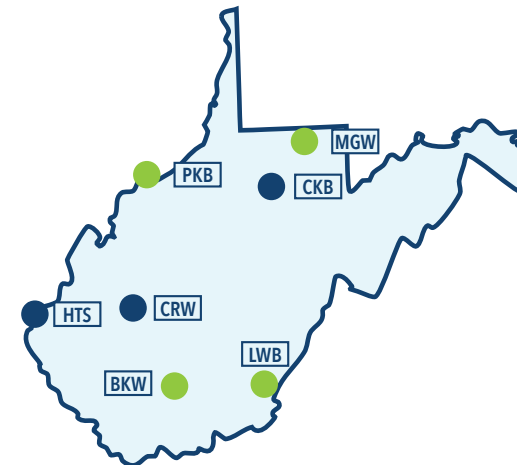
# Wisconsin



Regional flights only (95% and above) | Regional/other flights

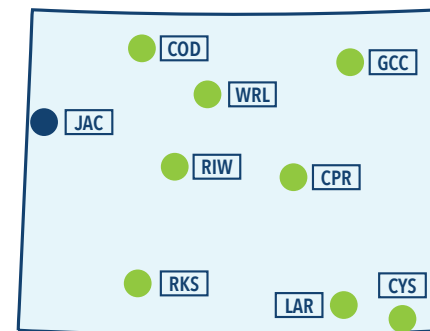
Total 2016 Enplanements				Total 2016 Departures			
Regional		1,774,653		Regional		40,854	
Industry		5,066,027		Industry		69,113	
Regional Share		35%		Regional Share		59%	
Code	Airport Name	% Pax.	% Depts.	Code	Airport Name	% Pax.	% Depts.
ATW	Appleton	56%	76%	LSE	La Crosse W/Winona	100%	100%
CWA	Wausau	100%	100%	MKE	Milwaukee	21%	42%
EAU	Eau Claire	100%	100%	MSN	Madison	49%	69%
GRB	Green Bay	75%	86%	RHI	Rhineland	100%	100%
State	EAS Community	Annual Contract Subsidy Rates 9/1/17	EAS Carrier	Start	Expiration	Order	Hub(s) Served
WI	Eau Claire	\$2,221,305	SkyWest	02/01/16	01/31/18	2015-11-5	ORD
WI	Rhineland	\$1,714,307	SkyWest	02/01/17	01/31/19	2016-12-19	MSP

# West Virginia



Total 2016 Enplanements				Total 2016 Departures			
Regional		239,387		Regional		10,785	
Industry		360,387		Industry		11,762	
Regional Share		66%		Regional Share		92%	
Code	Airport Name	% Pax.	% Depts.	Code	Airport Name	% Pax.	% Depts.
BKW	Beckley	100%	100%	LWB	Greenbrier	100%	100%
CKB	Clarksburg	28%	87%	MGW	Morgantown	100%	100%
CRW	Charleston	83%	93%	PKB	Parkersburg	100%	100%
HTS	Huntington	31%	70%				
State	EAS Community	Annual Contract Subsidy Rates 9/1/17	EAS Carrier	Start	Expiration	Order	Hub(s) Served
WV	Beckley	\$2,828,034	Alternate EAS / Via Air	12/01/16	11/30/18	2016-9-11	CLT
WV	Clarksburg/Fairmont	\$2,850,452	SkyWest	11/01/17	10/31/19	2017-8-2	IAD/ORD
WV	Greenbrier/W. Sulphur Springs	\$4,731,866	Via Airlines	10/01/16	09/30/18	2016-9-10	CLT
WV	Morgantown	\$2,989,432	Southern	10/01/16	09/30/18	2016-8-24	BWI/PIT
WV	Parkersburg/Marietta, OH	\$1,938,219	Alternate EAS / Via Air	10/01/16	09/30/18	2016-9-11	CLT

# Wyoming



Total 2016 Enplanements				Total 2016 Departures			
Regional		257,642		Regional		8,928	
Industry		549,362		Industry		11,636	
Regional Share		47%		Regional Share		77%	
Code	Airport Name	% Pax.	% Depts.	Code	Airport Name	% Pax.	% Depts.
COD	Cody	100%	100%	LAR	Laramie	100%	100%
CPR	Casper	100%	95%	RIW	Riverton	100%	100%
CYS	Cheyenne	100%	100%	RKS	Rock Springs	100%	100%
GCC	Gillette	100%	100%	WRL	Worland	100%	100%
JAC	Jackson Hole	21%	37%				
State	EAS Community	Annual Contract Subsidy Rates 9/1/17	EAS Carrier	Start	Expiration	Order	Hub(s) Served
WY	Cody	\$938,050	SkyWest	03/01/16	02/28/18	2015-12-13	SLC
WY	Laramie	\$2,182,244	SkyWest	10/01/16	09/30/18	2016-6-20	DEN



# RAA Airline Member Directory

---



# RAA Airline Member Directory

## Air Wisconsin

dba American Eagle through 02/2018,  
dba United Express beginning 09/2017

W6390 Challenger Dr #203

Appleton, WI 54914

(920) 739-5123

airwis.com

Christine Deister, President and Chief Executive Officer; Bob Frisch, Senior Vice President and Chief Operating Officer; Stan Petersen-Gauthier, Senior Vice President, Chief Financial Officer and Treasurer; Jeffrey Bethune, Vice President Financial and Business Analysis; Gregg Garvey, Vice President Tax, Risk Management and Employee Benefits; Janet Huculak, Vice President Maintenance, Engineering and Procurement; Laurie Martin, Vice President Inflight and Customer Service; Chris White, Vice President Safety and Security

HQ: Appleton International Airport

Total Employees: 1,500

Hubs: IAD, ORD, ORF, DCA, PHL, MKE, CAE

**(65) Bombardier CRJ200**

Twitter @AirWisconsin

Facebook facebook.com/AirWisconsin

Instagram @AirWisconsin



## CommutAir

dba United Express

24950 Country Club Blvd.

Ste. 300

North Olmsted, OH 44070

(440) 779-4588

flycommutair.com

Chief Executive Officer, Subodh Karnik; Chief Operations Officer, Joel Raymond; Chief Financial Officer, Sean Frick; Chief Technology Officer, Radha Iyer

HQ: North Olmsted, OH

Total Employees: 900+

Hubs: IAD 231, EWR 264, ALB 146

**(16) Bombardier DHC-8-200, (21) Embraer EMB-145-XR**

Twitter @C5Recruiting

Facebook facebook.com/commutair.recruiting/

Facebook facebook.com/commutair/



## Compass Airlines

7500 Airline Drive

Ste. 130

Minneapolis, MN 55450

(612) 713-6800

compassairline.com

Hulas Kanodia, Chairman of the Board; Rick Leach, President & Chief Executive Officer; Gerald Wigmore, Senior Vice President & Chief Financial Officer; Bob Gleason, Chief Operating Officer; Mike White, Director of Flight Operations; Peggy Groebe, Director of Inflight Service; Bob Looney, Director of Safety; Bo Curtis, Director of Quality; Chad Hengemuhle, Director of Maintenance

HQ: Minneapolis, MN

Total Employees: 1,800

Crew & MX Bases: LAX 983, PHX 15, SEA 259, SFO 14, SJC 40, MSP 474, SDF 35

**(6) ERJ-170-100LR, (56) ERJ-170-200LR**

Twitter @CompassAirlines



## Corvus Airlines, Inc.

dba Ravn Alaska

4700 Old International Airport Rd.

Anchorage, AK 99502

(907) 266-8394

flyravn.com

Ravn Alaska: David Pflieger, Chief Executive Officer; James Hajdukovich, President

Corvus Airlines: Jim Hickerson, President

Hageland Aviation: Walter Dallis, Chief Executive Officer; Bruce Joseph, Executive Vice President of Safety

HQ: Anchorage, AK

Total Employees: 950

Hubs: ANC, ANI, BRW, BET, CDV, SCC, FAI, GAL, HOM, ENA, ADQ, OTZ, OME, KSM, UNK, VDZ

**(10) Bombardier DHC-8 (100 Series)**

Twitter @RavnAlaska

Facebook facebook.com/RavnAlaska/

Instagram @FlyRavn

LinkedIn /company/10424010/



## Empire Airlines, Inc.

11559 N. Atlas Road

Hayden, ID 83835

(208) 292-3850

empireairlines.com

Tim Komberec, President/CEO; Scott Marikis, Vice President/COO; Randy Lanfell, Vice President - Operations; Tom Strom, Vice President - Maintenance; Simon Petry, Director of Maintenance; Richard Mills, Director of Quality Assurance; Melanie Ellingson, Director of IT; Pete Broschet, Director of Human Resources; Arlon Rosenodff, Director of Safety

HQ: Coeur d'Alene, ID

Total Employees: 354

Hubs: AFW - 11, ICT - 3, MAF - 4, RAP - 4, ABQ - 6, PDX - 25, PHX - 17, COE - 146, TUL - 4, SBA - 4, HNL - 57, IDA - 5, MSO - 5, GEG - 38, ANC - 16, SEA - 8, LBB - 1

**(37) Cessna C-208B, (14) ATR-42-300, (7) ATR-72-212**

Twitter @RavnAlaska

Facebook facebook.com/RavnAlaska/

Instagram @FlyRavn



## Endeavor Air

dba Delta Connection

7500 Airline Dr

Minneapolis, MN 55450

(800) 603-4594

endeavorair.com

Ryan Gumm, President & CEO; Joe Miller, Chief Operating Officer; Russ Elander, Vice President, Operations; Bill Donohue, Vice President, Technical Operations; Jay Furnish, Vice President, Network Planning & Crew Resources; Jodie Douglas, Vice President, Human Resources; Brian Darsow, Vice President, Finance Planning & Supply Chain

HQ: Minneapolis, MN

Total Employees: 4,100+

Crew Hubs: ATL, DTW, JFK, LGA, MSP; Maintenance Hubs: ATL, CVG, CWA, DSM, DTW, IND, JFK, LGA, MSP, TYS

**(81) Bombardier CRJ-900, (58) Bombardier CRJ-200**

Twitter @endeavorair

Facebook facebook.com/9EAir

Instagram @endeavorair

LinkedIn /company/endeavor-air



## Envoy Air

dba American Eagle

4301 Regent Blvd

Irving, TX 75063

(972) 374-5200

envoyair.com

Pedro Fabregas, President & CEO; Dee Temples, Senior VP Air Operations; John Jaynes, Senior VP Customer Services; Patricia Delgadillo, Senior VP Admin & CFO; Jay Murray, VP Maintenance; Curtis Coble, VP Technical Services; Capt. Ric Wilson, VP Flight Operations; Linda Kunz, VP Flight Service; John Nicks, VP Corporate Services; Jeanne Edler, VP Human Resources; Chris Pappaoanou, VP Legal

HQ: Irving, TX

Total Employees: 14,000

Hub/Domicile & Employees @ each:  
DFW - 3,800, ORD - 2,700, LGA - 700, MIA - 1,000  
Maintenance Base & Employees @ each:  
ABI - 450, XNA - 100, ORD (Included above), CMH - 100, DFW (Included above), LGA (Included above), LIT - 50, MGT - 150, MIA (Included above), SGF - 60  
Headquarters Irving, TX - 700

**(33) Bombardier CRJ 700, CL-600-2C10, (39) Embraer 175LR, ERJ-170-200LR, (75) Embraer 145LR, EMB-145-LR, (2 active, 57 inactive) Embraer 140LR, EMB-135-KL**

Twitter @envoyaircareers

Facebook facebook.com/envoyaircareers

Instagram @envoyaircareers

LinkedIn /company/envoy-air-inc-formerly-american-eagle-airlines

envoyaircareers



## ExpressJet Airlines

dba American Eagle, Delta Connection, United Express

100 Hartsfield Centre Pkwy.

Suite 700

Atlanta, GA 30354

(404) 856-1000

expressjet.com

Terry Vais, COO; Greg Wooley, VP Flight Operations; Jamie Hill, VP Maintenance; Brandee Reynolds, VP Inflight Services; Kevin Wade, VP Finance and Controller; Denise E. Harvill, VP People Resources

HQ: Atlanta, GA

Total Employees: 5,400

Crew domiciles: ATL, ORD, CLE, DFW, DTW, IAH, EWR, LGA  
Maintenance bases (including line stations): ATL, BTR, ORD, CLE, DFW, IAH, TYS, EWR, z RIC

**(14) Bombardier/de Havilland CL-600-2B19, (45) CL-600-2C10, (28) CL-600-2D24, (5) Embraer EMB-135-LR, (75) EMB-145-LR, (43) EMB-145-XR**

Twitter @expressjet

Facebook facebook.com/ExpressJet

Facebook facebook.com/ExpressJetPilotRecruiting

Instagram @expressjetairlines



## GoJet Airlines

11495 Navaid Road

Bridgeton, MO 63044

(314) 222-4300

gojetairlines.com

Hulas Kanodia, Chairman of the Board; Rick Leach, President & Chief Executive Officer; Gerald Wigmore, Senior Vice President & Chief Financial Officer; Bob Gleason, Chief Operating Officer; Mike White, Director of Flight Operations; Peggy Groebe, Director of Inflight Service; Bob Looney, Director of Safety; Bo Curtis, Director of Quality; Chad Hengemuhle, Director of Maintenance

HQ: St. Louis, MO

Total Employees: 1,300

Crew & MX Bases: STL 517, ORD 228, DEN 118, RDU 301, DTW 184

**(47) Bombardier/de Havilland CL-600-2C10, (7) CL-600-2D24**

Twitter @GoJet\_Airlines



## Great Lakes Aviation, Ltd.

dba Great Lakes Airlines

1022 Airport Parkway

Cheyenne, WY 82001

(307) 432-7000

flygreatlakes.com

Doug Voss, Founder and CEO; Phil Lundeen, CFO; Jim Sullivan, COO

HQ: Cheyenne, WY

Total Employees: 235

DEN, LAX, CYS (mx)

**(28) Beechcraft BE-1900-D, (6) EMB-120-ER**



## Grand Canyon Airlines

dba Grand Canyon Scenic Airlines

1265 Airport Road

Boulder City, NV 89005

(702) 638-3200

grandcanyonairlines.com

Brenda Halvorson, Chief Executive Officer; Jake Tomlin, President; Alan Stephen, Vice President; Mark Slack, Vice President; Charlie Bassett, Vice President

HQ: Boulder City, NV



Boulder City, NV; Tusayan (Grand Canyon), AZ; Page, AZ; Grand Canyon West, AZ

**(16) Bombardier DHC-6-300, (8) Cessna CE-208B**

@FlyGCSEA

## Horizon Air

Subsidiary of Alaska Air Group

19521 International Blvd

Seattle, WA 98188

(206) 241-6757

alaskaair.com

David Campbell, President and CEO; George Knobloch, Vice President of Maintenance and Engineering; John Hornibrook, Vice President of Flight Operations; Diana Shaw, Vice President of Customer Service; Brooke Vatheuer, Vice President of Finance and Planning

HQ: Seatac, WA; Flight Ops/MX HQ: Portland, OR

Total Employees: 3,785

Hubs: SEA (922 employees), PDX (1,374 employees Domiciles: SEA, PDX, GEG (278 employees), BOI (312 employees), MFR (166 employees), ANC (59 employees). Maintenance Bases: PDX, SEA, BOI, GEG, MFR, RDM (34 employees).

**(52) Bombardier/de Havilland DHC-8-402, (8) Embraer ERJ-170-200LR**

@AlaskaAir



## Hyannis Air Service

dba Cape Air

660 Barnstable Road

Hyannis, MA 2601

(800) 227-3247

capeair.com

Founder & CEO, Dan Wolf; President, Linda Markham; CFO, Mike Migliore

HQ: Hyannis, MA

Total Employees: 1,100

Hubs & MX Bases: Boston 102, San Juan 76, Billings 53, St. Louis 40, Guam 40

**(3) ATR-42-320, (4) Britten-Norman BN-2-B20, (83) Cessna CE-402-C**

@CapeAir

facebook.com/CapeAir

@CapeAir

/company/cape-air



## Jazz Aviation LP

dba Air Canada Express

3 Spectacle Lake Drive

Dartmouth, Nova Scotia, Canada B3B1W8

(902) 873-5000

flyjazz.ca

President - Colin Copp; Vice President Airports and System Operations Control - Franco Giampa; Vice President Commercial Services - Randolph deGooyer; Vice President Employee Relations - Kirk Newhook; Vice President Financial and Business Services - Gary Osborne; Vice President Flight Operations - Steve Linthwaite; Vice President Maintenance and Engineering - Kal Rebin; Vice President Safety, Quality and Environment - Bob Palmer; Associate General Counsel - Anil Mohan

HQ: Nova Scotia, CA

Total Employees: 4,500

Halifax: total 849, maintenance 305  
Montreal: total 752, maintenance 164  
Toronto: total 865, maintenance 135  
Calgary: total 710, maintenance 145  
Vancouver: 674 total, maintenance 129

**(16) De Havilland DHC-8-102; (14) De Havilland DHC-8-301; (14) De Havilland DHC-8-311; (10) Bombardier CL-600-2B19; (16) Bombardier CL-600-2D15 (CRJ705); (5) Bombardier CL-600-2D24 (CRJ900); (44) Bombardier DHC-8-402**

@jazzaviationlp

/company/jazz-aviation-lp/



## Mesa Airlines

dba American Eagle & United Express

410 N 44th Street Suite 700

Phoenix, AZ 85008

(602) 685-4000

mesa-air.com

Jonathan G. Ornstein, Chairman and Chief Executive Officer; Michael J. Lotz, President and Chief Financial Officer; John Selvaggio, Senior Vice President and Chief Operating Officer

HQ: Phoenix, AZ

Total Employees: 3,100

PHX - 940, DFW - 780, IAH - 920, IAD - 380. Additional MX bases in ELP - 34, TUS - 26, and SDF - 20

**(20) Bombardier/de Havilland CL-600-2C10, (64) CL-600-2D24, (54) Embraer ERJ-170-200LR**

facebook.com/MesaAirlines



## New England Airlines

56 Airport Road

Westerly, RI 02891

(800) 243-2460

blockislandsairline.com

William G. Bendokas, President; Lois J. Bendokas, Vice-President; Susan Winkler, Director of Maintenance; Suzette Cowley, Chief Pilot

HQ: Westerly, RI

**(2) Britten Norman Islander**

New England Airlines  
*Block Island's Resident Airline*

## Piedmont Airlines

dba American Eagle

5443 Airport Terminal Rd.

Salisbury, MD 21804

(410) 572-5100

piedmont-airlines.com

President/CEO, Lyle Hogg; SVP Ground Handling, Eric Morgan; VP Flight Operations, Stephen Keefer; VP Maintenance and Engineering, William Arndt; VP Safety, Julie Schell; VP Shared Services Organization, Terry Petrun; VP Human Resources, Michelle Foose; VP Finance, Perry Constant

HQ: Salisbury, MD

Total Employees: 8,000

SBY 471, CLT 1607, PHL 1427, PHX 553, DCA 455, MDT 246, ROA 290, RIC 150

**(36) Embraer 145, (11) DeHavilland DHC-8 300**

@PiedmontAir

facebook.com/Piedmont Airlines

/company/Piedmont-Airlines



## PSA Airlines, Inc.

dba American Eagle

3400 Terminal Drive

Vandalia, OH 45377

(937) 665-2856

psaairlines.com

Dion Flannery, President; Randy Fusi, VP of Safety; Margaret Soda, VP of Human Resources; Keith Stamper, VP Flight Operations; Gary Pratt, VP Maintenance & Engineering

HQ: Vandalia, OH

Total Employees: 3,236

DAY-992, CLT-1193, CVG-422,TYS-259, DCA-245, CAK-70,GSP-51,CKB-4

**(35) Bombardier/de Havilland CL-600-2B19, (30) CL-600-2C10, (54) CL-600-2D24**

@psaairlinesinc

facebook.com/PSAairlines

@psaairlines



## Republic Airways Holdings, Inc.

dba Republic Airline

8909 Purdue Road

Ste. 300

Indianapolis, IN 46268

(317) 484-6000

rjet.com

Bryan Bedford, Chairman, President and Chief Executive Officer; Paul Kinstedt, Senior Vice President of Operations and Chief Operating Officer; Matt Koscal, Senior Vice President and Chief Administrative Officer; Joe Allman, Senior Vice President and Chief Financial Officer

HQ: Indianapolis, IN

Total Employees: 5,500

Domiciles: CMH, DCA, EWR, IND, LGA, MCI, MIA, ORD, PHL and PIT. Maintenance bases: IND, ORD, CLT, PIT, DCA, LGA, SDF, CMH, PHL and EWR.

**(6) Embraer ERJ-170-100LR, (40) ERJ-170-100SE, (15) ERJ-170-100SU, (126) ERJ-170-200LR**

@RepublicAirline

facebook.com/republicairline

@republicairline

/company-beta/768161/

RepublicAirwaysHoldings



## Seaborne Airlines

dba Seaborne Airlines

World Plaza Building, 9th Floor

268 Munoz Rivera Avenue

San Juan, PR 00918

(787) 946-8741

seabornearlines.com

Ben Munson, CEO; Capt. Jesus Medina, COO; Hector Montanez, Commercial VP; Olvin Valentin Esq., General Counsel - VP of People; Julius Betancourt, VP of Safety and Regulatory Compliance

HQ: San Juan, PR

**(8) Saab 340B, (2) de Havilland DHC-6-300**

@FlySeaborne



## SkyWest Airlines

dba Alaska; American Eagle; Delta Connection; United Express

444 South River Road

St. George, UT 84790

(435) 634-3000

skywest.com

Chip Childs: President and Chief Executive Officer of SkyWest, Inc; Mike Thompson: Chief Operating Officer of SkyWest Airlines

HQ: St. George, UT

Total Employees: 12,800

Hubs: DEN, DTW, IAH, LAX, MSP, ORD, PHX, PDX, SEA, SLC, and SFO; Crew Domiciles: BOI, COS, DEN, DTW, FAT, IAH, LAX, MSP, ORD, PDX, PHX, PSP, SAN, SEA, SFO, SLC, and TUS; Maintenance Bases: BOI, ORD, COS, DTW, FWA, FAT, MKE, BNA, PSP, SLC, SBN, and TUS

**(189) Bombardier/de Havilland CL-600-2B19, (87) CL-600-2C10, (36) CL-600-2D24, (103) Embraer ERJ-170-200LR**

@SkyWestAirlines



## Trans States Airlines

11495 Navaid Road

Bridgeton, MO 63044

(314) 222-4300

transstates.net

Hulas Kanodia, Chairman of the Board; Rick Leach, President & Chief Executive Officer; Gerald Wigmore, Senior Vice President & Chief Financial Officer; Bob Gleason, Chief Operating Officer; Mike White, Director of Flight Operations; Peggy Groebe, Director of Inflight Service; Bob Looney, Director of Safety; Bo Curtis, Director of Quality; Chad Hengemuhle, Director of Maintenance

HQ: St. Louis, MO

Total Employees: 1,300

Crew & MX Bases: STL - 632, ORD - 165, DEN - 175, RDU - 124, IAD - 136

**(26) Embraer EMB-145-LR, (38) EMB-145-XR**

@TransStates



# Associate Member Directory

## Chairman

Rick Townsend, Avianor Inc  
Rick.Townsend@avianor.com

## Vice-Chair

Courtney Miller, Bombardier Commercial Aerospace  
Courtney.Miller@aero.bombardier.com

## Members

Committee	Name	Company	E-mail
Airframe	Josephine Werguet	ATR Americas Inc.	Josephine.Werguet@Atr-Aircraft.com
	Tobias Caldas	Embraer Aircraft	tcaldas@embraer.com
	Courtney Miller	Bombardier Aerospace	courtney.miller@aero.bombardier.com
	Eddie Jaisaree	Mitsubishi Aircraft Corp. America Inc.	eddie_jaisaree@mitsubishiaircraft.com
Avionics	Jeffrey Spies	Rockwell Collins	jeffrey.spies@rockwellcollins.com
Components	Allan Nordine	RIM Enterprises	anordine@riment.com
	Josh Krotec	First Aviation Services	jkrotec@firstaviation.com>
Training	Terry Hibler	Flight Safety International	terry.hibler@flightsafety.com
Other Services	Rick Townsend	Avianor Inc.	Fortressaviation@cox.net
	Brady McGuinness	ATS Components	Brady.mcguinness@atmro.com
	Ronald Eagle	HQ Aero Management Inc.	Ron@hqaero.com
Aircraft Lessor	Dan Slater	GECAS	daniel.slater@gecas.com
Propulsion	H. Dale Reid	Pratt & Whitney Canada	dale.reid@pwc.ca
	Kevin Thomas	Jet Support Services Inc. (JSSI)	kthomas@jetsupport.com
Ex Officio	Schumacher, Jerry	US Technical	jerry-schumacher@ustechnical.com
	Mike Kenealy	STS Aviation Group	
	Kevin Shea	Perone Leather	
	Rob Miller	Accomodations Plus Int'l	
	Robert Kline	Universal Avionics	
"Freinds of the AMC"			



**RICK TOWNSEND**  
CHAIRMAN, ASSOCIATE MEMBER COUNCIL (AMC)

**D**ear RAA Members, I hope you all enjoyed the first ever Fall RAA Convention in Palm Beach, Florida and, once again, found the RAA Convention activities to be more productive from both a business and educational standpoint. The RAA Annual Convention still continues to be the leading event in the regional airline industry, providing a showcase for the Regional Airline Association members to demonstrate their products and contributions to the regional airline industry. We can only keep this great convention going forward with the continued support of all RAA airlines and Associate Member companies.

As highlighted in so many industry publications, we continued to be faced with two significant issues that affect our entire regional airline industry – the pilot and technician shortages are only getting worse. The AMC continues to provide support to the RAA to ensure Regional Airlines remain a viable transportation system for the good of America. As you may know, this industry’s reach extends well beyond the regional airlines themselves and includes over 146 RAA Associate Member companies that support both economic and job growth.

The AMC and RAA continue to strengthen our industry’s future with the Annual Scholarship Program, expanding our reach from a few aviation students to a record breaking 180 + applicants this year with four well deserving winners recently announced. The AMC is increasing both the number and the value of the scholarships through fundraising programs such as the RAA/AMC Golf Tournament and the AMC Silent Auction during the convention.

Finally, some really great news which I am very proud of as I have worked on this objective for many years along with the RAA staff - The 501(c) Foundation Scholarship Fund, which will allow non-taxable donations to the Scholarship Fund, should be up and running in 2018. To all the individuals and companies that donated to the AMC’s fundraising campaigns in 2017/2018. Thank You so very much from all of us on the AMC Board!!

In closing, I can’t express enough what a privilege it is in my final year as AMC chairman to work with the RAA Staff and all the AMC board members who donate their time in making your RAA better!

**RICK TOWNSEND**

# Associate Member Index (Listed Alphabetically)

Company	Page	Company	Page	Company	Page
1 Vision Aviation	70	Crew Outfitters	72	Polk State College	69
3 Points Aviation	66	DCME Aerospace, Inc	65	PPG Aerospace	64
Accessory Aero Group, LLC.	70	DECA Aviation Engineering Ltd.	73	Pratt & Whitney Canada	67
Accommodations Plus International (API)	73	Eagle Cap Software, Inc.	63	ProDIGIQ, Inc.	63
Aero Parts Mart, Inc	64	ELIX AVIATION CAPITAL LIMITED	68	Q1 Aviation Ltd	65
Aero Supplies Inc.	66	ELP Aviation, LLC	63	RCMBT	73
Aero-Craft Hydraulics	70	Embraer	62	Regent Aerospace Corp.	62
AeroKool Aviation	64	Embry Riddle Aeronautical University	69	Regional One	66
AeroMotion Canada	67	eTT Aviation	63	Revima APU	67
Aerospares2000 Limited	64	FirstSource Solutions	73	RIM Enterprises LLC	67
AeroVision International	66	Flight Safety Foundation	69	Rockwell Collins	63
Airline Accessory Service Co., LLC	70	FlightSafety International	69	safetech	72
AirReady MRO Services	71	Future Aviation Inc. / HEICO Aerospace	65	Saywell International Inc.	67
ATS Components (Texas Air Composites)	71	GE Aviation	67	Schneller LLC	62
Automated Systems In Aircraft Performance, Inc.	68	Global Aerospace Corporation	65	Sky Service F.B.O. Inc.	72
Av-DEC	71	Herber Aircraft Service, Inc.	66	Soundair Aviation Services	65
Avianor Inc	62	HQ Aero Management	73	Southern Illinois University Carbondale	70
Aviation Inventory Resources	66	Iliff Aircraft	65	Spire Flight Solutions	70
Aviation Week Network	72	InTech Aerospace	62	StandardAero	65
Aviatron, Inc.	64	Jeppesen	68	STS Aviation Group	72
AvMaSSI	72	Jet Support Services, Inc. (JSSI)	68	The Ohio State University Center for Aviation Studies	70
Avmax Aviation Services Inc.	71	JETPUBS	72	Travelpro Products Inc	73
BeauTech Power Systems	68	Kent State Uni. College of Aeronautics & Engineering	69	True Blue Power	64
Becker Avionics	63	Landing Gear Technologies, LLC	65	Unitron Power Systems	70
BIAero, LLC	66	Lufthansa Technik AERO Alzey GmbH	71	Universal Avionics Systems Corporation	64
Bombardier Commercial Aircraft	62	Lundie Group	66	Vanguard Aerospace	72
Bose Corporation	64	Lynn University	69	Vector Aerospace	68
C & L Aerospace	71	M & H Uniforms	73	ViaAir	73
CAE	69	Magellan Aviation Group	66	Weldon Aircraft Part, Inc	66
California Aeronautical University	69	Micro-Surface Finishing Products, Inc.	71	West Virginia University Institute of Technology	70
CASP AEROSPACE INC	71	Mitsubishi Aircraft Corporation	62	Western Michigan University - College of Aviation	70
Commercial Jet, Inc.	65	MTU Maintenance Berlin-Brandenburg	67	Wings Financial	68
Comply365	63	Nordic Aviation Capital	68	Winstead PC	66
Continental Motors Group	67	Nyco America	65	World Fuel Services, Inc.	70
CPaT Global	63	Phoenix Air Repair, Inc.	71		

# Associate Member Index (By Category)

<b>Aircraft Interiors/Furnishings</b>		<b>Consultants (Legal, Insurance, Tax &amp; Communications)</b>	
Avianor Inc	62	Lundie Group	66
InTech Aerospace	62	Winstead PC	66
Regent Aerospace Corp.	62	<b>Distributor</b>	
Schneller LLC	62	3 Points Aviation	66
<b>Airframe Manufacturers &amp; Sales</b>		Aero Supplies Inc.z	66
Bombardier Commercial Aircraft	62	AeroVision International	66
Embraer	62	Aviation Inventory Resources	66
Mitsubishi Aircraft Corporation	62	BIAero, LLC	66
<b>Aviation Software</b>		Herber Aircraft Service, Inc.	66
Comply365	63	Magellan Aviation Group	66
CPaT Global	63	Regional One	66
Eagle Cap Software, Inc.	63	RIM Enterprises LLC	67
ELP Aviation, LLC	63	Saywell International Inc.	67
eTT Aviation	63	<b>Engine Manufacturer</b>	
ProDIGIQ, Inc.	63	GE Aviation	67
<b>Avionics Manufacturers &amp; Sales</b>		Pratt & Whitney Canada	67
Becker Avionics	63	<b>Engine Repair, Overhaul &amp; Modifications</b>	
Rockwell Collins	63	AeroMotion Canada	67
True Blue Power	64	Continental Motors Group	67
Universal Avionics Systems Corporation	64	MTU Maintenance Berlin-Brandenburg	67
<b>Cleaning &amp; Detailing Services (Paintings &amp; Markings)</b>		Revima APU	67
PPG Aerospace	64	Vector Aerospace	68
<b>Communications</b>		<b>Finance &amp; Leasing</b>	
Bose Corporation	64	BeauTech Power Systems	68
<b>Component Manufacturing/Repair &amp; Overhaul</b>		ELIX AVIATION CAPITAL LIMITED	68
Aero Parts Mart, Inc	64	Jet Support Services, Inc. (JSSI)	68
AeroKool Aviation	64	Nordic Aviation Capital	68
Aerospares2000 Limited	64	Wings Financial	68
Aviatron, Inc.	64	<b>Flight Planning Services</b>	
Commercial Jet, Inc.	65	Automated Systems In Aircraft	68
DCME Aerospace, Inc	65	Jeppesen	68
Future Aviation Inc. / HEICO Aerospace	65	<b>Flight Training Simulators</b>	
Global Aerospace Corporation	65	CAE	69
Iliff Aircraft	65	FlightSafety International	69
Landing Gear Technologies, LLC	65	<b>Govt/ College/Universities/ Schools</b>	
Nyco America	65	California Aeronautical University	69
Q1 Aviation Ltd	65	Embry Riddle Aeronautical University	69
Soundair Aviation Services	65	Flight Safety Foundation	69
StandardAero	65	Kent State Uni. College of Aeronautics & Engineering	69
Weldon Aircraft Part, Inc	66	Lynn University	69
		<b>Ground Support Equipment/Ground Services/Fuel</b>	
		Spire Flight Solutions	70
		Unitron Power Systems	70
		World Fuel Services, Inc.	70
		<b>Maintenance &amp; Repair Stations</b>	
		1 Vision Aviation	70
		Accessory Aero Group, LLC.	70
		Aero-Craft Hydraulics	70
		Airline Accessory Service Co., LLC	70
		AirReady MRO Services	71
		ATS Components (Texas Air	71
		Av-DEC	71
		Avmax Aviation Services Inc.	71
		C & L Aerospace	71
		CASP AEROSPACE INC	71
		Lufthansa Technik AERO Alzey GmbH	71
		Micro-Surface Finishing Products, Inc.	71
		Phoenix Air Repair, Inc.	71
		Sky Service F.B.O. Inc.	72
		STS Aviation Group	72
		Vanguard Aerospace	72
		<b>Publications</b>	
		Aviation Week Network	72
		JETPUBS	72
		<b>Safety &amp; Emergency Equipment</b>	
		safetech	72
		<b>Specialized Services</b>	
		AvMaSSI	72
		Crew Outfitters	72
		DECA Aviation Engineering Ltd.	73
		FirstSource Solutions	73
		HQ Aero Management	73
		M & H Uniforms	73
		RCMBT	73
		Travelpro Products Inc	73
		<b>Travel Services</b>	
		Accommodations Plus International	73
		ViaAir	73

## Aircraft Interiors & Furnishings

### Avianor Inc.

12405 services A-2  
Mirabel, J7E 1E4 Canada  
<http://www.avianor.com>  
(450) 476-9075  
RAA Representative: Rick Townsend  
V.P.-Business Development  
(405) 570-3215  
[rick.townsend@avianor.com](mailto:rick.townsend@avianor.com)

Located in the world's third largest aerospace city, Avianor Inc. is a privately held Canadian corporation that specializes in aircraft and component maintenance (Airframe MRO, seats, Interiors), manufacturing (crew seats and cabin interior items) and interior cabin modifications. Founded by Sylvain Savard in 1995, the company has 20 years of expertise in the design, engineering, certification, manufacturing, maintenance, modification and distribution of aeronautical equipment. Avianor has positioned itself as a vertical integrator in the marketplace. The company occupies over 250,000 square feet of hangars, repair shops, fabrication facilities and warehouse space at Mirabel Airport (YMX) and employs 350 people.

### InTech Aerospace

4750 World Houston Pkwy  
Suite 100  
Houston, TX 77032  
<http://www.intechaero.com>  
(281) 810-4430  
RAA Representative: Scott Mowery  
Chief Operating Officer  
(281) 381-3129  
[Scott.mowery@intechaero.com](mailto:Scott.mowery@intechaero.com)

InTech Aerospace offers a complete set of Interior MRO solutions allowing us to be the one solution for all your interior needs.

### Regent Aerospace Corp.

28110 W Harrison Parkway  
Valencia, CA 91355  
<http://www.regentaerospace.com>  
(480) 239-0689  
RAA Representative: Tom Cecil  
Sr Director of Sales  
(480) 239-0689  
[tcecil@regentaerospace.com](mailto:tcecil@regentaerospace.com)

Large interiors MRO specializing in repair and refurbishment of all equipment on interior of commercial aircraft. Includes seats, galleys, lavs, O/H bins, sidewall panels, ceiling panels, ovens, coffee makers...etc. Also produces seat covers, carpet kits, plastic seat parts, and life vests.

### Schneller LLC

6019 Powdermill Road  
Kent, OH 44240  
<http://www.schneller.com>  
(330) 676-7125  
RAA Representative: Barbara Keener  
(330) 676-7125  
[bkeener@schneller.com](mailto:bkeener@schneller.com)

Schneller is a global leader in the development and manufacture of engineered decorative laminates and non-textile floor coverings for transportation and architectural industries. We serve aviation, rail, interior decor and display manufacturers, providing custom design, color matching, materials selection, continuous and sheet production from our ISO 9001 certified facilities. Our expanding palette of new materials and constructions provides customized solutions for today's demanding designs including, enhanced visual ambiance and brand building, safety and cost-effectiveness. A Schneller hallmark is our ability to provide fast turnaround in meeting customer deadlines and to offer economical, minimum orders.

## Airframe Manufacturers & Sales

### Bombardier Commercial Aircraft

13100 Henri-Fabre  
Mirabel, QC J7N 3C6 Canada  
<http://www.aero.bombardier.com>  
(416) 373-7883  
RAA Representative: Courtney Miller  
Regional Manager - Americas - Marketing  
(214) 601-3628  
[Courtney.Miller@aero.bombardier.com](mailto:Courtney.Miller@aero.bombardier.com)

With more than 34,100 employees and a leadership position in global markets, Bombardier Aerospace designs, manufactures and supports innovative aviation products for the business, commercial, specialized and amphibious aircraft markets. We have the most comprehensive aircraft portfolio and we hold the number one position in business and regional aircraft. Our high-performance aircraft and services set the standard of excellence in several markets, including: Business aircraft, Commercial aircraft, Aerostructures & Engineering Services, Amphibious aircraft, Specialized aircraft solutions, & Aircraft services and training

### Embraer

276 S.W. 34th Street  
Fort Lauderdale, FL 33315  
<http://www.embraer.com>  
(954) 359-3700  
RAA Representative: Tobias Caldas  
Director Marketing  
(954) 359-3491  
[tcaldas@embraer.com](mailto:tcaldas@embraer.com)

Embraer is the world's largest manufacturer of commercial jets up to 130 seats, and one of Brazil's leading exporters. Embraer's headquarters are located in São José dos Campos, São Paulo, and it has offices, industrial operations and customer service facilities in Brazil, China, France, Portugal, Singapore and the United States. Founded in 1969, the company designs, develops, manufactures and sells aircraft for the commercial aviation, executive aviation, and defense segments. The company also provides after sales support and services to customers worldwide.

### Mitsubishi Aircraft Corporation

Nagoya Airport, Toyoyama-cho, Nishikasugai-gun  
Aichi, 480-0287 Japan  
<http://www.flythemrj.com>  
+81 568392100  
RAA Representative: Eddie Jaisaree  
Senior Vice President  
[eddie\\_jaisaree@mitsubishiaircraft.com](mailto:eddie_jaisaree@mitsubishiaircraft.com)

Mitsubishi Aircraft Corporation has been established after the program launch of the MRJ (Mitsubishi Regional Jet) in March 2008. MRJ is the next generation regional jet to be developed based on the technical maturity and confidence Mitsubishi Heavy Industries, Ltd. (MHI) has achieved over the years through developing and producing both military and commercial aircraft. The aircraft will achieve the best combination of operating economy and cabin comfort.

## Aviation Software

### Comply365

655 3rd St Ste 365  
Beloit, WI 53511  
<http://www.Comply365.com>  
(608) 313-1500  
RAA Representative: Kristen Mattingly  
(815) 525-1118

Comply365 offers easy-to-use software solutions that help airlines comply, connect, train and control. Stay in-the-know with one-stop learning. Store, send, and track manuals, revisions, must reads, bulletins and alerts. Link legacy systems and stay on-the-go with features for tablets and smartphones. Device agnostic, mobile software works on any device (iPad, Android, etc.) Products include: Document Communication Manager (DCM), Learning Management System (LMS), myMobile 365, AQP Manager, Workflow365, Training Scheduling, and Mobile roll-out services and Management (MDM).

### CPaT Global

24624 Interstate 45 N  
Suite 270  
Spring, TX 77386  
<http://www.cpat.com>  
(832) 585-8601  
RAA Representative: Greg Darrow  
VP of Sales and Marketing  
(720) 341-9357  
[garrow@cpat.com](mailto:garrow@cpat.com)

CPaT Global is the industry leader in providing customized Computer Based Training for most of the world's commercial transport aircraft including Boeing, Airbus, McDonnell Douglas, Embraer, Fokker, Bombardier and ATR. In addition to aircraft training, CPaT offers a wide library of General Subjects and interactive Pilot Specialty Courses. Students may study on any device, anywhere, both online and offline via our Mobile APP with the fastest download speeds available. Our clients control their students' courses which are delivered, captured and monitored via a powerful LMS. With over 200 Airline clients, CPaT Global is the world's leader in Aviation Distance Learning.

### Eagle Cap Software, Inc.

16425 Southwest Brookman Road  
Sherwood, OR 97140  
<http://www.eaglecapsoftware.com/>  
(619) 321-8550  
RAA Representative: Tom Perkowski  
Co-Founder  
(619) 321-8550  
[tom@eaglecapsoftware.com](mailto:tom@eaglecapsoftware.com)

Eagle Cap provides software engineering and systems integration services for the aviation industry. From Maintenance and Engineering, to the OCC and Flight Deck, our team has decades of development experience and understands the regulations, processes, and data that are unique to our industry. We are software engineers, technologists and domain experts with experience in Electronic Flight Bag, Moving Map, Flight Planning, Optimization, Dispatch, Charting, Aviation Data, Airspace Programs, Cabin & Flight Crew, MRO, and M&E.

### ELP Aviation, LLC

P.O. Box 12187  
Wichita, KS 67277  
<http://www.elpaviation.com/>  
(316) 239-6080  
RAA Representative: Erwin Ponce  
Owner  
(316) 239-6080  
[erwin@elpaviation.com](mailto:erwin@elpaviation.com)

ELP Aviation works with airline operations developing custom software and reporting tools and consulting. ELP Aviation has worked with more than 16 regional and national carriers, automating their operations with custom software and reporting tools, enabling airlines to save millions of dollars in operations costs annually. ELP Aviation Services include: CrewPay, Crew Scheduling, Payroll, Custom Reporting Tools and Dashboards, Data Analysis, E-Learning content, Software Tools. ELP Aviation Reporting tools include: Crew Training Records, Crew Scheduling Tools, Flight Ops Tools, and Marketing Tools. Other reports: 117 FA Tools, 117 ACARS Tools, 117 Scheduling Tools, 121 FA Tools.

### eTT Aviation

1013 E Winding Creek Dr.  
Ste 102  
Eagle, ID 83616  
<http://www.ettaviation.com>  
(208) 424-9424  
RAA Representative: Tom LaJoié  
President  
(208) 424-9424  
[tom@etriptrader.com](mailto:tom@etriptrader.com)

eTT Aviation provides airlines a fully automated and customizable air operation suite of innovative low-cost software for crew, aircraft and flight scheduling, and management.

### ProDIGIQ, Inc.

26500 West Agoura Road, Suite 102-796  
Calabasas, CA 91302  
<http://www.ProDIGIQ.com>  
(818) 879-0035  
RAA Representative: Arpit Malaviya  
CEO  
(818) 879-0035  
[Arpit.Malaviya@ProDIGIQ.com](mailto:Arpit.Malaviya@ProDIGIQ.com)

ProDIGIQ is a software company exclusively focusing on innovative solutions for the airlines and airports. Our expertise is in automation and data analytics for flight operations, flight scheduling, crew scheduling, safety management, asset management and maintenance management systems.

## Avionics Manufacturers & Sales

### Becker Avionics

10376 USA Today Way  
Miramar, FL 33025  
<http://www.beckerusa.com>  
(954) 450-3137  
RAA Representative: Floyd Roney  
Sales Account Manager  
(954) 450-3137  
[floyd@beckerusa.com](mailto:floyd@beckerusa.com)

Becker, a leader in digital avionics technology, sets the standard in customer-centric, state-of-the-art ground and airborne solutions. Becker Avionics develops, manufactures and distributes the latest communications, navigation, surveillance and search & rescue equipment for airborne and ground applications. Becker Avionics provides avionics products worldwide to Military, Airborne Law Enforcement, General and Corporate Aviation, Commercial Carrier and ATC organizations.

### Rockwell Collins

400 Collins Road N.E  
Cedar Rapids, IA 52498  
<http://www.rockwellcollins.com>  
(319) 378-3500

Rockwell Collins is a pioneer in the design, production and support of innovative solutions for our customers in aerospace and defense. Working together, our global team shares a vision to create the most trusted source of communication and aviation electronics solutions, applying insight and foresight to help our customers succeed.



## True Blue Power

9400 E 34th St North  
Wichita, KS 67226  
<http://www.mcico.com>  
(316) 630-0101  
RAA Representative: Marc Medeiros  
Director of Sales  
(316) 630-0101  
[marcm@mcico.com](mailto:marcm@mcico.com)

Mid-Continent Instruments and Avionics manufactures, overhauls and repairs aircraft instruments, avionics and advanced power solutions for the global aerospace industry. Serving 57 countries, Mid-Continent supports business and commercial aviation, unmanned aerial vehicles (UAV), defense, and special missions markets. The company manufactures more than 20,000 units per year and processes more than 15,000 units in its overhaul, exchange and repair operation. Mid-Continent's customer base includes original equipment manufacturers (OEMs), fixed base operators (FBOs), instrument and avionics shops, flight schools and government agencies. Mid-Continent products are found in most Cessna-built aircraft, Beechcraft, Cirrus, Diamond, Piper, Nextant Aerospace, Vulcanair, Robinson Helicopter, Airbus Helicopter, Bell Helicopter, Enstrom Helicopter, MD Helicopters, and many more. For additional information, please visit [mcico.com](http://mcico.com).

## Universal Avionics Systems Corporation

3260 East Universal Way  
Tucson, AZ 85756  
<http://www.uasc.com>  
(520) 295-2300  
RAA Representative: Scott Campbell  
Director, Airline and Government Sales  
(520) 295-2300  
[scampbell@uasc.com](mailto:scampbell@uasc.com)

Universal Avionics manufactures avionics equipment including WAAS/SBAS FMS; Flat Panel Displays; Synthetic Vision; TAWS; Application Server Unit; Cockpit Voice/Flight Data Recorders; UniLink; AHRS and Radio Control Units. Universal Avionics offers systems designed for the cockpit from the pilots perspective that exceed emerging communications and navigation requirements.

## Cleaning & Detailing Services (Paintings & Markings)

### PPG Aerospace

12780 San Fernando Road  
Sylmar, CA 91342  
<http://www.ppgaerospace.com>  
(818) 362-6711

PPG Aerospace is a leading manufacturer of original equipment and replacement aircraft transparencies, PRC aerospace sealants, DeSoto aerospace coatings, Surface Solutions paint removers, washes & waxes, and Semco application systems for all regional aircraft. PPG offers Total Service Solutions chemical management and operates a global Application Support Center network.

## Communications

### Bose Corporation

145 Pennsylvania Ave  
Framingham, MA 1778  
<https://www.bose.com/>  
(508) 766-8811  
RAA Representative: Chris Wuerfl  
OEM Business Development Manager  
(508) 958-7027  
[chris\\_wuerfl@bose.com](mailto:chris_wuerfl@bose.com)

Bose® was the first to introduce active noise reducing headsets more than 25 years ago, forever changing the way pilots fly. The Bose® A20® Aviation Headset is engineered for increased noise reduction in even louder environments and has an improved degree of comfort, all without compromising our acclaimed clear audio. The A20® is FAA TSO certified and is used by aviation, military and professional pilots around the world.

## Component Manufacturing/Repair & Overhaul

### Aero Parts Mart, Inc.

4205 Stadium Dr STE 310  
Fort Worth, TX 76133  
<http://www.apmparts.com>  
(817) 923-2894  
RAA Representative: Noel VanHook  
Business Development Manager  
[nvanhook@apmparts.com](mailto:nvanhook@apmparts.com)

Aero Parts Mart (APM) is an engineering led company that provides quality precision engineered FAA PMA products. Delivering engineered solutions, rapid manufacturing, improved reliability and reduced lead times. APM guarantees significant operational cost reductions meeting our global customer demands through PMA or Owner Produced Parts manufacturing. APM is AS9100C and ISO 9001:2008 Certified.

### AeroKool Aviation

1495 Southeast 10th Avenue  
Hialeah, FL 33010  
<http://www.aerokool.com>  
(305) 887-6912

Established in 1959, AeroKool Aviation is an Industry leader and one of the most trusted Aircraft Component Repair facilities in the world. Located in Hialeah, FL., adjacent to Miami International Airport, we specialize in the R&O of Cooling Turbines, ACMS, ECU's, Valves, Heat Exchangers, Oil & Fuel Pumps and Oil Coolers. AeroKool is a FAA / EASA Certified 145 Repair Station and ISO 9001:2008 / AS9100 Certified.

### Aerospares2000 Limited

Units 4 & 5 Garnett Close  
Watford, HRT WD24 7GN United Kingdom  
<http://www.aerospares2000.com>  
+44 (0) 1923 244 277  
RAA Representative: Adam Nemenyi  
Managing Director  
[adam@aerospares2000.com](mailto:adam@aerospares2000.com)

Established at the turn of the millennium, Aerospares 2000 has grown to become a recognized leader in the aircraft parts industry. With its Headquarters just north of London and in close proximity to Heathrow and all other major UK airports, Aerospares 2000 is perfectly situated to support customers in all corners of the globe. Led by a highly skilled management team with decades of experience in the aviation industry, the company specialises in providing superior customer support, a comprehensive stockholding of the most demanded and hard to find spare-parts together with a responsive 24/7 AOG service, and a focus on quality that permeates through every facet of the organization.

### Aviatron, Inc.

25 Customs Drive  
South Burlington, VT 05403-6067  
<http://www.aviatron.com>  
(802) 865-9318  
RAA Representative: Paul Mulley  
Director of Sales & Marketing  
(404) 664-6679  
[pmulley@aviatron.com](mailto:pmulley@aviatron.com)

Aviatron is an Air Cycle Machine and Air Starter Specialist, with a "No BER" guarantee. Our Capabilities also include Overhaul/Repair of Pneumatic Valves, Power Generation Components and Generator Control Units. Offering an in-house Engineering service and an active DER and PMA development program currently delivering proven reliability and substantial operational cost savings. Aviatron is a FAA and EASA certified repair station.

### Commercial Jet, Inc.

4600 NW 36th Street, Bldg 896  
Miami Intl, Airport, FL 33166  
<http://www.commercialjet.com>  
(305) 341-5150

Commercial Jet a trusted provider of advanced MRO solutions.

### DCME Aerospace, Inc

12901 Morning Glory Trail  
Chesterland, OH 44026  
<http://www.dcmee aerospace.com>  
(440) 490-4503

Established at the turn of the millennium, Aerospares 2000 has grown to become a recognized leader in the aircraft parts industry. With its Headquarters just north of London and in close proximity to Heathrow and all other major UK airports, Aerospares 2000 is perfectly situated to support customers in all corners of the globe. Led by a highly skilled management team with decades of experience in the aviation industry, the company specialises in providing superior customer support, a comprehensive stockholding of the most demanded and hard to find spare-parts together with a responsive 24/7 AOG service, and a focus on quality that permeates through every facet of the organization.

### Future Aviation Inc. / HEICO Aerospace

14111 Jetport Loop  
Fort Myers, FL 33913  
<http://www.futureaviation.com>  
(239) 225-0101

HEICO Corporation is a successful and growing technology-driven aerospace, industrial, defense and electronics company. For more than 60 years, HEICO has thrived by providing customers with innovative and cost-saving products and services. HEICO's products are found on large commercial aircraft, regional, business and military aircraft, as well as on a large variety of industrial turbines, targeting systems, missiles and electro-optical devices.

### Global Aerospace Corporation

7075 Fir Tree Drive  
Mississauga, ON L5S 1J7 Canada  
<http://www.globalaerospace.com>  
(905) 678-6311

Global Aerospace Corporation provides component overhaul, lease and exchange capabilities for Hydraulic (landing gear, actuators, pumps, valves), Pneumatic (valves, air starters, air cycle machines), Mechanical (actuators, screw jacks, gearboxes) and Electrical (Oil Cooled AC Generators, APU Starters, blowers). Our approvals include Transport Canada AMO #160-93 and JAA #7031 and FAA Acceptance. We retain Approved Repair Station Certificates from major airlines around the world.

### Iliff Aircraft

3225 N. Sheridan Rd  
Hangar 17  
Tulsa, OK 74115  
<http://www.iliffaircraft.com>  
(918) 835-5554  
RAA Representative: Brent Wells  
President  
(918) 835-5554  
[brent@iliffaircraft.com](mailto:brent@iliffaircraft.com)

Waste and water component specialist. ATA 38

### Landing Gear Technologies, LLC

7635 W 2nd Ct  
Hialeah, FL 33014  
<http://lgt.aero/>  
(305) 688-0550  
RAA Representative: Raul Cruz-Alvarez  
CEO  
(305) 778-5967  
[Raul@lgt.aero](mailto:Raul@lgt.aero)

Landing Gear Technologies is proud to be an independently owned company specializing in the repair and overhaul of landing gear systems and a variety of other aircraft components. We started this company with the idea of staying small and concentrating on a limited lineup of regional aircraft. Our goal has always been to put quality and safety above all else and soon our workmanship had our clients requesting that we broaden our capabilities to help support their fleet. Our motto: "Fine workmanship and attention to detail" is what we strive to offer every customer who entrust us with providing our services. Our carefully selected and trained staff is one of the most experienced in the industry; in fact we take such pride in the expertise of our team that our work is backed by the best warranty in the industry.

### Nyco America

87 Amlajack Way  
Newnan, GA 30265  
<http://www.nycoamerica.com>  
(770) 284-8588  
RAA Representative: Lowell Smith  
Sales Director  
(7702) 848-5883  
[lsmith@nycoamerica.com](mailto:lsmith@nycoamerica.com)

Offering a comprehensive range of multi-purpose, special-purpose greases, turbine oils and hydraulic fluids for the rigorous demands of the commercial aviation industry. NYCO has over 60 years' experience in providing leading edge solutions to OEM's and aircraft operators worldwide.

### Q1 Aviation Ltd

7537 Kimbel Street  
Unit 2  
Mississauga, ON L5S 1A7 Canada  
<http://www.q1aviation.com>  
(905) 678-1234  
RAA Representative: Carlos Santos  
President  
(905) 678-1234  
[carlos@q1aviation.com](mailto:carlos@q1aviation.com)

Transport Canada Approved Component Repair and Overhaul Facility, NDT services, Sheetmetal/Composites Repair. Transport Canada approved parts distributor, AS9100 & ISO9001 registered.

### Soundair Aviation Services

1826 Bickford Ave.  
Snohomish, WA 98290  
<http://www.soundair.aero>  
RAA Representative: Kathy Trujillo  
Senior Account Manager  
(360) 453-2300

Since 1993, Soundair Repair Group, LLC has been specializing in the repair, overhaul of aircraft flight deck windows and galley inserts. Each production area has been specifically designed for their product types. Those areas include the Cockpit Windows, Coffee Makers, Ovens, O2 product, Various Accessories, and Water/Waste Systems.

### StandardAero

8201 Lemmon Avenue  
Dallas, TX 75209  
<http://www.standardaero.com>  
(682) 229-5483  
RAA Representative: Rob Cords  
President  
(682) 229-5483  
[Robert.Cords@standardaero.com](mailto:Robert.Cords@standardaero.com)

StandardAero, a 100 year old company, is one of the worlds largest independent providers of services including engine and airframe maintenance, repair and overhaul, engine component repair, engineering services, interior completions and paint applications. StandardAero serves a diverse array of customers in business and general aviation, airline, military, helicopter, components, energy and VIP completions markets. StandardAero provides a global service network of 13 primary facilities in the U.S., Canada, Europe, Singapore and Australia, plus over 50 sales and field service locations. StandardAero is an entity of Dubai Aerospace Enterprise (DAE) Ltd, a globally recognized aerospace company specializing in maintenance, repair and overhaul (MRO) services, aircraft completions and aircraft leasing.

## Weldon Aircraft Part, Inc

9025 STONE PIER DRIVE  
BOYNTON BEACH, FL 33472  
(561) 509-9235  
RAA Representative: Tim Weldon  
(561) 509-9235  
tim@weldonaircraftparts.com

Seller of PT6 / PW100 / JT15D Overhauled Engine Parts.

## Consultants (Legal, Insurance, Tax & Communications)

### Lundie Group

91 Windy Lane  
Pawleys Island, SC 29585  
(704) 620-8700  
RAA Representative: Diana Lundie  
diana@thelundiegroupp.com

The Lundie Group, Inc. provides event planning management services to several aviation clients including the Regional Airline Association. As a full service provider of convention and trade show services, we can provide assistance in planning small Board of Directors meetings to executive conferences or trade shows. A few of our services include: Hotel & Facility negotiations; Food & Beverage Coordination; Special Event & Entertainment Arrangements.

### Winstead PC

500 Winstead Building  
2728 N. Harwood Street  
Dallas, TX 75201  
http://www.winstead.com  
(214) 745-5229

## Distributor

### 3 Points Aviation

241 Conception Bay Highway  
Conception Bay South, A1W 5J8 Canada  
http://www.3pointsaviation.com  
(703) 834-6034

3 Points Aviation is a supplier of aircraft rotables and consumables for the regional aircraft market.

### Aero Supplies Inc.

7486 Bath Road  
Mississauga, ON L4T 1L2 Canada  
http://www.aerosuppliesinc.com  
(905) 405-9355  
RAA Representative: Phil Taylor  
Director of International sales  
(905) 405-9355  
ptaylor@aerosuppliesinc.com

## AeroVision International

620 Ellis Rd  
Muskegon, MI 49441  
http://www.aerovi.com  
(231) 799-9000  
RAA Representative: Jeff Barnes, President  
jbarnes@aerovi.com

AeroVision specializes in providing aircraft, engine, and component services to Operators and MR&O facilities throughout the World. AeroVision has expertise with aircraft powered by PT6A, JT15D, TFE731, AE3007A1, PW500 and PW100 engines. AeroVision stocks a large inventory of aircraft, airframe, engines and components in new, overhaul, serviceable, repairable, or as removed condition.

## Aviation Inventory Resources

PO Box 1999  
Mansfield, TX 76063  
http://www.avinvres.com  
(817) 672-0060  
RAA Representative: Paul Wahlstrom  
pwahlstrom@avinvres.com

Aviation Inventory Resources, Inc. provides support for regional aircraft and spare parts. Our inventory mainly consists of SAAB 340, ATR42/72, jetstream and metro. We are currently expanding our inventory to include embraer and other miscellaneous aircraft parts. Our well trained sales staff is available for any questions that you may have, as well as a 24 hour aog line for your after hours requirements. With our extensive inventory, we offer competitive pricing, exchange as well as leasing opportunities.

## BIAero, LLC

150 Mount Bethel Road  
Suite 201  
Warren, NJ 7059  
http://www.biaero.com  
(908) 626-0500

BIAero, LLC is an aviation trading company working in the global turbine-engine regional aircraft marketplace. BIAero buys and sells aircraft and engines for overhaul, repair or resale and works in North/South America, Europe, and Asia to provide airlines and engine overhaul facilities with serviceable material as part of their maintenance supply chain.

## Herber Aircraft Service, Inc.

1401 E. Franklin Avenue  
El Segundo, CA 90245  
http://www.herberaircraft.com  
(310) 322-9575

Since 1978 Herber Aircraft Service has been a manufacturer and repair center for superior quality FAA-approved harnesses and hoses. Herber is the largest distributor of Eaton Aeroquip fluid conveyance products, and a distributor of Flexfab, LORD, and Thermoid parts. You won't find a better, more cost-effective source for the parts you need to keep flying.

## Magellan Aviation Group

2345 B Township Road  
Charlotte, NC 28273  
http://www.magellangroup.net  
(704) 504-9204  
RAA Representative: Ron Hankins  
Vice President, Regional Aircraft Division  
(704) 504-9204 x217  
ron.hankins@magellangroup.net

"With roots dating back over 30 years, Magellan Aviation Group has become an internationally known provider of aftermarket aviation products and services to the commercial and regional airline industries. Magellan provides quality airframe and engine parts, aircraft and engine sales and leasing, as well as inventory management and consignment programs.

## Regional One

6750 NE 4th Court  
Miami, FL 33138  
http://www.regionalone.com  
(305) 759-0670  
RAA Representative: Tony Daponte  
Director, Sales  
(289) 239-8390  
tdaponte@regionalone.com

Regional One, is a purchaser, lessor and seller of aircraft, aircraft parts, engines and engine parts and other related support items applicable to the Regional / Commuter aircraft worldwide. We offer a wide range of product & support services to meet our customer demands. Our extensive portfolio of available aircraft, engines and spares including avionics, hydraulic and fuel system rotables, LRU components, landing gears, propellers, insurance spares such as flight controls and expendables assures you, our customer we have what you need when you need it.

## RIM Enterprises LLC

700 Center Point Road NE  
Cedar Rapids, IA 52402  
http://www.RIMENT.COM  
(319) 393-9727

RIM Enterprises, LLC is a premier global supplier of quality aircraft parts for exchange or outright sale. We offer solutions for your surplus avionics and rotatable inventory through acquisition or consignment opportunities. Our focus in corporate, regional and commercial turbine-powered aircraft allows us to customize aftermarket parts solutions for our customers.

## Saywell International Inc.

USA branch of Saywell International Ltd  
3700 North 29th Avenue, Unit 101  
Hollywood, FL 33020-1006  
http://www.saywell.us  
(954) 920-9797  
RAA Representative: Marcus Keane  
(954) 920-9797

Saywell international Inc is the North American branch of Saywell international Ltd, UK. We are located 5 minutes from Fort Lauderdale International airport FLL. We support most Major and Regional airlines as well as General Aviation customers in North, South and Central America, Canada, The Caribbean, South Africa, Australia and the Pacific. Saywell International Inc boasts a 15,000 sq ft, climate controlled; warehouse and our hours of business are from 8am to 6pm M-F with AOG service 24/7. Communication can be English or Spanish. Accreditation is to ISO9001:2000 standards. All parts can be quoted and shipped from Florida with up to 35K line items with in the same day and any item in the UK warehouse within 3 days of order.

## Engine Manufacturer

### GE Aviation

One Neumann Way  
Room 242  
Cincinnati, OH  
http://www.geaviation.com  
RAA Representative: Scott Garten  
Manager  
(513) 552-2876  
aviation.fleetsupport@ge.com

GE Aviation, an operating unit of General Electric Company (NYSE: GE), is a world-leading provider of commercial and military jet engines and components as well as integrated digital, electric power, and mechanical systems for aircraft. GE Aviation also has a global service network to support these offerings and provides flexible OnPoint service solutions tailored to meet the needs of the aviation markets.

## Pratt & Whitney Canada

1000 Marie Victorin  
Longueuil, Quebec J4G 1A1 Canada  
http://www.pwc.ca  
RAA Representative: Frederic Lefebvre  
Vice President, Marketing, Regional Airlines  
Frederic.Lefebvre@pwc.ca

"Pratt & Whitney Canada (P&WC) is a wholly owned subsidiary of United Technologies Corporation and a world leader in turboprop, turbofan and turboshaft engines having delivered more than 75,000 engines powering over 28,000 aircraft. Every second, a P&WC-powered aircraft takes off or lands somewhere in the world. P&WC's engines, with close to 600 million hours in the air, are the industry benchmark for innovative design, dispatch reliability, operating economics and easy maintenance. P&WC has long established itself as a major contributor to the success of the regional turboprop airline market with its PT6A, PW100 and PW150 engines. Success began with the PT6A laying a solid foundation for turboprop growth in such 19 passenger turboprops as Raytheon's 1900D. PW100 engines power more than 80% of modern 30-70 passenger aircraft from ATR, Bombardier, Embraer and other manufacturers.

## Engine Repair, Overhaul & Modifications

### AeroMotion Canada

278 Ave. Labrosse  
Pointe Claire, H9R 5L8 Canada  
http://www.aeromotion.ca  
(514) 697-5872  
RAA Representative: Gordon Youngson  
V.P. Engineering & Material Management  
(514) 697-5131  
Gord.Youngson@AeroMotion.ca

Transport Canada Authorized Maintenance Organization (AMO 22-06) repairing & servicing PW100/150 and CF-34 turbine engines, QEC, aerospace welding and other related components.

### Continental Motors Group

2039 South Broad Street  
Mobile, AL 36615  
http://www.continentalmotors.aero  
(251) 438-3411  
RAA Representative: Douglas Phillips  
Manager, After Market Sales  
(251) 436-8210  
dphillips@cmg.aero

Continental® Motors is a global leader in General Aviation. We are the only company to offer a full range of gasoline and diesel engines, P&WC PT6 overhaul, as well as avionics and interiors services. We have significant operations on 3 continents.

## MTU Maintenance Berlin-Brandenburg

Dr.-Ernst-Zimmermann-Strasse 2, 14974  
Ludwigsfelde  
Germany  
http://www.mtu.de  
+49 337 8824-0  
+49 337 8824-251

MTU Aero Engines is Germany's leading and the country's only independent engine manufacturer and is an established global player in the industry. It engages in the development, manufacture, marketing and support of commercial and military aircraft engines and industrial gas turbines (IGTs). MTU Maintenance is one of the world's largest providers of maintenance services for commercial aircraft engines and industrial gas turbines. MTU Maintenance Berlin-Brandenburg in Ludwigsfelde, Germany, is MTU's center of excellence for the repair of small-size aircraft engines and IGTs. The shop has been an "Authorized CF34 Service Provider" for the entire engine family -3, -8, -10 since 2001 and has performed over 1,000 engine repairs, both off-wing and on-wing. MTU also repairs and overhauls Pratt & Whitney Canada (P&WC) engines up to a thrust of 20,000 pounds, like PT6, PW200, PW300 and PW500. To make sure that the company's maintenance expertise is available worldwide, MTU Maintenance Berlin-Brandenburg has set up mobile repair teams that can reach any point on the globe within the shortest possible timeframe.

## Revima APU

1 Avenue du Latham  
Caudebec-en-Caux, 75490 France  
http://www.revima-apu.com  
(901) 351-6045  
RAA Representative: Daniel Sheets  
Customer Support Manager  
(901) 351-6045  
dan.sheets@revima-apu.com

Revima APU has been repairing Auxiliary Power Units since the early 70's. We are an Authorized Repair Facility for PWAP, the APU OEM for the Embraer 135/140/145/170/190 (APS500/APS2300), Bombardier Dash 8-100/200/300/400 (APS500/APS1000), Fokker 50 (APS1000), Bae 146 (APS1000), and Saab 2000 (APS1000).

## Vector Aerospace

800 Aerospace Boulevard, Hangar 8  
Slemon Park, PE COB 2A0 Canada  
<http://www.vectoraerospace.com>  
(902) 436-1333  
(610) 559-2191

Vector is a global independent provider of aviation maintenance, repair and overhaul services. Through facilities in Canada, the United States, the United Kingdom, Africa and Australia it provides services to commercial and military customers for various types of gas turbine engines, components and helicopter airframes. Principal operations include Vector Aerospace Engine Services-Atlantic, Vector Aerospace Engine Services-UK, Vector Aerospace Helicopter Services-North America, Vector Aerospace Helicopter Services-UK and Pathix ASP. Vector also provides information technology solutions to an international customer base. Vector employs approximately 2,500 employees.

## Finance & Leasing

### BeauTech Power Systems

1717 McKinney Ave  
Suite 700  
Dallas, TX 75202  
(469) 644-6970  
RAA Representative: Chris Arras  
VP Sales & Leasing  
(469) 644-6970  
[chris.arras@beautech.aero](mailto:chris.arras@beautech.aero)

BeauTech Power Systems is an engine leasing and trading company focused on all variants of the CF34 engine and associated airframes. Please visit [www.beautech.aero](http://www.beautech.aero) for additional information.

### ELIX AVIATION CAPITAL LIMITED

12/13 EXCHANGE PLACE, CUSTOM HOUSE DOCKS,  
I.F.S.C., DUBLIN 1  
DUBLIN, DUBLIN 1 Ireland  
<http://www.elix.aero>  
+35 31 611 6013  
RAA Representative: Philippe Poutissou  
Head of Marketing  
[ppoutissou@elix.aero](mailto:ppoutissou@elix.aero)

Elix Aviation Capital (Elix) is a regional aircraft lessor based in Dublin, Ireland and specialized in turboprop aircraft leasing. Elix supports operators worldwide with strong regional aviation and aircraft leasing expertise. The Elix Team's skill-sets and experience includes: airline start-ups, regional aircraft markets, commercial aircraft manufacturing, aerospace mergers & acquisitions, privatisations and restructurings, airline and aircraft finance, industry-leading legal and regulatory expertise, as well as deep technical capabilities in airline operations. Since its launch in 2013, Elix has grown its aircraft leasing portfolio to include a cross-section of ATR and Bombardier turboprops leased to major airlines and regional airlines alike. Elix is backed by Oaktree Capital Management, a premier global alternative investment firm, founded in 1995 and managing in excess of US\$100 bn through a limited number of sophisticated investment specialties.

## Jet Support Services, Inc. (JSSI)

180 North Stetson Ave.  
29th Floor  
Chicago, IL 60601  
<http://www.jetsupport.com>  
(312) 644-8716  
RAA Representative: Kevin Thomas  
SVP, Business Development & Strategic Planning  
(312) 644-8781  
[kthomas@jetsupport.com](mailto:kthomas@jetsupport.com)

JSSI is the leading independent provider of hourly cost maintenance programs for all makes and models of airframes, engines and APUs. We offer comprehensive, flexible and affordable financial programs for managing the unpredictable costs of maintaining turbine-powered aircraft. JSSI serves customers globally and utilizes a worldwide team of certified Technical Advisors.

## Nordic Aviation Capital

Bedford Place, Henry Street  
Limerick, Ireland  
<http://www.nac.dk>  
+35 36 143 2426  
RAA Representative: Chris Mueller  
Vice President- Marketing  
(416) 482-3836  
[cmu@nac.dk](mailto:cmu@nac.dk)

"Nordic Aviation Capital (NAC) is the global leader in Regional Aircraft Leasing and Financing, and the fifth largest aircraft leasing company in the world. NAC provides aircraft leasing and lease management services to airlines and aircraft investors worldwide. NAC provides flexible, customised and competitive aviation solutions to airlines globally. With offices in Ireland, Canada, Denmark, Singapore and the United States we are best situated to serve each commercial aviation market across the globe. NAC has a current fleet of over 400 owned and managed aircraft and serves over 70 airline customers in 49 countries. NAC is the largest owner and lessor of both ATR and Bombardier aircraft in the world.

## Wings Financial

14985 Glazier Ave  
Apple Valley, MN 55124  
<http://www.wingsfinancial.com>

Wings Financial is one of the top 30 credit unions nationwide, with \$3.9 billion in assets and more than 200,000 members. Currently celebrating our 75th anniversary, Wings serves employees of the air transportation industry throughout the U.S. Wings members enjoy the industry's best savings and lending rates, convenient online and mobile access, the nation's largest surcharge-free ATM network, and convenient branch locations for attentive personal service. To learn more, visit [wingsfinancial.com](http://wingsfinancial.com) or call 1-800-692-2274.

## Flight Planning Services

### Automated Systems In Aircraft Performance, Inc.

PO Box 2457  
Cranberry Twp., PA 16066  
<http://www.asapinc.net>  
(724) 742-4777  
RAA Representative: Cecil W. Teets  
President  
(724) 742-4777  
[cwteets@asapinc.net](mailto:cwteets@asapinc.net)

Providing the most reliable runway analysis and weight/balance data in aviation. Maximize your takeoff weight and payload with ASAP, Inc.

## Jeppesen

55 Inverness Drive East  
Englewood, CO 80112  
<http://www.jeppesen.com>  
RAA Representative: Rhonda Larence, Business Relations Manager  
[rhonda.larence@jeppesen.com](mailto:rhonda.larence@jeppesen.com)  
(303) 799-9090

Jeppesen is a leader in international aviation information services and integrates navigational, operational and logistics information to deliver innovative solutions to air, sea and land operators around the globe. Jeppesen is a subsidiary of Boeing Commercial Aviation Services, a unit of Boeing Commercial Airplanes.

## Flight Training Simulators

### CAE

8585 Cote-De-Liesse  
Saint Laurent, QC H4T 1G6 Canada  
<http://www.cae.com>  
(905) 672-8650

CAE is a world leader in providing simulation and modelling technologies and integrated training solutions for the civil aviation industry and defence forces around the globe. CAE employs more than 6,500 people at more than 75 sites and training locations in 20 countries. We have the largest installed base of civil and military full-flight simulators and training devices. Through our global network of 29 civil aviation and military training centres, we train more than 75,000 crewmembers yearly. We also offer modelling and simulation software to various market segments and, through CAE's professional services division, we assist customers with a wide range of simulation-based needs. CAE was founded in 1947 and is headquartered in Canada. With clients in more than 100 countries, CAE has the broadest global reach of any simulation and training equipment and services company on the market.

### FlightSafety International

Marine Air Terminal - LaGuardia Airport  
Flushing, NY 11371  
<http://www.flightsafety.com>  
RAA Representative: Terry Hibler  
Director, Airline Marketing  
(201) 964-0026  
[terry.hibler@flightsafety.com](mailto:terry.hibler@flightsafety.com)

Founded in 1951, FlightSafety International is the world's premier professional aviation training company and supplier of flight simulators, visual systems and displays to commercial, government and military organizations. As a factory authorized training provider for the vast majority of regional and business aircraft manufacturers, FlightSafety provides more than a million hours of training each year to pilots, technicians and other aviation professionals from 154 countries and independent territories. Many leading airlines around the world rely on FlightSafety for professional training services, and flight simulation equipment. We serve regional aircraft operators at 19 of our Learning Centers using a fleet of 85 flight simulators and other advanced technology training devices for aircraft manufactured by ATR, Bombardier, Embraer, Fairchild, Jetstream, Hawker Beechcraft and Saab. FlightSafety has designed and manufactured close to 600 simulators and other advanced technology training devices since 1978, and operates the world's largest fleet of advanced full flight simulators at Learning Centers and training locations in the United States, Canada, France, Japan, South Africa and the United Kingdom.

## Universities / Schools

### California Aeronautical University

5777 Olivas Park Blvd  
Ventura, CA 93003  
<http://www.calaero.com>  
RAA Representative: Matt Johnston  
President  
[mattj@calaero.com](mailto:mattj@calaero.com)

CAU prepares aviation student candidates to fulfill roles as professionally-prepared aviators for the aviation industry.

### Embry Riddle Aeronautical Uni.

ATB Building PO Box 5190  
Daytona Beach, FL 32114  
(386) 226-6716  
RAA Representative: Pablo Alvarez  
Director of Admissions  
(386) 226-6716  
[pablo.avarez@erau.edu](mailto:pablo.avarez@erau.edu)

Embry-Riddle is the world's largest, fully accredited university dedicated to the aviation and aerospace industry. Best Aerospace Engineering program in the nation for the last 15 consecutive years. Our degrees prepare students for exciting careers in business, computers, technology, security, intelligence, safety, aviation, and space. Campuses are located in Florida and Arizona.

### Flight Safety Foundation

701 N. Fairfax Street  
Suite 250  
Alexandria, VA 22314  
<http://www.flightsafety.org>  
(703) 739-6700  
RAA Representative: Louise Martin  
Director of Membership  
[martin@flightsafety.org](mailto:martin@flightsafety.org)

Since 1947, Flight Safety Foundation has helped protect everyone who benefits from air travel, everywhere in the world. The Foundation is an international non-profit organization exclusively chartered to provide impartial, independent, expert safety guidance and resources for the aviation and aerospace industry. Today, membership includes more than 1,000 organizations and individuals in 150+ countries. The Foundation is based in Alexandria, Virginia, U.S., and has a regional office in Melbourne, Australia.

## Kent State Uni. College of Aeronautics and Engineering

1400 Lefton Esplanade  
Kent, OH 44242  
<http://www.kent.edu/cae>  
(330) 672-4449  
RAA Representative: Maureen McFarland  
Director of Aeronautics  
(330) 672-4449  
[mmcfarl2@kent.edu](mailto:mmcfarl2@kent.edu)

As an academic unit in the College of Aeronautics and Engineering, the Aeronautics Division has a mission to work in concert with business, government, and industry to enhance technological literacy, education, and training in aviation that is essential to the socioeconomic well-being and workforce development needs of Ohio and the nation. Specifically, the Aeronautics Program's mission is fourfold: (1) to prepare students to function effectively as leaders and professionals in the highly dynamic field of aviation; (2) to prepare students for professional positions in flight operations; (3) to prepare students for administrative, managerial, operational, and technical positions in aviation; and (4) to provide students with the academic background and preparation necessary for successful graduate and advanced studies in aviation and allied academic disciplines.

## Lynn University

3601 N. Military Trail  
Boca Raton, FL 33437  
<http://www.lynn.edu/aviation>  
(561) 237-7331  
RAA Representative: Lynnette Johnson  
Project Manager  
(561) 237-7331  
[ljohnson@lynn.edu](mailto:ljohnson@lynn.edu)

Lynn University, located in Boca Raton, Florida, is a fully accredited university and professional pilot training program. The College of Aeronautics offers a BS in four specialized aviation topic areas and an aviation AA. The College of Business offers a BS and MBA in Aviation Management. We offer FAA Part 141 flight training up through the rATP. Lynn University is a VA Yellow Ribbon participant, offering education and flight training benefits to veterans.

## Polk State College

2949 Airside Center Drive  
Lakeland, FL 33811  
<http://www.polk.edu/aerospace>  
[aerospace@polk.edu](mailto:aerospace@polk.edu)

Polk State offers degree and non-credit education and certification in professional piloting, aerospace administration, and aviation maintenance.

## Southern Illinois University Carbondale

545 N. Airport Rd.  
Murphysboro, IL 62966  
<http://aviation.siu.edu/>  
(618) 453-8898  
RAA Representative: Jeff Hayes  
Executive Transportation Pilot, Senior Lecturer  
(618) 453-9251  
[jhayes@aviation.siu.edu](mailto:jhayes@aviation.siu.edu)

SIUC Aviation offers both undergraduate and graduate degree programs in aviation. SIUC Aviation has three undergraduate majors including Aviation Flight, Aviation Management and Aviation Technologies.

## The Ohio State University Center for Aviation Studies

228 Bolz Hall  
2036 Neil Avenue  
Columbus, OH 43210  
<http://www.aviation.osu.edu>  
(614) 292-7339  
RAA Representative: Martin A. Rottler, MS, CFI,  
Lecturer, Industry Relations Coordinator, Center  
For Aviation Studies  
[rottler.1@osu.edu](mailto:rottler.1@osu.edu)

Advancing aviation research, preparing the workforce, educating the community. With three degrees for students from three colleges and flight education at the Ohio State University Airport, the CAS seeks to educate the next generation of pilots, managers, and other professionals.

## West Virginia University Institute of Technology

410 Neville St.  
Beckley, WV 25801  
<https://bhss.wvutec.edu/departments/regents-bachelor-of-arts/contact>  
RAA Representative: Frank Robbins  
Program Coordinator  
(888) 554-8324  
[Frank.Robbins@mail.wvu.edu](mailto:Frank.Robbins@mail.wvu.edu)

STS Aviation Group is a fully integrated turnkey solutions provider with a common goal. Whether you need a single aircraft mechanic, a full range of Aviation Staffing, Engineering, Line Maintenance or Component Solutions, we are available to support you. STS is a recognized leader in providing A&P Staffing Services, Line Maintenance Services, Engineering Services and Component Distribution and Inventory Management Service to the global aviation market.

## Western Michigan University - College of Aviation

237 N. Helmer Road  
Battle Creek, MI 49037-7917  
<http://www.wmwmich.edu/aviation>  
[avs-info@wmich.edu](mailto:avs-info@wmich.edu)

Western Michigan University's College of Aviation offers the only comprehensive aviation program at a public university in the state of Michigan, and with over 900 undergraduate students, is one of the largest aviation programs in the nation. Backed by over 75 years of aviation experience, education, and our excellent industry reputation, WMU's College of Aviation is a powerful force in the future of aviation training.

## Ground Support Equipment/Services/Fuel

### Spire Flight Solutions

950 South Cherry Street  
Suite 1600  
Denver, CO 80247  
(303) 566-3131  
RAA Representative: Joel Moore, Sales Executive  
(720) 476-9041  
[jmoore@spireflight.com](mailto:jmoore@spireflight.com)

Logistics & Trip Planning / Support, Ground Handling Arrangement, Permit Arrangement, Crew Services.

### Unitron Power Systems

10925 Miller Road  
Dallas, TX 75238  
<http://www.unitronlp.com>  
(214) 340-8600  
[sales@unitronlp.com](mailto:sales@unitronlp.com)

Unitron specializes in the design and manufacture of solid-state power systems; including 400Hz, 28VDC, 270VDC and combination AC-DC ground power units (GPUs), cable handling solutions, and 50, 60 or 400Hz airborne power supplies. These products are available in mobile, towable, bridge-mounted or free standing configurations. Unitron has been a supplier to the DoD for over 50 years and continues to develop products to support military, general aviation, and commercial aircraft.

### World Fuel Services, Inc.

2601 25th Street SE  
Siute 340  
Salem, OR 97302  
<http://www.wfscorp.com>  
(503) 385-0001  
RAA Representative: Al Ainsworth  
Director, Commercial Aviation Sales  
(503) 385-0001  
[aainswor@wfscorp.com](mailto:aainswor@wfscorp.com)

World Fuel Services is a leading global supplier of aviation, marine and land fuel and related services.

## Maintenance & Repair Stations

### 1 Vision Aviation

2500 Keokuk Ave  
Sioux City, IA 51111  
<https://www.1vision.aero>  
(712) 574-8727  
RAA Representative: Jimmy Sponder, CEO  
(712) 574-8727  
[jsponder@1vision.aero](mailto:jsponder@1vision.aero)

We are a part 145 repair station.

### Accessory Aero Group, LLC.

1112 Anne Street  
Griffin, GA 30224  
<http://www.aagatlanta.com>  
RAA Representative: Ron Byrd, President  
(678) 692-8605  
[rbyrd@aagatlanta.com](mailto:rbyrd@aagatlanta.com)

At Accessory Aero Group, we specialize in overhaul and repair of aircraft Wheels, Brakes, Batteries and Non-Destructive services. We also provide pick-up and delivery services for your convenience and additional cost savings. We are hands on with our customers and provide excellent service to keep you in the air.

### Aero-Craft Hydraulics

392 N. Smith Avenue  
Corona, CA 92880  
<http://www.aero-craft.com/>  
(951) 376-4690  
RAA Representative: Rod Guzman, President / CEO  
[rguzman@aero-craft.com](mailto:rguzman@aero-craft.com)

Aero-Craft is one of the most reputable, full-service FAA and EASA repair stations in the industry. We test, overhaul, and repair a wide variety of equipment, including everything from actuators, motors, valves to main engine pumps-Hydraulic, Pneumatic and Fuel. Additionally, we maintain a massive inventory of parts you need from the manufacturers you trust.

### Airline Accessory Service Co., LLC

455 Putnam Avenue  
Hamden, CT 6517  
<http://www.airlineaccessory.com>  
(203) 773-1808  
RAA Representative: Lance Blomberg, President  
(203) 773-1808  
[lance@airlineaccessory.com](mailto:lance@airlineaccessory.com)

FAA/EASA Repair Station: Overhauling Pneumatics, Galley Equipment, Safety Equipment (Oxygen Cylinders and Fire Extinguishers), Starter-Generators, Wheels and Brakes.

### AirReady MRO Services

580 Circle Dr.  
Melbourne, AR 72556  
<http://www.airreadymro.com>  
(870) 368-0003

AirReady MRO Services Inc., (FAA# 11BR965Y, EASA.145.6063) formerly doing business as Broadwing Air Repair, provides flight control repair and overhaul solutions (including doors and secondary bonded structures) to the commercial, regional, general and military aviation markets. AirReadys technicians average more than 25 years of aviation experience, with a majority of this technical knowledge coming from direct experience with Boeing OEM repair/warranty. AirReady serves customers around the world.

### ATS Components (Texas Air Composites)

102 Ezell Drive  
Desoto, TX 75115  
<http://www.TexasAirComposites.com>  
(972) 709-2866

Texas Air Composites is a domestic 145 repair station with a Limited Airframe, Limited Powerplant and a Limited Specialized Service Rating certificate #T42R821Y. Our primary goal is to provide structural support for composites, metal, metal-to-metal, metal to honeycomb, solid laminated structures and welded structures.

### Av-DEC

1810 Mony Street  
Fort Worth, TX 76102  
<http://www.avdec.com>  
(770) 335-1613

Aviation Devices and Electronic Components, L.L.C. (Av-DEC) is a Fort Worth, Texas, based company whose primary business focus is corrosion prevention in the aviation industry. Av-DEC was founded in order to address, reduce and prevent the debilitating effects of the aviation industries most significant and ongoing maintenance problem - CORROSION. Since its inception, Av-DEC has invented and patented unique non-hazardous polyurethane products designed to accomplish these stated goals. The specific areas of focus include: -Aircraft antennas and mating surfaces - Antenna connector sealing -Aircraft structures - Cabin & Cargo bays -Wire harnesses - Connector sealing assemblies Av-DEC has expanded from solving corrosion related issues in the Commercial Airline market, to the Regional Airline and Military markets.

### Avmax Aviation Services Inc.

2055 Pegasus Road NE, Calgary, Alberta, AB T2E 8C3 Canada  
<http://www.avmax.ca> - (403) 735-3299  
RAA Representative: Don Parkin, Founding Partner and Executive Vice President  
(403) 291-2464

Maintenance, Modifications, Avionics, Paint, Spares, Charters & ACMI Provided by: Avmax Aviation Services Inc. (MRO YYC); Avmax Montana Inc. (MRO GTF & JAX ); Western Avionics; Avmax Executive Interiors; Avmax Spares; & Regional 1 Airlines. Avmax Aircraft Leasing Inc. 122 Aircraft (88 Owned & 34 Managed/Partnered), include DHC-8-100/200/300/400, CRJ-100/200, BAE-146-202 & ATR-72-202

### C & L Aerospace

40 Wyoming Ave  
Bangor, ME 4401  
<http://www.cla.aero>  
(207) 217-6050  
RAA Representative: (805) 654-8860  
[heather.p@cla.aero](mailto:heather.p@cla.aero)

C&L Aerospace are a multinational aerospace company specializing in regional aircraft, and more particularly the Saab 340 aircraft. With offices in Australia, Europe, and USA we cover all Saab 340 operators and deal with most of them on a daily basis. We also deal with many Dash 8 and CRJ operators. C&L Aviation Services are an EASA and FAA approved aircraft maintenance facility located in Bangor Maine. We perform maintenance on most regional aircraft including Dash 8, CRJ, and Saab 340. Specializing in the Saab 340 aircraft C&L has a proven track record in maintenance of the Saab 340 aircraft and performs heavy maintenance for a number of operators around the world including being the major provider of maintenance to Saab Aircraft Leasing. Our ability to also supply leased aircraft and engines offer potential customers an unprecedented level of service and resources in the Saab 340 market. Through our MRO we can perform any maintenance required, perform records audits and pre purchase inspections, and refurbish interiors. We can also offer maintenance training and support for new operators entry into service. Through our parts company we can provide initial provisioning of parts and continued parts support through a power by the hour arrangement or exchanging or outright sale of parts. We also manufacture GSE for the Saab 340 and C17 engine which is kept in stock and available for purchase by new operators. Through our leasing arm we can offer customers the ability to lease or lease/purchase aircraft to accommodate their financial abilities. This level of offering surpasses even the OEM. We are also authorized distribution agents for GKN Aerospace, Barry Controls, GE Aviation Materials, and Amfuel.

### CASP AEROSPACE INC

98 COLUMBUS AVE  
POINTE-CLAIRE, QC H9R4K4 Canada  
<http://www.CASPAEROSPACE.COM>  
RAA Representative:  
(514) 630-7777

CASP Aerospace specializes in the repair, overhaul, exchange and sale of aircraft safety and life support equipment, including but not limited to Fire Protection, Oxygen Cylinder Assemblies, Crew Masks, Inflation & Pneumatic Equipment, Cartridges, Flooring, as well as Securaplane Mainship and Emergency Batteries, Camera and Security Systems.

## Lufthansa Technik AERO Alzey GmbH

Rudolf-Diesel-Str. 10  
Alzey, 55232 Germany  
<http://www.lhaero.com>  
+49 67314970  
RAA Representative: Mark Johnson  
+49 6731497112

With 30 years experience in MRO services for regional aircraft engines, Lufthansa Technik AERO Alzey is a leading Factory Authorized Independent MRO for CF34-3/-8/-10 series and PW100- and PW150 series engines and PW901A/C APU's and is industry recognised for providing Regional Airlines as well as General & Business Aviation Operators with high quality maintenance services and repairs at excellent price-performance ratios. Lufthansa Technik AERO Alzey is a General Electric and Pratt & Whitney Canada designated/authorised repair and overhaul facility and approved by the FAA and EASA. Its services comprise engine overhaul and repair, hot section inspection -repair or -refurbishment, engine conversions, On-site support - world wide - either on-wing or off-wing and engineering services. With one of the largest porfolio of CF34-series and P100-series lease engines, Lufthansa Technik AERO Alzey supports its customers in the most flexible and shortest time frame to keep the aircraft flying. A 24/7 AOG & Sales hotline and service centers at Tulsa (OK), Tullamarine (Victoria), Buenos Aires and Beijing are dedicated to support our customers with the highest possible maintenance service at the shortest response times.

## Micro-Surface Finishing Products, Inc.

1217 W 3rd St  
Wilton, IA 52778  
<http://www.micro-surface.com>  
(563) 732-3240  
RAA Representative: Ted Thomas  
National Sales Representative  
(810) 441-8218  
[tthomas@micro-surface.com](mailto:tthomas@micro-surface.com)

Micro-Surface Finishing Products, Inc. is an FAA Certified Repair Station for the restoral of aircraft transparencies. Micro-Surface is also the manufacturer of Micro-Mesh products for the repair and maintenance of aircraft transparencies. Micro-Surface also provides a 2 hr credit class for A&P renewal on restoring and caring for aircraft transparencies.

## Phoenix Air Repair, Inc.

1842 E. 3rd Street #103  
Tempe, AZ 85281  
<http://www.phxair.net>  
(480) 730-7905  
RAA Representative:  
(480) 730-7905

## Sky Service F.B.O. Inc.

6120 Midfield Road  
Mississauga, ON L5P 1B1 Canada  
<http://www.skyservice.com>  
(905) 678-5657  
RAA Representative: Kelly McCaffrey  
Coordinator, Maintenance  
(905) 678-5657  
[Kelly\\_McCaffrey@skyservice.com](mailto:Kelly_McCaffrey@skyservice.com)

In 1986, Skyservice was incorporated in order to serve the needs of the Aviation Community. Over the past 21 years Skyservice has become the primary reference for Business and Regional Aviation Services. With award winning FBO and Maintenance facilities in Montreal, Toronto and Calgary, Skyservice has taken a large focus on regional aircraft maintenance with its has over 300 employees as well as 300,000sq. ft. of state of the art hangar and maintenance facilities to support Regional aircraft operators. Skyservice Aviation is currently one of the largest aviation companies in Canada including maintenance, charter, aircraft management, FBO and air ambulance services. The overall strategy of Skyservice is based on setting the highest standards of quality in the industry for which the company has now become known.

## STS Aviation Group

2000 NE Jensen Beach Blvd  
Jensen Beach, FL 34957  
<http://www.sts-cs.com>  
RAA Representative: Mike Kenealy  
(888) 777-2960

STS Aviation Group is a fully integrated turnkey solutions provider with a common goal. Whether you need a single aircraft mechanic, a full range of Aviation Staffing, Engineering, Line Maintenance or Component Solutions, we are available to support you. STS is a recognized leader in providing A&P Staffing Services, Line Maintenance Services, Engineering Services and Component Distribution and Inventory Management Service to the global aviation market.

## Vanguard Aerospace

813 Ela Ave.  
Waterford, WI 53185  
<http://www.vanguardaerospace.com>  
(414) 418-9569  
RAA Representative: Jerrod Van Buren  
President  
(414) 418-9569  
[jvanburen@vanguardaerospace.com](mailto:jvanburen@vanguardaerospace.com)

Vanguard Aerospace is a FAA/EASA approved repair station specializing in airframe components and power supplies. Vanguard Aerospace provides both OEM and customized DER repairs to fit the customers needs and requirements.

## Publications

### Aviation Week Network

1166 Avenue of the Americas  
New York, NY 10036  
<http://www.AviationWeek.com>  
RAA Representative: Erving Dockery, Jr.  
Manager, Events & Tradeshows  
(818) 237-5879  
[erving.dockery@aviationweek.com](mailto:erving.dockery@aviationweek.com)

The Aviation Week Network is no longer a btob media company, but a provider of data, analysis and forecasting tools that offers our customers opportunities to generate success with measurable results. Aviation Week's core mission is to be Essential to this Essential Community by helping individuals and companies capture business, make informed decisions and tackle complex problems while generating revenue. It's critical to ensure that Aviation Week delivers with integrity strategic business advantages our customers deserve and expect from us.

### JETPUBS

900 Crest View Drive, Suite 130  
Hudson, WI 54016  
<http://www.jetpubs.com>  
(715) 220-4232  
RAA Representative: Larissa Fildes  
President  
(715) 220-4131

With JETPUBS, manuals are more efficient and hassle-free. Through our online service, we manage your manuals, compliance, and consistency so you can focus solely on content. Full audits take minutes. Unlike software, we do the work for you, so you don't have to. Your result: a safer, more efficient airline.

## Safety & Emergency Equipment

### safetech

1230 Wilson Road Court  
Humble, TX 77396  
<http://safetech-usa.com>  
(281) 446-1777  
RAA Representative: Michael Lott  
Director Of Sales  
(281) 446-1777  
[mlott@safetech-usa.com](mailto:mlott@safetech-usa.com)

Safetech is a leader in Aviation Safety Equipment repair and sales.

## Specialized Services

### AvMaSSI

1515 Perimeter Road  
West Palm Beach, FL 33406  
<http://avmassi.com>  
(561) 745-9787  
RAA Representative: Louis Sorrentino  
CEO & Managing Director  
(561) 745-9787  
[Lou@avmassi.com](mailto:Lou@avmassi.com)

The leading expert in safety and operational integrity evaluations, consulting and auditing to airlines, airports, governments, international agencies, manufacturers, marine operators, seaports and financial institutions.

### Crew Outfitters

579 West High Street  
Aurora, MO 65605  
<http://www.crewoutfitters.com>  
RAA Representative: April Krantz  
President  
(800) 722-1793  
[april.krantz@crewoutfitters.com](mailto:april.krantz@crewoutfitters.com)

Crew Outfitters is dedicated to serving the airline industry with exemplary customer service! We cater to airlines of all sizes; the private pilot, the corporate/fractional pilots, the regional airlines and the large legacy carriers. We pride ourselves in creating detailed customized airline programs designed specifically for each of our clients needs. We provide uniforms and uniform accessories to various work groups with the emphasis on the pilot sector. We also specialize in customized luggage programs. We can assist you with your company branding process by adding a wide range of logo merchandise to your product line. Some of our services include professional fittings; web based ordering sites and professional account managers. You will be able to source all of your needs through us. We are your One Stop Crew Shop!

## DECA Aviation Engineering Ltd.

7050 Telford Way  
Unit 200  
Mississauga, ON, L5S 1V7 Canada  
<http://deca-aviation.com>  
(416) 937-7658  
RAA Representative: Dennis De Gonzague  
Director, Business Development  
(416) 937-7658  
[dennisdegonzague@dea-aviation.com](mailto:dennisdegonzague@dea-aviation.com)

DECA Aviation is a Transport Canada Design Approval Organization (DAO) located in Toronto, Ontario and is part of the PAL family of companies. DECA Aviation has an unmatched track record of supporting both the domestic and international aviation community with a firmly established reputation in the areas of design, engineering, certification, aircraft modifications, program management, and integrated kit supply.

### FirstSource Solutions

100 Highpoint Drive  
Suite 102  
Chalfont, PA 18914  
<http://www.firstsourcesolutions.com/>  
RAA Representative: Mary Ellen Petti  
Vice President, Client Advocacy  
(215) 396-5505  
[MPetti@fssolutions.com](mailto:MPetti@fssolutions.com)

First Source Solutions delivers a variety of solutions to address the needs of employer regulatory compliance and addiction medicine, including: drug & alcohol testing, occupational health services, background screening and monitoring of those with a substance use disorder. Formerly FirstLab, FS Solutions is a partner with RAA in the RAA Drug Testing Consortium.

## Travel Services

### Accommodations Plus International (API)

1200 Rte. 109  
Lindenhurst, NY 11757  
<http://www.apihotels.com>  
(516) 798 4444 ext215  
RAA Representative: (516) 307-3015

Accommodations Plus International (API) was founded in 1984 on the principles of integrity and professionalism as a solution provider to the airline industry specializing in the handling of hotel accommodations for airline crews as well as business and leisure travel. As a full service travel management company, API includes a suite of technology solutions that streamline the process of securing accommodations. These systems include a comprehensive end-to-end management of the airline crew travel room bookings with centralized billing and reconciliation; crew information and feedback solution enhancing the experience of the crew members and providing airline management with full reporting on all activity for the crew hotels; an online booking capability with instant confirmation of airline crew and other preferred rates for business and leisure travel.

## HQ Aero Management

167 Airplane Ave  
Bridgeport, WV 26330  
<http://www.hqaero.com>  
(304) 848-0900  
RAA Representative: Ron Eagle  
President  
(304) 848-0900  
[ron@hqaero.com](mailto:ron@hqaero.com)

A Premier Aviation Recruitment Services Company. We specialize in hiring all categories of aircraft technicians to provide manpower to service centers, repair stations, and aircraft manufacturers. We provide Aviation Technicians on a direct or contract basis to customers who have immediate manpower requirements. Whatever your requirement may be, you have our commitment to provide the very best service possible, wherever and whenever your need arises. Our technicians offer you total flexibility to deal with the ever-changing needs of the aviation industry. They provide an efficient and cost effective solution when you require extra help to complete an unexpected or unscheduled repair. Count on our people to ensure on-time project delivery of your regularly scheduled maintenance, modification or overhaul programs.

### M & H Uniforms

48 2nd Avenue  
San Mateo, CA 94401  
<http://mandhunifforms.com>  
(800) 888-9927  
RAA Representative: Olivia Nasir  
VP Sales  
(800) 888-9927  
[olivian@mandhunifforms.com](mailto:olivian@mandhunifforms.com)

M & H Uniforms has been outfitting the airlines for over 55 years. We start with the best fabrics in the industry and great patterns and we can work with each Airline to customize and match their unique requirements. M & H Uniforms is family owned and operated and we understand the special nuances of the aviation industry.

## RCMBT

89 Mojave Cres.  
Richmond Hill, ON L4S 1R7 Canada  
<http://www.rcmbt.com>  
(905) 264-7501  
RAA Representative: Paul Vascotto  
President  
(905) 264-7501  
[pvascotto@rcmbt.com](mailto:pvascotto@rcmbt.com)

RCMBT provides airlines and the aerospace sector with high quality reliability and cost management solutions. Through an innovative suite of key business components, we offer proven results in operational reliability, decreased costs and enhanced efficiencies. Clients choose the required level of services from our key business components ranging from; basic data entry, data management and data mining to detailed and enhanced reliability analysis and maintenance cost analysis Our services create business intelligence to enhance your operation.

### Travelpro Products Inc

700 Banyan Trail  
Boca Raton, FL 33431  
<http://www.travelpro.com>  
(561) 998-2824  
RAA Representative: Patricia Duffy  
Director of Sales - Airlines  
(630) 236-5678  
[pvduffy@travelpro.com](mailto:pvduffy@travelpro.com)

STS Aviation Group is a fully integrated turnkey solutions provider with a common goal. Whether you need a single aircraft mechanic, a full range of Aviation Staffing, Engineering, Line Maintenance or Component Solutions, we are available to support you. STS is a recognized leader in providing A&P Staffing Services, Line Maintenance Services, Engineering Services and Component Distribution and Inventory Management Service to the global aviation market.

### ViaAir

218 Jackson St  
Maitland, FL 32751  
<http://www.flyviaair.com>  
(407) 374-2429  
RAA Representative: Scott Wubbena  
Business Development Manager  
[scottw@flyviaair.com](mailto:scottw@flyviaair.com)

ViaAir is an aviation company offering scheduled flights, charters, packaged AirCruises, and tours over select cities.



# State-of-the-Art Simulation, Advancing Safety and Effectiveness

Reliability • Performance  
Delivering the Highest Fidelity



FlightSafety International is a world-leading supplier of high-fidelity, advanced-technology training devices – backed by outstanding service and logistics support. We are recognized for our expertise in everything from the design and manufacture of full flight simulators to visual systems and displays for virtually any aircraft. We have delivered more than 1,000 visual systems and 800 flight simulators and advanced training devices. In addition to providing simulators and visual systems to leading commercial, government and military organizations worldwide, we manufacture them for ourselves. They play a vital role in the integrated training system we use throughout our global network of Learning Centers. For unprecedented reliability, ease of systems integration and configuration flexibility, you can trust FlightSafety.

## Our New FS1000 Simulator

- Replicates an aircraft's exact flight and performance characteristics with our new electric motion cueing system.
- Includes our VITAL 1100 visual system offering resolutions of more than 12 million pixels.
- Features all-new, large-interior Instructor Operating Station, providing a highly efficient workspace equipped with an intuitive interface, scalable graphics and large multitouch displays.
- Options include CrewView all-glass mirror for superior optical performance and sharper image clarity.



Aviation professionals from around the world trust us to provide the highest quality training and outstanding service. More than 1,800 highly experienced professional instructors deliver aircraft- and mission-specific courses, using our comprehensive training systems and advanced-technology flight simulators designed to enhance safety. Trust your training to FlightSafety. You'll see why so many aviation professionals make the same choice. And have since 1951.

For information, please call 918.259.4000 or email [simulation@flightsafety.com](mailto:simulation@flightsafety.com).  
[flightsafety.com](http://flightsafety.com) • A Berkshire Hathaway company

**FlightSafety**  
international